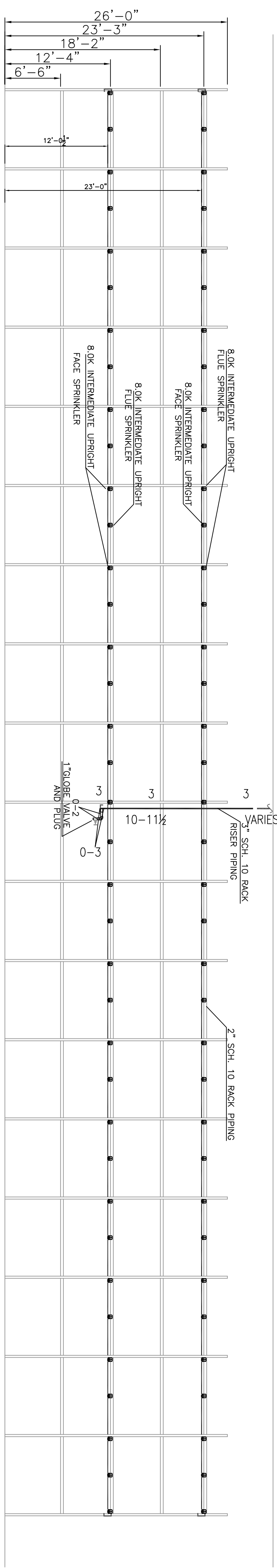
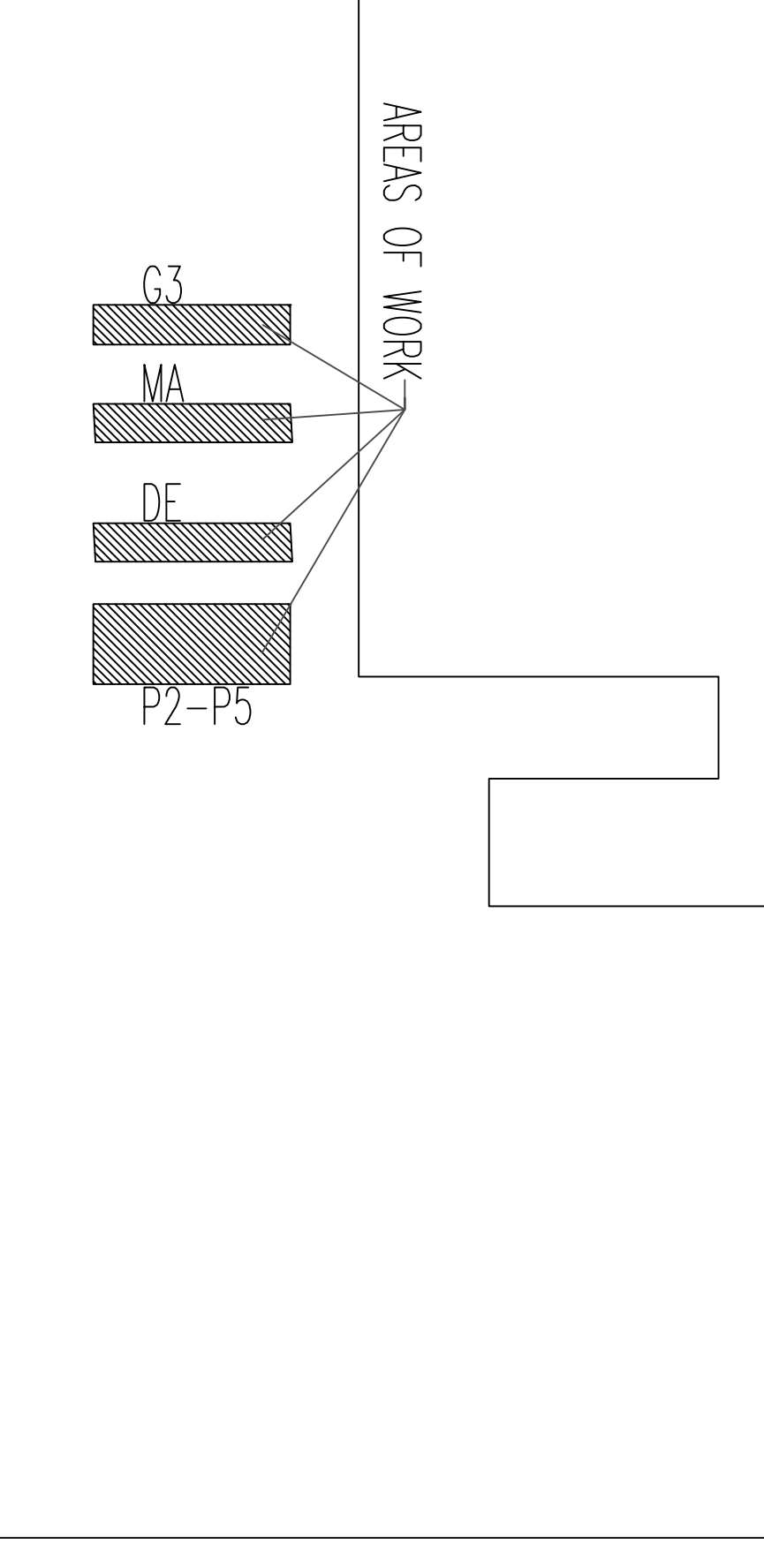


PIPE PLAN
SCALE: 1/8"=1'-0"
LOWER LEVEL
ASILE P2-P5



RACK ELEVATION DETAIL
SCALE: 1/8"=1'-0"

NOTES:

- ALL PIPE TO BE INSTALLED ACCORDING TO MPA 13.
- ALL BRACKETS AND HANGERS TO BE 3/4" DIA.
- ALL BRACKETS AND HANGERS TO BE 3/4" DIA.
- ALL 2" & 3" PIPE TO BE SCH 10 PIPE.
- UNSPICED BRACKETS NOT TO EXCEED 12".
- ALL AREAS IN WHICH PIPE IS INSTALLED SHALL BE HEATED AND MAINTAINED AT 40 F MINIMUM BY OWNER.
- OLD CANTILEVER RACKS BEING REMOVED AND NEW RACKS BEING INSTALLED AND WILL BE PROTECTED WITH THE SAME SPRINKLER PROTECTION AS EXISTING SUPPLIES WITH SAME SIZE PIPING AS EXISTING RACKS. COMMENTARY IN RACK NO CHANGE.
- NO HYDRANT CHANGES TO ORIGINAL HYDRANT RACK DESIGN.
- 4" DEEP RACK HEADS ONLY FLOOR SPRINKLERS.
- NEW HEADS INSTALLED TO MATCH EXISTING OR BE EQUIVALENT.
- RACK PIPING ARE ON THEIR OWN RISERS SEPARATE OF ROOF SYSTEMS.
- ALL SUPPLY PIPING AT ROOF FROM RISER TO REMAIN AS ORIGINALLY INSTALLED.
- NO MODIFICATIONS TO ROOF SYSTEMS.

CONTRACT RESPONSIBILITIES


ITEM	C/F	P	O/OTHERS
STREET WATER CONNECTION	WA		
WATER MAINS	WA		
WATER SERVICE	WA		
WATER METER	WA		
WATER METER BOX	WA		
WATER METER VALVE	WA		
WATER METER RINGS	WA		
WATER METER SERVICE	WA		
WATER METER CONNECTION	WA		
WATER METER RINGS	WA		
WATER METER SERVICE	WA		
WATER METER CONNECTION	WA		

SYMBOLS

SYMBOL	DESCRIPTION
(C)	CEILING H.T. ABOVE REF.
(D)	DATE WATER TEST NOTES
(E)	DATE WATER TEST RESULTS
(F)	DATE WATER TEST RESULTS
(G)	DATE WATER TEST RESULTS
(H)	DATE WATER TEST RESULTS
(I)	DATE WATER TEST RESULTS
(J)	DATE WATER TEST RESULTS
(K)	DATE WATER TEST RESULTS
(L)	DATE WATER TEST RESULTS
(M)	DATE WATER TEST RESULTS
(N)	DATE WATER TEST RESULTS
(O)	DATE WATER TEST RESULTS
(P)	DATE WATER TEST RESULTS
(Q)	DATE WATER TEST RESULTS
(R)	DATE WATER TEST RESULTS
(S)	DATE WATER TEST RESULTS
(T)	DATE WATER TEST RESULTS
(U)	DATE WATER TEST RESULTS
(V)	DATE WATER TEST RESULTS
(W)	DATE WATER TEST RESULTS
(X)	DATE WATER TEST RESULTS
(Y)	DATE WATER TEST RESULTS
(Z)	DATE WATER TEST RESULTS

ABBREVIATIONS

SYMBOL	DESCRIPTION
ISO	ISOLATION
IRI	IRIS
FM	FLAME
OUT	OUTLET
IN	INLET
DN	DOWN
UP	UP
VARIES	VARIABLE
2"	2 INCH
3"	3 INCH
4"	4 INCH
6"	6 INCH
8"	8 INCH
10"	10 INCH
12"	12 INCH
18"	18 INCH
24"	24 INCH
30"	30 INCH
36"	36 INCH
42"	42 INCH
48"	48 INCH
54"	54 INCH
60"	60 INCH
66"	66 INCH
72"	72 INCH
78"	78 INCH
84"	84 INCH
90"	90 INCH
96"	96 INCH
102"	102 INCH
108"	108 INCH
114"	114 INCH
120"	120 INCH
126"	126 INCH
132"	132 INCH
138"	138 INCH
144"	144 INCH
150"	150 INCH
156"	156 INCH
162"	162 INCH
168"	168 INCH
174"	174 INCH
180"	180 INCH
186"	186 INCH
192"	192 INCH
198"	198 INCH
204"	204 INCH
210"	210 INCH
216"	216 INCH
222"	222 INCH
228"	228 INCH
234"	234 INCH
240"	240 INCH
246"	246 INCH
252"	252 INCH
258"	258 INCH
264"	264 INCH
270"	270 INCH
276"	276 INCH
282"	282 INCH
288"	288 INCH
294"	294 INCH
300"	300 INCH



SPRINKLER SYMBOL DESCRIPTION

SYMBOL	SIZE	MODEL	SN	FINISH	UPRIGHT W/ INT. HEAD GUARD (SFW2000020)	TYPE	L-LENGTH	TOTAL
○	3/4"	OR	W/ALLOY V3401	BRASS		155'	8.0	285
○	3/4"	OR	W/ALLOY V3401	BRASS		155'	8.0	285
TOTAL SPRINKLERS SHOWN ON THIS SHEET								
TOTAL SPRINKLERS REQUIRED ON THIS CONTRACT								

CAROLINA FIRE PROTECTION
Dunn, N.C. 28334
Phone (910) 892-1700
Fax (910) 892-1322

FOOD LION DISTRIBUTION
2840 Arrowhead Dr.
Dunn, NC 28334

REPLACEMENT RACK - LOWER LEVEL

SYSTEM DESIGN DATA

DESIGNER	DATE	SCALE
AS SHOWN	9-23-21	AS SHOWN
CONTRACT NO.	21819	
DRAWN BY	K.W.	
CHECKED BY	M.T.B.	
DATE	9-23-21	
CONTRACT NO.	21819	
DRAWING NO.	PP 1 of 4	

