

**LINIRAC SFM INFINITY RACKING**  
FOR MOUNTING AND GROUNDING SOLAR SYSTEMS  
UL1703, UL2703



UL  
Certified  
UL 1004  
E-Listed


016


840-00388-17  
250VAC 20A  
+79°C 2319

017

018







Designated Competent Person - Fill out this portion of the form

Nearest Urgent Care (circle one)	<b>Leitch Center Hospital</b>
Nearest Emergency Room:	<b>1195 Corliss St, Sanford, NC, 27970</b>
Safety Contact:	<b>Henry Mall (828) 996-5514</b>
Additional Notes:	

**\*In Case of Emergency, call 911 immediately and proceed to the nearest emergency room\***

For non-emergency injuries, please report the injury to your manager, follow the Injury Standard Operating Procedures - Notify manager.

Workers Compensation Provider: Berkshire Hathaway Homestate Companies

Berkshire Hathaway Address: PO Box 861716, San Francisco CA 94188

Berkshire Hathaway Fax Number: (800) 661-6984

Berkshire Hathaway Policy Number: BLWC226009 (OR, FL) - BLWC225838 (all other states)

Blue Raven Fax Number: (885) 498-408

Report Injury



Customer Name: **Michael Duran**  
 Installation Date: **10/19/23**

Job Hazard Analysis  
 Address: **111 Longleaf Pine Way**  
**Sanford, North Carolina 27582**  
**Inc**



Activity	Hazards	Steps to Mitigate	Confirm
Working on Ladders	Fall Hazards	<input type="checkbox"/> Ladder standoff/roll-over protection <input checked="" type="checkbox"/> Secured with ladder strap	<input checked="" type="checkbox"/> Inspected for damage <input type="checkbox"/> Clean up at job site  <input type="checkbox"/> Initial <input checked="" type="checkbox"/> Y.S. <input type="checkbox"/> Initial
Working over 6'	Falls from roofs Falls from attic	<input type="checkbox"/> Harness/rope/Anchor/falls inspected <input type="checkbox"/> Anchor points installed correctly <input type="checkbox"/> 100% tie off over 6'	<input type="checkbox"/> Fall restraint in use <input type="checkbox"/> Fall arrest in use <input type="checkbox"/> Personal saving falls identified  <input type="checkbox"/> Initial <input checked="" type="checkbox"/> Y.S. <input type="checkbox"/> Initial
Work as high 85"-95" to + some 100"+ high	Heat stress/heat exhaustion/heat stroke Sunburn	<input checked="" type="checkbox"/> Awareness - buddy system/ breaks when necessary <input checked="" type="checkbox"/> Hydration (water available)	<input type="checkbox"/> Electrolytes  <input type="checkbox"/> Initial <input checked="" type="checkbox"/> Y.S. <input type="checkbox"/> Initial
Working within the RAC	Struck by hazard (falling objects)	<input checked="" type="checkbox"/> Everyone within RAC wearing hardhats	<input type="checkbox"/> Call four sides of RAC enclosed  <input type="checkbox"/> Initial <input checked="" type="checkbox"/> Y.S. <input type="checkbox"/> Initial
Electrical work	Electrical shock/electrocution Arc Flash	<input checked="" type="checkbox"/> Arc flash PPE: CATS (shirt, pants, safety glasses, face shield, boots, earplugs, electrically insulated gloves within 12" of exposed live components, CATS arc flash gloves within 1' of electrical panel)	<input type="checkbox"/> Initial <input checked="" type="checkbox"/> Y.S. <input type="checkbox"/> Initial
Other/general hazards	Struck by flying objects (nails) Cut hazards Ergonomic hazards (strain)	<input type="checkbox"/> Safety glasses worn at all times. <input checked="" type="checkbox"/> Cut A gloves worn at all times. <input checked="" type="checkbox"/> Proper lifting techniques/ team lifting	<input type="checkbox"/> Initial <input checked="" type="checkbox"/> Y.S. <input type="checkbox"/> Initial
Other Tasks	Other hazards	<input type="checkbox"/> Steps to mitigate (insert)	<input type="checkbox"/> Initial

Crew Members	
Name	Signature
Crew Lead: <b>Justin Smith - Number 1</b>	<b>Justin Smith</b>
<b>Michael Duran</b>	<b>Michael Duran</b>
<b>Justin</b>	<b>Justin</b>
<b>Kevin</b>	<b>Kevin</b>

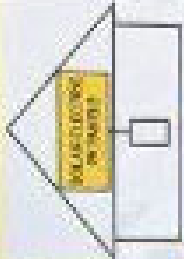






**SOLAR PV SYSTEM EQUIPPED  
WITH RAPID SHUTDOWN**

TURN RAPID SHUTDOWN  
SWITCH TO THE  
"OFF" POSITION TO  
SHUT DOWN PV SYSTEM  
AND REDUCE  
SHOCK HAZARD  
IN THE ARRAY



**⚠ WARNING**

**ELECTRIC SHOCK HAZARD**

TERMINALS ON THE LINE AND  
LOAD SIDES MAY BE ENERGIZED  
IN THE OPEN POSITION

**PHOTOVOLTAIC SYSTEM**

**⚠ AC DISCONNECT ⚠**

RATED AC OUTPUT CURRENT      A

20

NOMINAL OPERATING AC VOLTAGE      V

240

**⚠ WARNING**

**DUAL POWER SUPPLY**

SOURCES: UTILITY GRID AND  
PV SOLAR ELECTRIC SYSTEM

**⚠ WARNING**

READ THIS MANUAL CAREFULLY BEFORE  
INSTALLATION AND BEFORE ANY  
MAINTENANCE OR REPAIR WORK IS  
PERFORMED ON THIS EQUIPMENT.  
REPLACE THE COVER IMMEDIATELY  
AFTER MAINTENANCE OR REPAIR WORK  
IS COMPLETED. THE LABEL IS THE  
PROPERTY OF THE MANUFACTURER.

PHOTOVOLTAIC SYSTEM

PHOTOVOLTAIC SYSTEM

MINI  
7686  
9892





**ENPHASE**

**⚠ WARNING**

**ELECTRIC SHOCK HAZARD**

TERMINALS ON THE LINE AND  
LOAD SIDES MAY BE ENERGIZED  
IN THE OPEN POSITION

**PHOTOVOLTAGE SYSTEM**

**⚠ AC DISCONNECT ⚠**

NOMINAL OUTPUT CURRENT 5 A  
NOMINAL OPERATING VOLTAGE 120 V

**⚠ WARNING**

THIS EQUIPMENT FED BY MULTIPLE  
SOURCES. TOTAL RATING OF ALL  
OVERCURRENT DEVICES EXCLUDING  
MAIN SUPPLY OVERCURRENT  
DEVICE SHALL NOT EXCEED  
CAPACITY OF SUPPLY

**⚠ WARNING**

**PHOTOVOLTAGE SYSTEM  
COMBINER PANEL**


**DO NOT ADD LOADS**

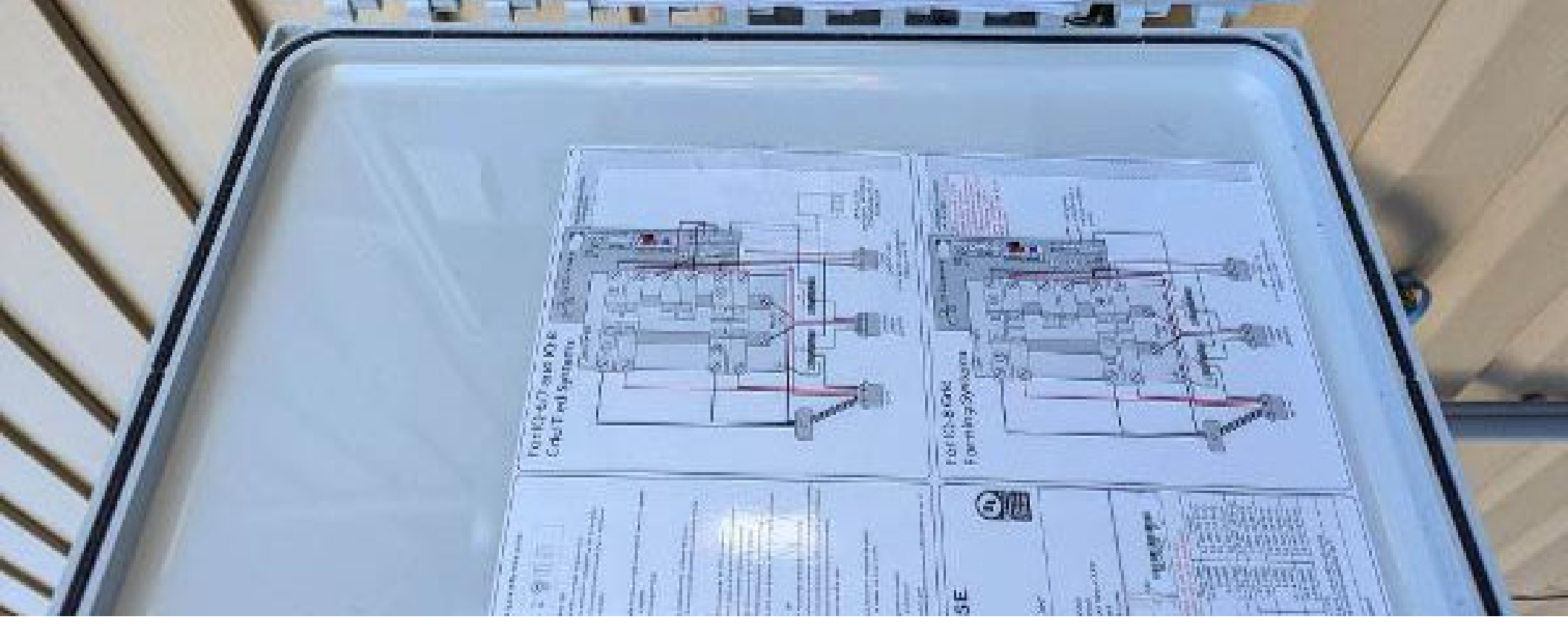
**⚠ WARNING**

THIS EQUIPMENT DOES NOT PROVIDE PROTECTION  
AGAINST ELECTRICAL SHOCK. THE USER SHALL  
TAKE ALL NECESSARY PRECAUTIONS TO AVOID  
ELECTRIC SHOCK AND FIRE HAZARD.  
© 2015 ENPHASE ENERGY













Envoy Serial Number Label /  
Número de serie de Envoy






# Combiner Box

## X2-IQ-AM1-240-4

### IEEE1547:2018 COMPLIANT

#### Electrical ratings

Voltage 240VAC, 60Hz  
DG Breakers 80A MAX (combined)  
DG Inputs 64A MAX (combined)  
Output 65A MAX, 90A MAX feeder OCPD  
Temperature 46°C MAX ambient

For DG breaker, use only Eaton BR series.

  
202335082452

S/N:   
202335082452

P/N:

  
883-00353


Dedicated solar and DG Combiner Box - do not add loads  
10 AMP or 15 AMP IQ Gateway Breaker not used for backfeed

Connection	Wire sizes	Torque
DG Breaker (1, 2, 3, 4)	14-10 AWG	2.2 Nm (20 in-lb)
	8 AWG	2.8 Nm (25 in-lb)
	6-4 AWG	3.0 Nm (27 in-lb)
60A Circuit Breaker only	4-1/0 AWG	5.0 Nm (45 in-lb)
IQ Gateway Breaker	14-10 AWG	2.26 Nm (20 in-lb)
	2-1/0 AWG	5.6 Nm (45 in-lb)
Neutral and ground	14-3 AWG	5.1 Nm (45 in-lb)
	6 AWG	3.6 Nm (32 in-lb)
Main lug	8 AWG	2.6 Nm (23 in-lb)
	10-14 AWG	2.3 Nm (20 in-lb)
	10-4 AWG	5.0 Nm (45 in-lb)
	3-2/0 AWG	5.6 Nm (50 in-lb)

Copper conductors only, rated min 75°C







15 30 30 15

20

20

20

20

40

TYPE HOM  
NCPW/O  
COMMON

40


TYPE HOM  
10kA  
120/240 V-1  
UL LISTED  
UL TYPE  
DP-4075

TYPE HOM  
10kA  
120/240 V-1  
UL LISTED  
UL TYPE  
DP-4075


TYPE HOM  
10kA  
120/240 V-1  
UL LISTED  
UL TYPE  
DP-4075



























DURHAM  
MR. WILT - CALL

5053728451.001

10-26

10-26

10-26


10-26


10-26



















A WARNING


A ADVERTENCIA



























**EQUIPMENT GROUNDING TERMINAL**

Terminal	Wire binding screw	Wire Range AWG CU-AL	Torque lb-in.
Multi hole bar	Slot	14-10 CU, 12-10 AL	20
		8	25
Box	Slot	6-4	35
		1/0-14 or 12 CU, Two 12 or 10 AL	25
I-beam	Slot	6-200	50
Box	Hex	6-3/80	200
		1-4/0	200

40271-654-01























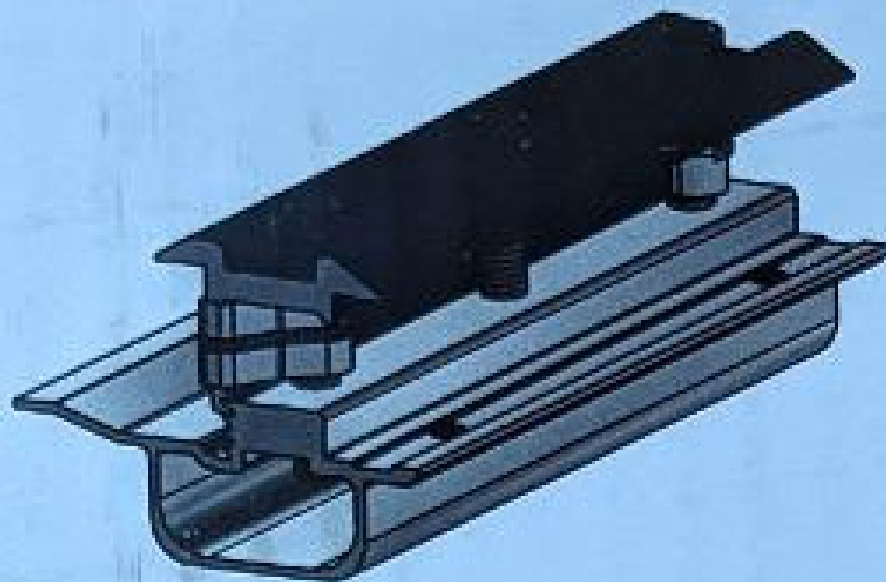







# 30MM SPLICE 6.5" SFM

**UNIRAC**<sup>®</sup>  
-com  
**BETTER SOLAR STARTS HERE**



## 253010U



PACKAGE QTY: 10 EA  
WO/PO#: 0046348-01  
MANUFACTURE DATE: 10/2023  
FACTORY CODE: 026A




California Proposition 65  WARNING: Cancer &  
Reproductive Harm [www.P65Warnings.ca.gov](http://www.P65Warnings.ca.gov)


[unirac.com/patents](http://unirac.com/patents)

8 1 0 0 3 9 3 6 3 3 7 9










BLUE RAVEN


THE SHINGLE MASTER













**REC Alpha Pure-R Series**  
**REC420AA Pure-R**

Serial Number: **FBB-7005385143**

Phone: +85 6465 8228  
[www.recgroup.com](http://www.recgroup.com)

**Power Output (Pmax)** 420 W  
**Watt Class** Sorting 0) +10 W  
**Power Production Tolerance** +/- 3 %  
**Rated Voltage (Vmpp)** 50.0 V  
**Rated Current (Impp)** 8.40 A  
**Open Circuit Voltage (Voc) (+/- 3%)** 59.4 V  
**Short Circuit Current (Isc) (+/- 3%)** 8.89 A  
**Maximum System Voltage (Vsys)** 1000 V  
**Maximum Series Fuse (DC) (UL)** 25 A  
**Maximum Series Fuse (DC) (IEC)** 25 A  
**Design Load** +4666 / -2666 Pa\*  
**Maximum Test Load** +7000 / -4000 Pa\*  
Values at STC: 1000 W/m<sup>2</sup> AM 1.5, cell temp 25°C



- Complies to:  
 UL 6170, ENEC 1113  
 - Certified to:  
 Canadian, ENEC, SABS, IEC-62108-1  
 - UL Fire Rating Type 2\*



\* IEC 62108-1:2016  
 - IEC 62108-2:2016



See installation manual for mechanical installation requirements and  
 installation requirements to achieve a specified system life span.

Manufactured: 08-08-2023



**Warning electrical hazard.** This module produces electricity when exposed to light.  
**CAUTION: DO NOT DISCONNECT UNDER LOAD**

**Avertissement: Risque de choc électrique.** Ce module génère de l'électricité lorsqu'il est exposé à la lumière.

**ATTENTION: NE PAS DECONNECTER SOUS TENSION**

For field connections, use min. 4 mm<sup>2</sup>(12 AWG) UL PV wires insulated for a min. of 90°C

Made in Singapore by REC SOLAR PTE. LTD.  
 20 TUAS SOUTH AVENUE 14, SINGAPORE 637312, SINGAPORE

Europe Contact: REC Solar EMEA GmbH  
 Solinostr. 71a, 81541 Munich, Germany, Tel: +49 (0)89-442-38590  
 For other regions, see: [www.recgroup.com/00000001](http://www.recgroup.com/00000001)
















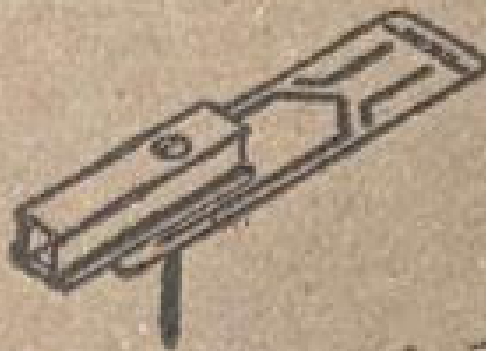
**FLASHKIT SFM SLIDER S**

**004271D**

FLASHKIT SFM SLIDER S COMP DRK

DARK Pack Size : 10

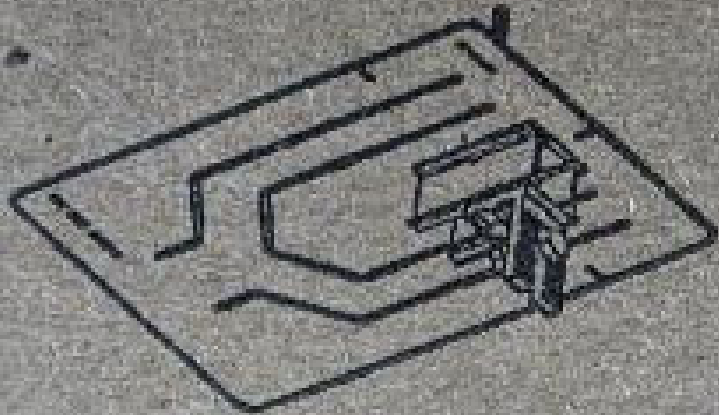
Factory Code: 5-1



WO/PO# 0045416-00 Manufacture date: 2/10/22-3/10/22



1003936213



# FLASHKIT SFM TRIM

004200D

FLASHKIT SFM TRIM COMP DARK

Pack Size : 10

Factory Code: 5-1



WO/PO# 0047145-00 Manufacturer date: 4/10/23-5/10/23



