

DC

Completion Form

Zacheus, Abdo
55 Vail Crt
Sanford

Customer Information

Salesforce Opp ID	0066R00000v1tCiQAI	Zip Code	27332
Homeowner Name	Zacheus, Abdo	Project Manager	
Street Address	55 Vail Crt	Project Number	23-01616
City	Sanford	Utility Provider	
State	NC		

System Information

System Size (in kW)	11.745	Inverter Model	Tesla PowerWall+ Inverter and Battery
Module Type	Q Cell 405		

Safety

Who put the safety plan in place	Josh
----------------------------------	------

Roof/Array Information

Is this project in Greensboro or Cary?	No	Soladeck installed by	Zach, Michael
Array Layout Completed By	Josh, Michael	Soladeck Wired By	Zach, Michael
Panel Set Completed By	Josh, Michael, Zach, Bryson, Young Frank		

Roof Array

Array Label	
Roof A	
Roof B	
Roof C	
Roof D	

Electrical Information

Inverter Manufacturer Tesla

Final Signoff

Crew Lead Responsible	Josh C
Feet and Rail installation completed by	Josh, Michael, Zach
Panel Set Completed By	Josh, Michael, Zach, Bryson, Young Frank
Soladeck installed by	Zach, Michael
Soladeck Wired By	Zach, Michael
Optional Installer Notes	
Optional Reviewer Notes	
Any Near Misses?	Yes
Explanation of what went awry	Bryson cut his forehead on rail. Fixed with bandaid
Attic Flex installed by	Josh, Young Frank, Michael

Wire Pull Done By	Josh, Zach, Michael, Young Frank
Was an inverter installed?	No
DC Wire Termination By	Young Frank
All Joints and Terminations tight?	Yes
Grounding and Bonding are code compliant	Yes
Job Site is Free of Debris and Trash	Yes
Downside Notes	
Did You Put Out a Yard Sign?	Yes
Completion Agreement	This system has been installed safely and meets all applicable building code and company quality assurance standards. The site is clean of all debris and ready for final inspection. Yes

TSA Grade

TSA Grade

Layout Accuracy? 1-5	Downside Accuracy 1-5	Overall Rating	Do designs need updated?	Missing Details	Notes for Improvement
5	4	4	No		Nail down the correct one line plans ahead of time. Designs initially called for a single run of 1 inch conduit with 4 strings of 8 AWG, which is incorrect, and was subsequently changed to 2 runs of 3 /4 conduit.

BOS

BOS Project info

Project Name	Project number	Truck #
Abdo, Zacheus	23-01616	T18

BOS Items

BOS Items	Quantity
EMT, FOOTAGE, 0.750 INCH	85
BOX, METAL, 6 INCH X 6 INCH X 4 INCH, OUTDOOR	1
BOX, METAL, 8.0 INCH X 8 INCH X 6 INCH, OUTDOOR	1
METALFLEX, CONNECTOR, 0.750 INCH	14
METALFLEX, ELBOW, 90 DEGREE, 0.750 INCH	4
METALFLEX, FOOTAGE, 0.750 INCH	190
METALFLEX, FOOTAGE, 1.000 INCH	6
METALFLEX, CONNECTOR, 1.000 INCH	2
10AWG, BLACK, THWN-2, STRANDED	485
10AWG, CU, STRANDED, PV WIRE, BLACK, 1000V	80
10AWG, CU, STRANDED, PV WIRE, RED, 1000V	20
10AWG, GREEN, THWN-2, STRANDED	290
10AWG, RED, THWN-2, STRANDED	485
8AWG, BLACK, THWN-2, STRANDED	30
8AWG, RED, THWN-2, STRANDED	30
WIRE NUT, BLUE, GEN PURPOSE	12
WIRE NUT, RED	16
EMT, RAIN TIGHT, CONNECTOR, 0.750 INCH	7
EMT, RAIN TIGHT, COUPLER, 0.750 INCH	10
EMT, LB, 0.750 INCH	1
STRAP, ONE HOLE, 1.000 INCH	3
EMT, STRAP, ONE HOLE, 0.750 INCH	50
SCREW, #12-11 X 2 INCH, 5/16 HEX SLOTTED HEAD	60
FLASHING, METAL ROOF BOOT, OATEY	1
EMT, BONDING BUSHING, 0.750 INCH	14
DYNOBOND, BONDING JUMPER MODULE TO MODULE	25
IMC, CHASE NIPPLE, 0.750 INCH	15
IMC, CHASE NIPPLE, 1.000 INCH	1
IMC, THREADED COUPLER, 0.750 INCH	12
IMC, THREADED COUPLER, 1.000 INCH	1
EMT, BONDING BUSHING, 1.000 INCH	1
GROUND BAR, 10 CIRCUIT	2
EMT, BOLT STRAP, MINERALAC, 0.750 INCH	6

System Information / Module Label



Josh C

System Information / Optimizer/MLPE label



Josh C
Loc: 34.3892, -77.6306

System Information / Inverter Serial




Josh C

Safety / Picture of Anchor



Josh C

Safety / Picture of Anchor



Josh C

Safety / Emergency ladder on roof



Josh C

Safety / Picture of Safety in action



Josh C

Roof/Array Information / Roof Array / Photo of completed array




Josh C

Roof/Array Information / Roof Array / Picture of feet installed on roof



Josh C

Roof/Array Information / Roof Array / Picture of feet installed on roof



Josh C

Roof/Array Information / Roof Array / Picture of feet installed on roof



Josh C

Roof/Array Information / Roof Array / Row to Row Bonding



Josh C

2023-11-21 18:24:29 GMT



Josh C

2023-11-21 18:24:29 GMT



Josh C

2023-11-21 18:24:29 GMT



Josh C

2023-11-21 18:24:29 GMT



Josh C

Roof/Array Information / Roof Array / Row to Row Bonding



Josh C

Roof/Array Information / Roof Array / Row to Row Bonding



Josh C

Roof/Array Information / Roof Array / Row to Row Bonding



Josh C

Roof/Array Information / Roof Array / Row to Row Bonding




Josh C

Roof/Array Information / Roof Array / Bonding to Soladeck



Josh C

Roof/Array Information / Roof Array / Soladeck Installation



Josh C

Roof/Array Information / Roof Array / Photo of soladeck open showing wires with landscape in the background



Josh C

Roof/Array Information / Roof Array / Soladeck Closed with Address Listed



Josh C

Roof/Array Information / Roof Array / Under Array (wire management)



Josh C

Roof/Array Information / Roof Array / Under Array (wire management)




Josh C

Roof/Array Information / Roof Array / Photo of completed array



Josh C

Roof/Array Information / Roof Array / Picture of feet installed on roof



Josh C

Roof/Array Information / Roof Array / Row to Row Bonding



Josh C

Roof/Array Information / Roof Array / Bonding to Soladeck



Josh C

Roof/Array Information / Roof Array / Soladeck Installation



Josh C

Roof/Array Information / Roof Array / Photo of soladeck open showing wires with landscape in the background




Josh C

Roof/Array Information / Roof Array / Soladeck Closed with Address Listed



Josh C

Roof/Array Information / Roof Array / Under Array (wire management)



Josh C

Roof/Array Information / Roof Array / Photo of completed array



Josh C

Roof/Array Information / Roof Array / Picture of feet installed on roof



Josh C

Roof/Array Information / Roof Array / Picture of feet installed on roof



Josh C

Roof/Array Information / Roof Array / Row to Row Bonding



Josh C

Roof/Array Information / Roof Array / Bonding to Soladeck



Josh C

Roof/Array Information / Roof Array / Soladeck Installation



Josh C

Roof/Array Information / Roof Array / Photo of soladeck open showing wires with landscape in the background

2023-11-21 15:25:35 GMT



Josh C

Roof/Array Information / Roof Array / Soladeck Closed with Address Listed

2023-11-21 15:25:59 GMT



Josh C

Roof/Array Information / Roof Array / Under Array (wire management)

2023-11-21 15:26:39 GMT



Josh C


Roof/Array Information / Roof Array / Photo of completed array

2023-11-21 15:27:27 GMT



Josh C

Roof/Array Information / Roof Array / Picture of feet installed on roof



Josh C

Roof/Array Information / Roof Array / Row to Row Bonding



Josh C

Roof/Array Information / Roof Array / Row to Row Bonding



Josh C

Roof/Array Information / Roof Array / Bonding to Soladeck




Josh C

Roof/Array Information / Roof Array / Soladeck Installation




Josh C

Roof/Array Information / Roof Array / Soladeck Installation



Josh C

Roof/Array Information / Roof Array / Photo of soladeck open showing wires with landscape in the background



Josh C

Roof/Array Information / Roof Array / Soladeck Closed with Address Listed



Josh C

Roof/Array Information / Roof Array / Under Array (wire management)



2023-11-21 15:23:42 GMT

Josh C

Roof/Array Information / Picture of module label



Josh C

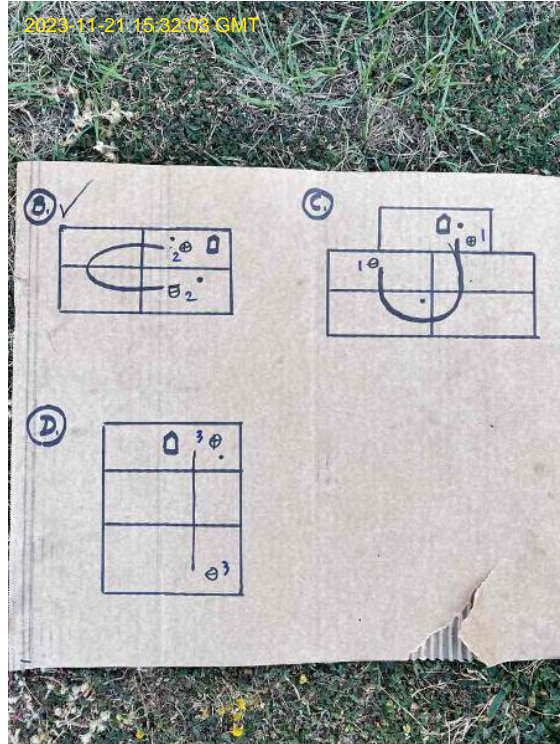
Roof/Array Information / Clear photo of Optimizer installed showing rating and UL listing



2023-11-21 18:26:34 GMT

Josh C
Loc: 34.3892, -77.6306

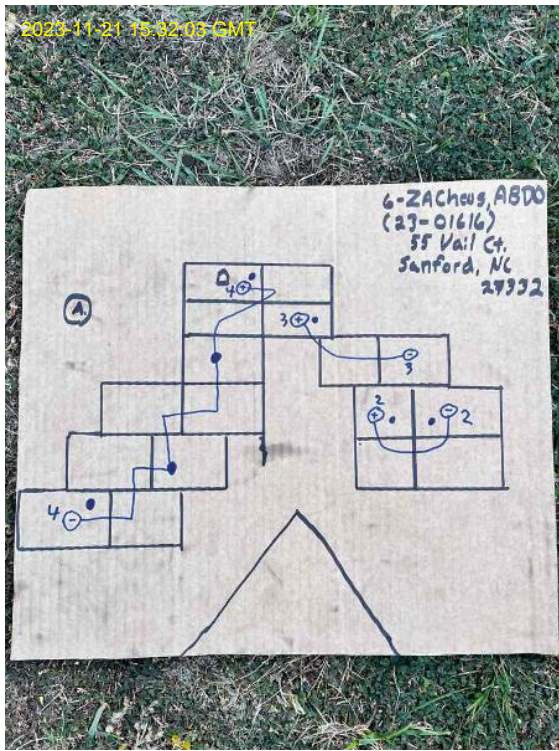
Electrical Information / Array Layout with MCI Locations Marked



2023-11-21 15:32:03 GMT

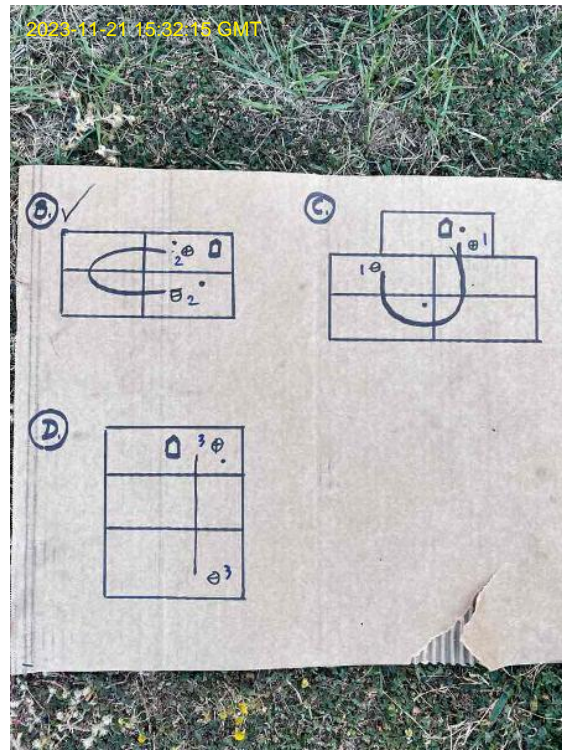
Josh C

Electrical Information / Array Layout with MCI Locations Marked



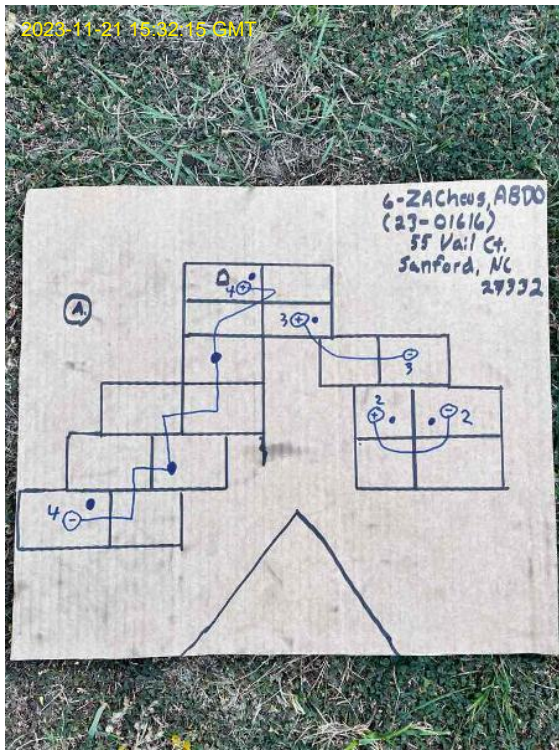
Josh C

Electrical Information / Photo of String Map



Josh C

Electrical Information / Photo of String Map



Josh C

Electrical Information / Photos of Attic Raceway



Josh C
Loc: 35.3133, -79.0428

Electrical Information / Photos of Attic Raceway



Josh C
Loc: 35.3133, -79.0428

Electrical Information / Photos of Attic Raceway



Josh C
Loc: 35.3133, -79.0428

Electrical Information / Photos of Attic Raceway



Josh C
Loc: 35.313, -79.0427

Electrical Information / Photos of Attic Raceway



Josh C
Loc: 35.3132, -79.0428

Electrical Information / Photos of Attic Raceway



Josh C
Loc: 35.3132, -79.0428

Electrical Information / Photos of Attic Raceway



Josh C
Loc: 35.3132, -79.0427

Electrical Information / Photos of Attic Raceway



Josh C
Loc: 35.3132, -79.0428

Electrical Information / Photos of Attic Raceway



Josh C
Loc: 35.3133, -79.0428

Electrical Information / Photos of Attic Raceway



Josh C
Loc: 35.3133, -79.0428

Electrical Information / Photos of Attic Raceway



Josh C
Loc: 35.3133, -79.0428

Electrical Information / Photos of Attic Raceway



Josh C
Loc: 35.3132, -79.0428

Electrical Information / Photos of Attic Raceway



Josh C
Loc: 35.3132, -79.0428

Electrical Information / Photos of Attic Raceway



Josh C

Electrical Information / Photos of Attic Raceway



Josh C

Electrical Information / Photos of Attic Raceway



Josh C

Electrical Information / Photos of Attic Raceway



Josh C

Electrical Information / Photos of Attic Raceway




Josh C

Electrical Information / Photos of Attic Raceway



Josh C

Electrical Information / Photos of Attic Raceway



Josh C

Electrical Information / Photos of Attic Raceway



Josh C

Electrical Information / Photos of Attic Raceway



Josh C

Electrical Information / Photos of Attic Raceway



Josh C

Electrical Information / Photos of Attic Raceway



Josh C

Electrical Information / Photos of Attic Raceway



Josh C

Electrical Information / Photos of Attic Raceway



Josh C

Electrical Information / Photos of Attic Raceway




Josh C

Electrical Information / Attic Junction Box



Josh C
Loc: 35.3132, -79.0427

Electrical Information / Attic Junction Box



Josh C
Loc: 35.3133, -79.0428

Electrical Information / Attic Junction Box



Josh C
Loc: 35.3131, -79.0428

Electrical Information / Attic Junction Box



Josh C
Loc: 35.3132, -79.0428

Electrical Information / Attic Junction Box



Josh C
Loc: 35.3131, -79.0428

Electrical Information / Attic Junction Box



Josh C
Loc: 35.3133, -79.0429

Electrical Information / Attic Junction Box

2023-11-21 15:35:12 GMT



Josh C
Loc: 35.3133, -79.0428

Electrical Information / Attic Junction Box

2023-11-21 15:35:12 GMT



Josh C
Loc: 35.3133, -79.0428

Electrical Information / Attic Junction Box

2023-11-21 15:35:12 GMT



Josh C
Loc: 35.3133, -79.0428

Electrical Information / Attic Junction Box

2023-11-21 15:35:12 GMT



Josh C
Loc: 35.3133, -79.0428

Electrical Information / Attic Junction Box

2023-11-21 15:35:12 GMT



Josh C
Loc: 35.3132, -79.0433

Electrical Information / Photos of Exterior Raceway

2023-11-21 15:34:30 GMT



Josh C

Electrical Information / Photos of Exterior Raceway

2023-11-21 15:34:30 GMT



Josh C
Loc: 35.3132, -79.0433

Electrical Information / Photos of Exterior Raceway

2023-11-21 20:16:05 GMT



Josh C

Electrical Information / Photos of Exterior Raceway



2023-11-21 20:16:05 GMT

Josh C

Electrical Information / Photos of Exterior Raceway



2023-11-22 13:14:17 GMT

Josh C

Electrical Information / Additional Pictures



2023-11-21 20:15:50 GMT

Josh C


Electrical Information / Additional Pictures



2023-11-21 20:15:50 GMT


Josh C

Electrical Information / Additional Pictures



Josh C

Electrical Information / Additional Pictures



Josh C

Electrical Information / Additional Pictures




Josh C

Electrical Information / Additional Pictures



Josh C



Josh C



Josh C