

111195
111195
3195 Old US 421
Dividend

Customer Information

Project ID	111195 Automated Populated Value
Homeowner Name	111195 Automated Populated Value
Street Address	3195 Old US 421 Automated Populated Value
City	Lillington Automated Populated Value
State	NC Automated Populated Value
Zip Code	27546 Automated Populated Value

Lender	Dividend Automated Populated Value
Utility Provider	Duke Energy Automated Populated Value
Region	Raleigh Automated Populated Value
Processed	No
Customer's WiFi Network Name	
Customer's WiFi Network Password	

Fleet

Vehicle Number:	253
Is there anything that needs to be addressed by the fleet team?	No
Please select all that apply.	

Installer Phone Number:	
If you have any additional information or if you are selecting 'Other', please provide a brief comment for the Fleet team.	

Safety

Hazard Identification	None
------------------------------	------

ESS

Is this an ESS, Energy Storage System, project? No

Reason for Incomplete ESS Install

Was the ESS installed during today's visit?

ESS Manufacturer

Interior of Enclosures

Breakers & Terminations

Type of Interconnection Breaker

EMT

Grounding & Bonding

Is there a natural gas supply? No

Is there PEX pipe on site? No

Is a water bond needed? No

Exterior of Enclosures

Were any placards required today? No

Additional Equipment

Was there an existing ATS on site? No

Was there an EV charger installed today? No

Was a portable generator plug installed today? No

Commissioning

Is the full solar installation complete? Yes

Was the site fully commissioned? If no, provide reasoning. Yes

Is there a ESS (Energy Storage Solution) on site? No

Design

Was there a call to Hotline made during today's installation? If so, please provide a note regarding the reason for the call. No

Have there been any design changes made in the field? (Must have Hotline Approval: 512-200-2085) No - Built as Designed

Customer Walkthrough

Is the homeowner or customer representative present, and available for a walkthrough? No

HO not present, or declined walkthrough. Call and/or Text the Customer: "We have completed the installation process & are now leaving the residence. Our Customer Care team will be in touch with you shortly to discuss the next steps."

If declined, request the HO signature.

"Hey there! We're super excited to let you know that your new equipment is fully installed"

"Would you like to accompany me on a walk around your home while I clean up and review the installation? If you notice anything that needs attention, please inform me so I can promptly address it or make a note for further review."

"As we closeout this walkthrough, is there anything you would like our customer experience team to handle that is beyond my expertise?" None

Homeowner Confirmation: "We recognize the significance of keeping you well-informed throughout this process. Our dedicated Customer Care team will ensure that you receive regular updates concerning the city and utility inspection schedules. These inspections typically require approximately 30-45 days to finalize, as they are coordinated with the utility provider's availability. Once the utility inspection phase successfully concludes and your utility grants permission to operate, we will proceed with registering your warranty and granting you access to your monitoring services. This represents a significant step forward, providing you with comprehensive visibility and control over your project's advancement. As we approach the final stages, we will conclude the project by inviting you to a virtual launch meeting. During this meeting, we will cover the entire process, including how to energize your system, make effective use of the monitoring services, and supply you with essential tax information. This session is designed to ensure your complete comfort and confidence with every aspect of your new setup. Kindly confirm that all matters have been addressed."

Homeowner Signature

Customer Review: Link to review: https://www.google.com/search?sca_esv=561932315&q=Freedom

"Before we leave, could you do me a favor and leave a Google Review? Additionally, I wanted to let you know that you'll be receiving a survey within the next few days. This survey will allow you to provide feedback on various topics, including sales, installation, and communication. Your honest feedback would be greatly appreciated!"

Additional Work

Was there any damage incurred during this installation?

No

Select all applicable options and provide any relevant notes and photos of the damage(s) identified.

Is there any other additional work that needs to be addressed?

No

Check all relevant options and provide any necessary notes and photos of the required additional work.

FSP Employee Confirmation

Employee Confirmation


To the best of my knowledge, I confirm that the provided information is accurate and truthful. All requested photos and documentation have been successfully uploaded under the correct Project ID.

Employee Signature



Customer Information / Photo: Street Address

2023-12-08 08:54:30 CST



Benjamin Davis
Loc: 35.4776, -80.6867

Fleet / Photo of Dashboard/Gauges


2023-12-08 08:54:48 CST



Benjamin Davis
Loc: 35.4776, -80.6867

Fleet / Parked Truck w/ Safety Cones

2023-12-08 08:55:17 CST



Benjamin Davis
Loc: 35.4776, -80.6867

Fleet / Inside/Cab of Truck


2023-12-08 08:55:23 CST



Benjamin Davis
Loc: 35.4776, -80.6867

Fleet / Back of Truck (Doors Open)

2023-12-08 08:55:28 CST



Benjamin Davis
Loc: 35.4776, -80.6867

Safety / PPE - Face Shield near EQ wall


2023-12-08 08:55:38 CST



Benjamin Davis
Loc: 35.4776, -80.6867

Safety / PPE - Hot Gloves near EQ wall

2023-12-08 08:55:44 CST



Benjamin Davis
Loc: 35.4776, -80.6867

Interior of Enclosures / Wide Shot: EQ Wall w/o Deadfronts - Indoor & Outdoor

2023-12-08 08:56:12 CST




Benjamin Davis

Interior of Enclosures / Wide Shot: EQ Wall w/o Deadfronts - Indoor & Outdoor



Benjamin Davis

Interior of Enclosures / Wide Shot: EQ Wall w/o Deadfronts - Indoor & Outdoor




Benjamin Davis

Interior of Enclosures / Interior of Main Service Panel w/o Deadfront



Benjamin Davis

Interior of Enclosures / Interior of AC Disconnect (Wiring and fuse sizes visible, if applicable)



Benjamin Davis

Interior of Enclosures / Interior of Agg Panel w/o Deadfront (Wiring & breaker sizes, if applicable)



Benjamin Davis

Interior of Enclosures / Production CT



Benjamin Davis

Interior of Enclosures / Consumption CTs



Benjamin Davis

Interior of Enclosures / Consumption CTs




Benjamin Davis

Interior of Enclosures / Consumption CTs



Benjamin Davis

Interior of Enclosures / Consumption CTs



Benjamin Davis

Interior of Enclosures / Close Up of Monitoring Equipment (Wiring & serial number)



Benjamin Davis

Interior of Enclosures / Close Up of Monitoring Equipment (Wiring & serial number)



Benjamin Davis

Breakers & Terminations / Close Up of Breaker



Benjamin Davis

Breakers & Terminations / Close Up of Breaker



Benjamin Davis

EMT / EMT - Pipedown Location (Roof-to-Wall Transition)



Benjamin Davis

EMT / EMT - Pipedown Location (Roof-to-Wall Transition)



Benjamin Davis

EMT / EMT - Couplers,Connectors,Straps, Nipples,Bend, etc.




Benjamin Davis

EMT / Close Up of Tightened Couplers, Connectors, & Nipples.




Benjamin Davis

Grounding & Bonding / Ground Rod/GEC



Benjamin Davis

Grounding & Bonding / Ground Rod/GEC



Benjamin Davis

Grounding & Bonding / Ground Rod/GEC



Benjamin Davis

Grounding & Bonding / Ground Rod/GEC



Benjamin Davis

Grounding & Bonding / Ground Rod/GEC



Benjamin Davis

Exterior of Enclosures / Main Service Panel w/ Deadfront



Benjamin Davis

Exterior of Enclosures / Agg Panel w/ Deadfront



Benjamin Davis

Exterior of Enclosures / Wide Shot of Indoor & Outdoor Electrical Equipment



Benjamin Davis

Exterior of Enclosures / Exterior of Main Service Panel (Labeled w/ Stickers)



Benjamin Davis

Exterior of Enclosures / Exterior of AC Disconnect (Labeled w/ Stickers)



Benjamin Davis

Exterior of Enclosures / Exterior of Agg Panel (Labeled w/ Stickers)



Benjamin Davis

Exterior of Enclosures / Exterior of Monitoring Equipment



Benjamin Davis

Commissioning / All MIs Discovered (Screenshot)

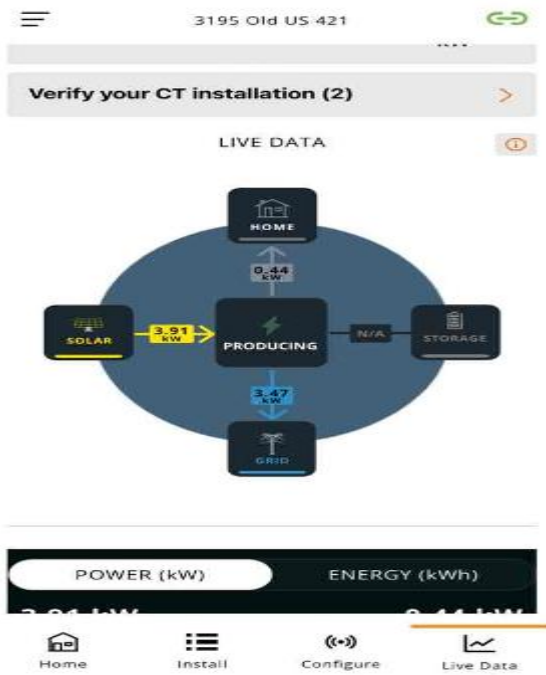
2023-12-08 09:01:58 CST



Benjamin Davis

Commissioning / PV ON - Live Data (Solar, Consumption, & Grid in the commissioning app with the solar ON)

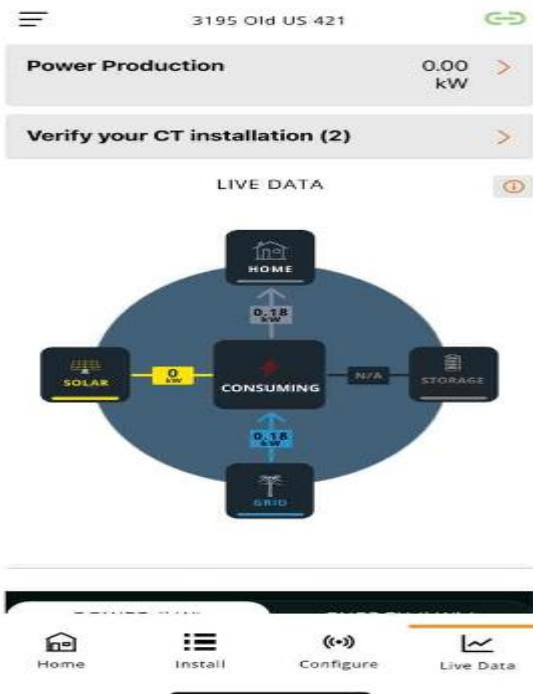
2023-12-08 09:02:24 CST



Benjamin Davis

Commissioning / PV OFF - Live Data (Solar, Consumption, & Grid in the commissioning app with the solar OFF)

2023-12-08 09:02:40 CST



Benjamin Davis