








500984 (UL) Type DG 600V THHN/THWN-2 90C 3ry/w
















UNIRAC MFR 08/2022  
WWW.UNIRAC.COM/PATENTS


SYSTEM FIRE CLASS RATING: SEE INSTALLATION REQUIREMENTS  
TO ACHIEVE A SPECIFIED SYSTEM FIRE CLASS RATING WITH THIS  
PRODUCT.

DESIGN LOAD RATING: SEE INSTALLATION INSTRUCTIONS FOR  
LOADS AND MODULES QUALIFIED FOR USE WITH THIS  
PRODUCT.

SM







STOP

213

DC

AC



IQ8PLUS-72-M-US

885-01384 02 7636

482237106577

385



 **ENPHASE®**

**IQ8+**

Grid Support Utility Interactive Inverter  
Multimode Inverter

Off-grid Power Factor: -1 to 0 to +1  
Grid-tied Power Factor: +/- 0.85  
DC input range: 25-58 V  
Max. input short-circuit current: 15 A  
Max. input continuous current: 10.6 A  
AC output voltage: 240 V  
AC output current: 1.21 A  
AC output frequency: 60 Hz  
AC output power (max. continuous): 290 VA  
Operating temperature: -40 °C to +60 °C  
Ingress protection: NEMA Type 6  
Photovoltaic Rapid Shutdown Equipment  
NEC 690.12 and C22.1-2015 Rule 64-218  
UL1741 SA Compliant | Assembled in India

This device complies with part 15 of the FCC Rules. Operation is subject to the following two conditions: (1) This device may not cause harmful interference. (2) This device must accept any interference received, including interference that may cause undesired operation.



CAUTION: RISK OF SHOCK. WARRANTY VOID IF COVER REMOVED. NO USER SERVICEABLE PARTS INSIDE. REFER SERVICING TO QUALIFIED SERVICE PERSONNEL.

**WARNING:** ELECTRIC SHOCK HAZARD. DC CONDUCTORS OF THIS PHOTOVOLTAIC SYSTEM ARE UNGROUNDED AND MAY BE ENERGIZED. AC AND DC VOLTAGE SOURCES TERMINATE INSIDE THIS EQUIPMENT. DISCONNECT BOTH BEFORE SERVICING. PHOTOVOLTAIC ARRAY SUPPLIES A DC VOLTAGE TO THIS EQUIPMENT WHEN EXPOSED TO LIGHT. HOT SURFACES: TO REDUCE THE RISK OF BURNS - DO NOT TOUCH.

**ATTENTION:** RISQUE D'ELECTROCUTION. LES CONDUCTEURS CC DE CE SYSTEME PHOTOVOLTAIQUE NE SONT PAS RELIES A LA TERRE ET PEUVENT ETRE SOUS TENSION. DES SOURCES DE TENSION CA ET CC SONT CONNECTEES A CET APPAREIL. ISOLER LES DEUX SOURCES AVANT TOUTE INTERVENTION. LES CABLES COURANT CONTINU SONT SOUS TENSION LORSQUE LE CHAMP PHOTOVOLTAIQUE EST EXPOSE A LA LUMIERE. RISQUE DE BRULURE, NE PAS TOUCHER.





385



We aim for a greener tomorrow with completely clean energy solutions

### Q. PEAK DUO BLK-G10+ 365

PERFORMANCE AT STANDARD TEST CONDITIONS\*

	$P_{max}$	[W]
Nominal Power* (+5W/-0W)		365
Short circuit current*	$I_{sc}$	[A]
Open circuit voltage*	$V_{oc}$	[V]
Current at maximum power	$I_{mp}$	[A]
Voltage at maximum power	$V_{mp}$	[V]
Maximum system voltage	$V_{sys}$	[V]
Weight	M	[kg/lbs]

\* Measurement tolerances:  $P_{max} \pm 3\%$ ;  $I_{sc}$ ,  $V_{oc} \pm 5\%$  at STC: 1000 W/m<sup>2</sup>, 25 ± 2°C, AM 1.5 according to IEC 60904-3. Data given are rated (nominal) values.  
IEC 61215-2016; IEC 61730-2016.

**qcells**  
Assembled in USA

**DANGER!**  
Risk of electric shock!  
DO NOT connect or disconnect plug contacts while system is under load current. Refer to the installation and Operation Manual before installing, operating or servicing this unit.

**DANGER!**  
Risque de choc électrique!  
NE PAS connecter ou déconnecter les connecteurs lorsque le système est en charge. Consultez le manuel d'installation et d'utilisation avant installation, utilisation et entretien du produit.

Fire Rating: Class C / Type 2  
Fuse Rating: 20A

U.S. Patent No. 9,893,215 (solar cells)  
EMAIL: [service@q-cells.com](mailto:service@q-cells.com)  
WEB: [www.qcells.com](http://www.qcells.com)

Hanwha Q CELLS USA Inc.  
300 Nexus Drive, Dalton GA 30721, USA

202923026573604184


**WARNING: PHOTOVOLTAIC  
POWER SOURCE**




**WARNING: PHOTOVOLTAIC  
POWER SOURCE**

FCDLABELS.COM

1/2" LOCATIONS







UNIRAC



C US  
266008





















ENPHASE

ENPHASE