




PV Positive

PV Negative/Neutral

For terminal torque, see Table on page of instruction manual





Positive  
terminal  
PV Negative/Neutral  
see Table on page of instruction manual

usman rohs








PV Negative/Neutral

...ue loads, see Table on page 5 of Instruction manual

00984-B (UL) Type Dg 600V








B

**SOLADECK**  
www.rstcenterprises.com  
Photovoltaic Combiner/Enclosure Conforms to UL 1741, Certified to CSA C22.2 No. 296, Nema Type 3R

<input type="checkbox"/> 01	<input type="checkbox"/> 02	<input type="checkbox"/> 03	<input type="checkbox"/> 04	<input type="checkbox"/> 21	<input type="checkbox"/> 22	<input type="checkbox"/> 23	<input type="checkbox"/> 24
-----------------------------	-----------------------------	-----------------------------	-----------------------------	-----------------------------	-----------------------------	-----------------------------	-----------------------------


0789 Series      0766-41AD  
Max Ratings: 600 VDC/15 AMP, 240 VAC/60 AMP, Short circuit 10KA, Ambient Temp 75°C  
Refer to the instruction manual for terminal torque information.

WARNING	AVERTISSEMENT
 <p>READ INSTRUCTIONS CAREFULLY USE BY ELECTRICAL QUALIFIED PERSONNEL ONLY PROTECTIVE DEVICES ACCESSIBLE TO ALL NOT FOR USE WITH PHOTOVOLTAIC SYSTEMS FOR AN EXTERNAL OUTPUT ALLOWED VOLTAGE OF 600 VDC CIRCUIT AND CONNECTIONS TO THE MAINS OR PHOTOVOLTAIC SYSTEMS BY THE CANADIAN ELECTRICAL CODE CAUTION: BEFORE SERVICE, FUSES, DISCONNECT ALL PHOTOVOLTAIC INPUT AND OUTPUT CIRCUITS WARNING: ALWAYS TIE THE MAINS TO THE DIAGRAM TO THE CORRECT PANELS FOR WIRING FOR COMPLETE COMPLETION AND SAFETY</p>	<p>LECTUREZ ATTENTIVEMENT LES INSTRUCTIONS UTILISER SEULEMENT PAR DES PERSONNES QUALIFIEES PROTECTIF ACCESSIBLE A TOUS NE PAS UTILISER AVEC DES SYSTEMES PHOTOVOLTAIQUES A SORTIE EXTERIEURE TENSION PERMISE DE 600 VDC CIRCUIT ET RACCORDEMENTS AU RESEAU ELECTRIQUE OU PHOTOVOLTAIC PAR LE CODE CANADIEN DE LA SECURITE ELECTRIQUE ATTENTION: AVANT LE SERVICE, DEBRANCHER TOUS LES CIRCUITS PHOTOVOLTAIQUES D'ENTREE ET DE SORTIE AVERTISSEMENT: TOUJOURS TIEZ LES MAINS AU SCHEMA DE WIRING POUR LA COMPLETION ET LA SECURITE</p>


ESTO ENERGIES  
ESTO INC. US PATENT # 7,111,111

SAWY - 60C 01 983 | sunlight resistance FT4 5000N R045









AVG 20-10  
05-25  
15-11-11A

AVG 20-10  
05-25  
15-11-11A

A

M18 RED LITHIUM XC3.0

Milwaukee






CU 15/12.50  
SET 30A 300V

Type DG 600V THHN/  
-2 90C div / wet 2/C 12AWG -40C 011

21




































































19  
19

20







