

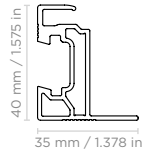
Tesla Photovoltaic Module

T395H, T400H, and T405H

—
The Tesla module is one of the most powerful residential photovoltaic modules available and exceeds industry engineering and quality standards. Featuring our proprietary Zep Groove design, the all-black module mounts close to your roof for a minimalist aesthetic. Modules are certified to IEC / UL 61730 - 1, IEC / UL 61730 - 2 and IEC 61215.



Module Specifications



Electrical Characteristics

Power Class	T395H		T400H		T405H	
	STC	NMOT	STC	NMOT	STC	NMOT
Test Method	STC	NMOT	STC	NMOT	STC	NMOT
Max Power, P_{MAX} (W)	395	296.3	400	300.1	405	303.8
Open Circuit Voltage, V_{OC} (V)	45.27	42.69	45.30	42.72	45.34	42.76
Short Circuit Current, I_{SC} (A)	11.10	8.95	11.14	8.97	11.17	9.00
Max Power Voltage, V_{MP} (V)	36.88	35.03	37.13	35.25	37.39	35.46
Max Power Current, I_{MP} (A)	10.71	8.46	10.77	8.51	10.83	8.57
Module Efficiency (%)	≥ 20.1		≥ 20.4		≥ 20.6	
STC	1000 W/m ² , 25°C, AM1.5					
NOCT	1000 W/m ² , 25 ± 2 °C, AM 1.5 according to IEC 60904-3 • 2800 W/m ² , NMOT, spectrum AM 1.5					

Mechanical Loading

Front Side Test Load	6120 Pa 128 lb/ ft ²
Rear Side Test Load	6120 Pa 128 lb/ ft ²
Front Side Design Load	4080 Pa 85 lb/ft ²
Rear Side Design Load	4080 Pa 85 lb/ft ²
Hailstone Test	25 mm Hailstone at 23 m/s

Mechanical Parameters

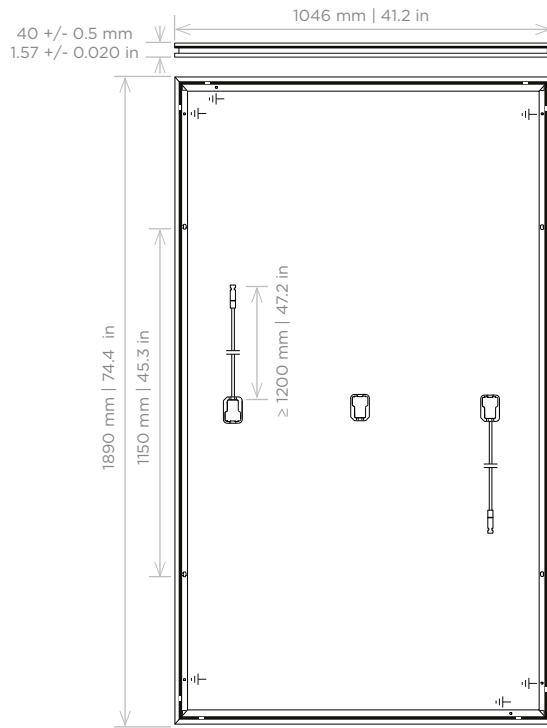
Cell Orientation	132 (6 x 22)
Junction Box	IP68, 3 diodes
Cable	4 mm ² 12 AWG, 1200 mm 47.2 in. Length
Connector	Staubli MC4 or MC4 compatible
Front Cover	0.13 in (3.2 mm) thermally pre-stressed glass
Frame	Black Anodized Aluminum Alloy
Weight	23.5 kg 51.8 lb
Dimension	1890 mm x 1046 mm x 40 mm 74.4 in x 41.2 in x 1.57 in

Operation Parameters

Operational Temperature	-40°C up to +85°C
Power Output Tolerance	-0 /+5 W
V_{OC} & I_{SC} Tolerance	+/- 3%
Max System Voltage	DC 1000 V (IEC/UL)
Max Series Fuse Rating	20 A
NOCT	45.7 +/- 2°C
Safety Class	Class II
Fire Rating	UL 61730 Type 2

Temperature Rating (STC)

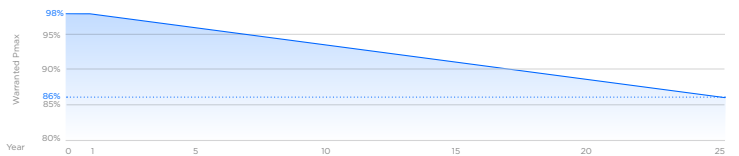
Temperature Coefficient of I_{SC}	+0.04% / °C
Temperature Coefficient of V_{OC}	-0.27% / °C
Temperature Coefficient of P_{MAX} (W)	-0.34% / °C



Linear Power Warranty

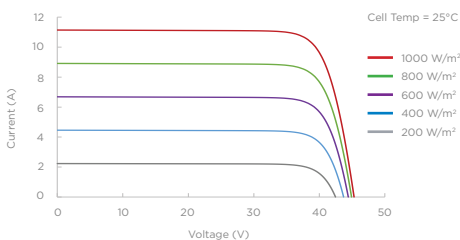
Materials and Processing	25 years
Extra Linear Power Output	25 years

At least 98% of nominal power during first year. Thereafter max. 0.5% degradation per year. At least 93.5% of nominal power up to 10 years. At least 86% of nominal power up to 25 years.

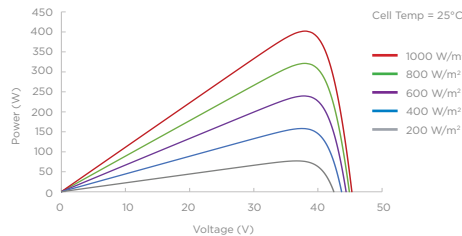


IV Curves

Current vs. Voltage



Power vs. Voltage



Current vs. Voltage

