02195DCB3-45

Do Not Remove
2195DCB3-45
Intertek
4004590

FC

CAUTION

HOT SURFACES-TO REDUCE THE RISK OF BURNS-DO NOT TOUCH.
RISK OF ELECTRIC SHOCK-WHEN THE PHOTOVOLTAIC ARRAY IS EXPOSED TO LIGHT, IT SUPPLIES A DC VOLTAGE TO EQUIPMENT. COVER PV MODULE WITH OPAQUE MATERIAL BEFORE CONNECTING OR DISCONNECTING THIS OPTIMIZER. DURING FAULT, ZERO CURRENT IS SOURCED INTO DC ARRAY BY CONVERTER.

WARNING ELECTRIC SHOCK HAZARD. THE DC CONDUCTORS OF THIS PHOTOVOLTAIC SYSTEM ARE UNGROUNDED AND MAY BE ENERGIZED.

AVERTISSEMENT

RISQUE DE CHOC ELECTRIQUE: QUAND LE CHAMP PHOTOVOTAIQUE EST EXPOSE A LA LUMIERE, UNE TENSION CC EST FOURNIE A CET EQUIPEMENT. SURFACES CHAUDES: NE PAS TOUCHER, AFIN DE REDUIRE LES RISQUES DE BRULURES LE COURANT DE RETOUR INJECTE PAR LE CONVERTISSEUR EN CAS DE DEFAILLANCE DANS LE MODULE PV EST TOUJOURS NUL.

CAUTION
TO REDUCE THE RISK OF FIRE AND ELECTRIC SHOCK, DO NOT TOUCH DAMAGED PHOTOVOLTAIC ARRAY IS EXPOSED TO LIGHT, IT SUPPLIES PV VOLTAGE TO EQUIPMENT. COVER ARRAY WHEN THE OPAQUE MATERIAL BEFORE MODULE TO DURING FAULT, ZERO CURRENT CONNECTING OR DISCONNECTING THIS OPTIMIZER. CURRENT IS SOURCED INTO DC ARRAY BY CONVERTER.

WARNING ELECTRIC SHOCK HAZARD. THE DC CONDUCTORS OF THIS PHOTOVOLTAIC SYSTEM ARE UNGROUNDED AND MAY BE ENERGIZED.

AVERTISSEMENT
RISQUE DE CHOC ELECTRIQUE: QUAND LE CHAMP PHOTOVOLTAIQUE EST EXPOSE A LA LUMIERE, UNE TENSION CC EST FOURNIE A CET EQUIPEMENT. SURFACES CHAUDES! NE PAS TOUCHER. AFIN DE REDUIRE LES RISQUES DE BRULURES LE COURANT DE RETOUR INJECTE PAR LE CONVERTISSEUR EN CAS DE DEFAILLANCE DANS LE MODULE PV EST TOUJOURS NUL.

FC

4UUW/5-6UV/15A
8-60V/11.75A
Input Voltage: 1V
ST1921-02195DCB3-45
P401-5NM4MRM
NA32
Israel

2013220415511037 21

ENGINEERED, DESIGNED AND QUALITY TESTED BY Q CELLS IN GERMANY

Q.PEAK DUO BLK ML-G10.a+ 400

PERFORMANCE AT STANDARD TEST CONDITIONS*

Nominal Power* (+5W/–0W)	P_{MPP}	[W]	400
Short circuit current*	I_{SC}	[A]	11.14
Open circuit voltage*	V_{OC}	[V]	45.30
Current at maximum power	I_{MPP}	[A]	10.77
Voltage at maximum power	V_{MPP}	[V]	37.13
Maximum system voltage	V_{SYS}	[V]	1000(IEC) 1000(UL)
Weight	M	[kg/lbs]	22.0 / 48.5

*Measurement tolerances: P_{MPP} ±3%; I_{SC}, V_{OC} ±5% at STC: 1000 W/m², 25±2°C, AM 1.5 according to IEC 60904-3. Data given are rated (nominal) values.

IEC 61215:2016; IEC 61730:2016.

TÜV Rheinland CERTIFIED
www.tuv.com
ID 1111220277

C Certified UL 61730 US

2013220415511037 21

Hanwha Q CELLS USA Inc.,
Nexus Drive, Dalton GA 30721, USA
Application holder: Hanwha Q CELLS GmbH

Q CELLS

Assembled in USA

DANGER!
Risk of electric shock!
DO NOT connect or disconnect plug contacts while system is under load current. Refer to the Installation and Operation Manual before installing, operating or servicing this unit.

DANGER!
Risque de choc électrique!
NE PAS connecter ou déconnecter les connecteurs lorsque le système est en charge. Consultez le manuel d'installation et d'utilisation avant installation, utilisation et entretien du produit.

Fire Rating: Class C / Type 2
Design load: 55 lbs/ft²
Fuse Rating: 20 A
For field connections, use minimum No.12 AWG copper wires insulated for a minimum of 90 °C

U.S. Patent No. 9,893,215 (solar cells)

EMAIL service@q-cells.com
WEB www.q-cells.com

561
ADT
800.ADT.ASAP



PV Negative/Neutral
DEWALT
20V
XR
5 AH
LITHIUM ION


PV Positive
PV Negative/Neutral
For terminal
on page 5 of Instruction manual

WARNING: PHOTOVOLTAIC
POWER SOURCE

WARNING: PHOTOVOLTAIC
POWER SOURCE

FMB21B
CETILUS


DEWALT
20V MAX
XR
LITHIUM ION
BRUSHLESS

DEWALT
20V
5
AH
XR
LITHIUM ION


DEWALT
20V MAX
XR
LITHIUM ION
5 Ah
BRUSHLESS

WARNING: PHOTOVOLTAIC
POWER SOURCE
SOLADECK

WARNING: P
POWER

WARNING: P
POWER

WARNING
POWER
WARNING
POWER

WARNING: P
POWER
WARNI
PH
POWER

WARNING: P
POWER


Interrupting Rating/AIR/A nom: I
22 000 A 120/240 V~
40°C
LISTED
C.B.
Issue No. P-2169
QOM2230VH
Both
Kit Lound + Garage
Living Room
74


AC
TYPE T90 NYLON OR
10 kA
O/OFF
60
20
15