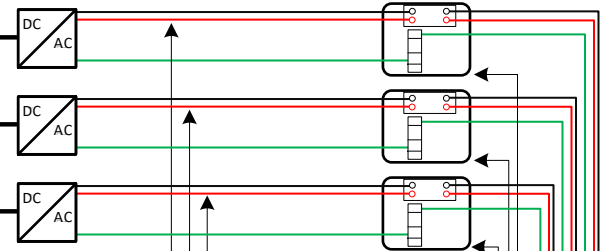


Roof Mounted (23 Modules)

- LG-355 -> LG355N1C-N5** (240v)
1-Solar Array - 1 String of 10 modules
Enphase IQ7+ -> IQ7PLUS-72-2US
Microinverters - located under each panel
- LG-355 -> LG355N1C-N5** (240v)
1-Solar Array - 1 String of 9 modules
Enphase IQ7+ -> IQ7PLUS-72-2US
Microinverters - located under each panel
- LG-355 -> LG355N1C-N5** (240v)
1-Solar Array - 1 String of 4 modules
Enphase IQ7+ -> IQ7PLUS-72-2US
Microinverters - located under each panel



Enphase Engage Cable
#12/2 THWN-2
1blk1red / 240V

Junction Box
(Soladeck - 0786-3R5)
(Roof Mounted)

- Critical Loads Panel Schedule**
- 20A - Kitchen Freezer
 - 20A - Freezer - 110v Utility
 - 20A - Microwave
 - 20A - Kitchen - GFI Plugs
 - 20A - Kitchen - GFI Plugs
 - 20A - Master Bed - Lights/Plugs/Smoke Detectors
 - 20A - Study/Dining/Front Coach Lights
 - 20A - Kitchen / Family - Lights
 - 20A - Media/Game/Hall/Foyer - Lights
 - 20A - Dining/Breakfast - Plugs

Estevan Martinez
 $23 \times 355 = 8.17 \text{ kWDC}$
 $23 \times 290 = 6.67 \text{ kWAC}$
 (1) Branch circuit of 10 modules
 (1) Branch circuit of 9 modules
 (1) Branch circuit of 4 modules
 Inverter output current: **1.21A**
 Max system output current: **27.83 A**

PV Module: (23) LG355N1C-N5
 Inverter: Enphase (23) IQ7PLUS-72-2-US(240v) (290va)

NEW - Battery: (1) Enphase En charge 10
 3.84KW, 10.5KWH Nema 3R (16A)(240v)

#12/2 Romex in attic or/
 #10 THWN-2 in Exposed Conduit (Sch 80 PVC)
 1blk 1red 1gr / 240V AC

Relay Junction Box
 PV Shedding Relays
 (6 x 6 NEMA3)
 (Exterior Mounted)

Combiner Box
 80A Rated (240v)
 (ATTABOX Model X-IQ-AM1-240-3)
 (Exterior Mounted)

AC Disconnect 60A
 Lockable and Non-Fusible (240v)
 (EATON - DG222RB)
 (Exterior Mounted)

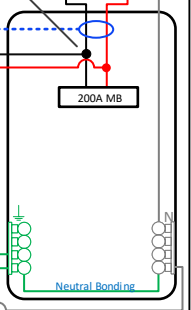
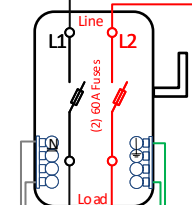
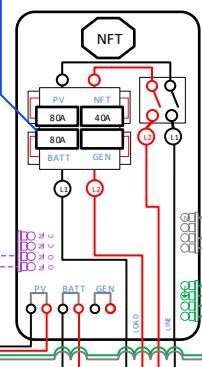
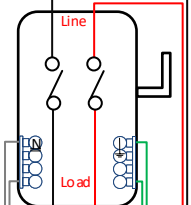
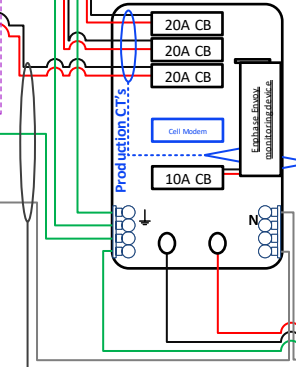
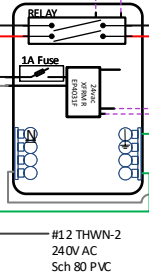
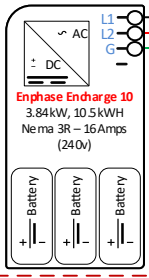
Enpower
 Enphase Smart Switch
 200A Nema 3R
 (Exterior Mounted)

AC Disconnect 60A
 Lockable and Non-Fusible (240v)
 (Exterior Mounted)

Service Side Tap
 Piercing Taps
 ILS CD : KUP-L-TAP
 Insulated Connector
 UL Listed

Utility Meter
 Bi-Directional
 Utility Meter
 1-Phase
 240v

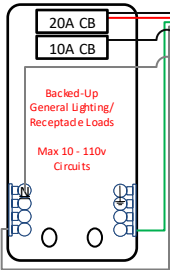
Consumption CT's



Main Service Panel - Eaton
 (In door Mounted)
 200A Rated Buss (2 240v)
 200A Main Breaker

Critical Loads Panel
 125A Rated (240v)
 (In door Mounted)

Circuits will be removed out of existing panel and extended to the Critical Loads Panel in the vicinity of the existing panel



#10 THWN-2
 240V AC
 Sch 80 PVC

#12 THWN-2
 240V AC
 Sch 80 PVC

#6 THWN-2
 240V AC
 Sch 80 PVC

#6 THWN-2
 240V AC
 Sch 80 PVC

#6 THWN-2
 240V AC
 Sch 80 PVC

#6 THWN-2
 240V AC
 Sch 80 PVC

#6 THWN-2
 240V AC
 Sch 80 PVC

MARCJONES CONSTRUCTION residential-commercial-solar SUNPRO SOLAR HOME SPECIALISTS	ADDRESS: 4838 Bayou Saint John, Conroe, TX. 77304		
	DESC.: 8.17 kW solar panel system		
	UTILITY: Entergy		
	JURISDICTION: Conroe		
	DATE: 04.21.21	REV: 3	SHEET: 1 OF 1
Layout Designer:	One-Line Designer: B. Royce		