




































GROUND MOUNT	Nuance Ground Mount Kit						
403211C ULA	FRONT CAP 2"						
403214C ULA	REAR CAP 2"						
403215C ULA	SLIDER 2" AL						
403213C ULA	RAIL BRACKET 2"						
403201C ULA	BRACE 2"						
410168M	SMHD 168"						
UNI-310710	Ballast						
UNI-008114M	SFM MLPE MOUNT						
UNI-310750	RM MODULE CLIP						
UNI-310751	RM HEX BOLTS						
UNI-310760	UNIRAC ROOF PAD						
Tesla Powerwall	Tesla Powerwall						
Tesla Gateway	Tesla Gateway						
Tesla Bundle 1 or 2	Tesla Bundle 1 or 2						
Tesla Stacking Kit	Tesla Stacking Kit						
OTHER	Zip ties					55	
OTHER							
OTHER							

Project Manager Signature _____

Date _____

Project Manager Name _____

OUT Warehouse Initials: _____

IN Warehouse

Address:

- Sign in the yard
- Yard and gutters cleaned
- Paint all exposed rails
- Sola deck completed

- Pictures of any damage to roof before install
- Pictures of everything on the roof before the panels go on. Q-mnts/S-5, rails, trunk, inverters.
- Pictures of inside of Sola deck (s)
- Pictures of Final array on Each roof
- Pictures taken and uploaded to customer's file

SHADE ANALYSIS

- Shade analysis completed
- Tilt & direction for each array
- Suneye pictures numbered (delete **any** excess pictures)
- Checked pictures, grid is straight
- Named pictures; homeowners' last name first ex: Smith, John

Job 100% Complete

Can Final Inspection be Scheduled?

Yes

No
Reason: _____

Did you make a case in salesforce?

_____ Date

Homeowner Signature

















Were you offered a **free** \$25 Gift Card?

















[Handwritten Signature] _____ Date

Lead Installer Signature
















API

OF

004085M	Flashloc				75
Stand Offs	4" Stand Offs(Used w/ E-curb)				
5" E-curb	5" E-curb				
Sunmodo	7" Sunmodo				
MCPC-B-12	CONDUIT PEN. FLASHING (COMP. ROOF)				
MTRS3.25-A-12	S-Tile (*BASEMOUNT)				
MTR-W4-A-12	W-Tile (*BASEMOUNT)				
MTR-BM-A-12	BASEMOUNT				
QMCPT-A-12	CONDUIT PEN. FLASHING (TILE ROOF)				
MTR-F3.25-A-12	Flat Tile				
M-QMHLS-A-12	Tile Low Hooks				
M-QMHSS-A-12	Tile High Hooks				
A - ZDSFA-AL BLK XL	Zilla				
PROTEABRACKET	PROTEA				
S-5-H	H-BRACKET				
S-5-N	S-5-N				
S-5-N 1.5	N-BRACKET (1.5")				
S-5-S	S-BRACKET				
S-5-U	U-BRACKET				
VERSABRACKET-47	VERSA				
S-5-SOLARFOOT	SOLARFOOT (*L Feet)				
UNI-304001C	L FEET				
OTHER MOUNT					

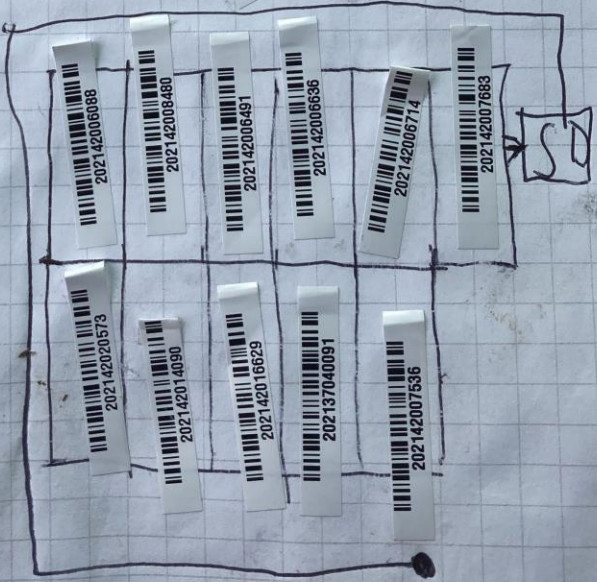

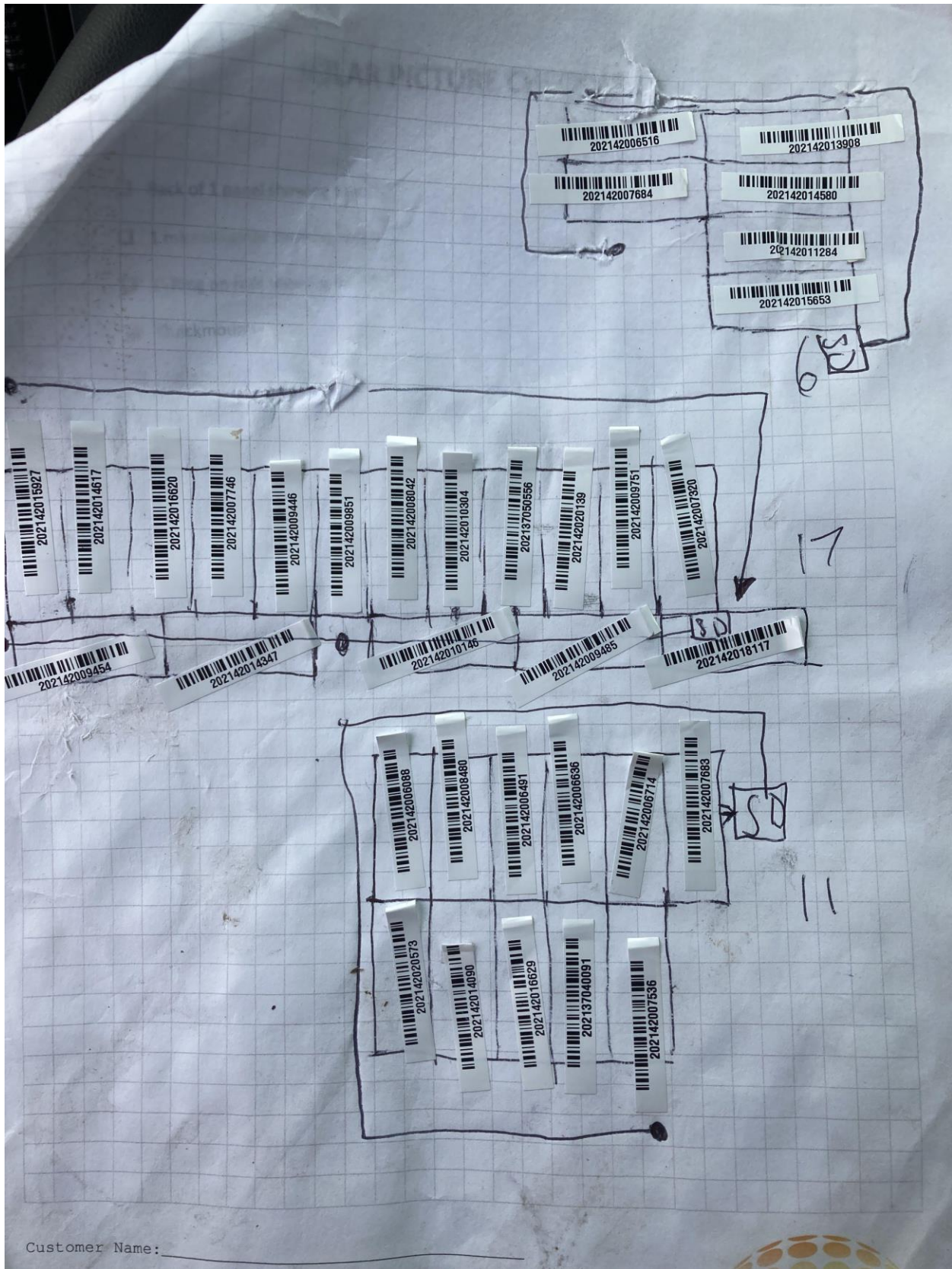
	MICROINVERTER BOLTS 1/4" X 3/4" SS				41	
	STANDARD RAIL				18	
	RAIL T BOLT 3/8 X 3/4 SS				75	
	SPLICE BARS				12	
40	TRUNK CABLE PORTRAIT				46	
0	Q-CABLE CLIPS				920	
1	WATER TIGHT COVERS- TRUNK				6	
01	ENDCAP TRUNK CABLE BRANCH TERM				4	
.7	GROUND LUGS				8	
5	SOLADECK				3	
10F	FEMALE TRUNK CONNECTOR					
10M	MALE TRUNK CONNECTOR					
240-3	AC COMBINER BOX					
PLIT	SPLIT CORE TRANS					
03	EN-CELLMODEM-01					
	TP LINK					
120-3	AC COMBINER PLUG					

	JA 300					
	LG 325					
	LG 335 **Baywa**					
	LG 345 **Baywa**					
	LG 360					
	LG 365					4/3/4
	Mission 300					
	LG 335 **LG**					
	LG 345 **LG**					
	Longi 310					
HER						
	ENDS-TRINA/JA					
	ENDS-LG					
	MIDS					
	Enphase IQ7					
US	Enphase IQ7 Plus					

SOLAR PANEL	JA 300					
SOLAR PANEL	LG 325					
SOLAR PANEL	LG 335 **Baywa**					
SOLAR PANEL	LG 345 **Baywa**					
SOLAR PANEL	LG 360					
SOLAR PANEL	LG 365					41
SOLAR PANEL	Mission 300					
SOLAR PANEL	LG 335 **LG**					
SOLAR PANEL	LG 345 **LG**					
SOLAR PANEL	Longi 310					
SOLAR PANEL OTHER						
UNI-302022D	ENDS-TRINA/JA					
UNI-302026D	ENDS-LG					
UNI-302029D	MIDS					
IQ7-60-2-US	Enphase IQ7					
IQ7PLUS-72-2-US	Enphase IQ7 Plus					

OUT Warehouse Initials: _____

IN Wareho







PLG

LG365N1C-A6



365.7	W	Pmax (Bif 100)	365	W	Pmax Bifaciality coefficient	0.04
			365	W	Voc Bifaciality coefficient	0.88
			34.50	V	Isc Bifaciality coefficient	0.05
			10.58	A	Max. Sys. Voltage (UL)	1,000
			41.60	V	Max. Sys. Voltage (IEC/CSA)	1,000
			11.27	A	Max. Series Fuse	20
			5,400	Pa	Fire Type	Type 1

See Installation Instructions for Installation Requirements to Achieve a Specified System
 Fire Class Rating with this Product.
 Standard Test Condition : 1,000W/m², AM 1.5 Spectrum, Cell temperature 25°C.
 See module installation manual for appropriate mating connectors.
 Tested to IEC 61215-2: 2016, IEC 61730-1: 2016, UL/CSA 61730

WARNING/AVERTISSEMENT

Risk of electric shock/Précaution de choc électrique
 DO NOT connect or disconnect plug contacts while a system is under load current. DO NOT approach the damaged or broken module, unless you are an expert. Otherwise, it may result in a hazardous situation or a serious injury.
 Ne connectez ou déconnectez pas le connecteur pendant qu'un système est sous la charge électrique. Ne approchez pas un module endommagé ou détérioré, si vous n'êtes pas un expert. Sinon, il peut en résulter une situation hasardeuse ou une blessure sérieuse.

Risk of fires and burns/Précaution de feu et incendie
 DO NOT contact with electrically active parts.
 Ne touchez pas des parts actives électriquement.

Refer to installation and operation manual before installing, operation or servicing this unit.
 Avant d'installer ou mettre en service cette unité, se référer au manuel d'installation et d'opération.

Maximum series overcurrent protective device, where required.
 For field connections, use 12AWG copper wires only insulated for a minimum of 90°C, rated for wet conditions and resistant to ultraviolet radiation (where exposed).





ENPHASE

IQ7+

IQ 7+ Grid Support Interactive Inverter
For Enphase patent information, refer to:
<http://enphase.com/company/patents/>

Power Factor Range: +/- 0.85
DC input range: 16-60V
Max. input short-circuit current: 15A
Max. input continuous current: 12A
AC output voltages: 208/240V
AC output currents: 1.39/1.21A
AC output frequency: 60Hz
AC output power (max continuous): 290VA
Operating temperature: -40°C to +55°C
Ingress protection: NEMA Type 6
Photovoltaic Rapid Shutdown Equipment
NEC 690.12 and 690.12-1-2015 Rule 64-27B
UL1741 SA Compliant / Assembled in Mexico



This device complies with part 15 of the FCC Rules. Operation is subject to the following two conditions: (1) This device may not cause harmful interference. (2) This device must accept any interference received, including interference that may cause undesired operation.

CAUTION: RISK OF SHOCK. WARRANTY VOIDED. NO USER SERVICEABLE PARTS IN THIS DEVICE. CONTACT A QUALIFIED SERVICE PERSON FOR REPAIR.

WARNING: ELECTRIC SHOCK HAZARD. DC CONDUCTORS OF THIS PHOTOVOLTAIC SYSTEM ARE ENERGIZED AND MAY BE ENERGIZED. ALWAYS DISCONNECT BOTH BEFORE SERVICING. PHOTOVOLTAIC SYSTEMS SUPPLY A DC VOLTAGE TO THIS EQUIPMENT WHICH IS EXPOSED TO LIGHT, HOT SURFACES AND OTHER SOURCES OF HEAT. THE RISK OF BURNS - DO NOT TOUCH.

ATTENTION: RISQUE D'ÉLECTRICITÉ. LES CONDUCTEURS CC DE CE SYSTÈME PHOTOVOLTAÏQUE SONT ENERGISÉS ET PEUVENT ÊTRE ENERGISÉS PAR DIVERSES SOURCES DE TENSION. AVANT TOUTE INTERVENTION, DÉCONNECTEZ L'APPAREIL. ISOLEZ LES CÂBLES PHOTOVOLTAÏQUES. LE RISQUE D'ÉLECTRICITÉ EST EXPOSÉ À LA LUMIÈRE ET À LA CHALEUR. NE PAS TOUCHER.







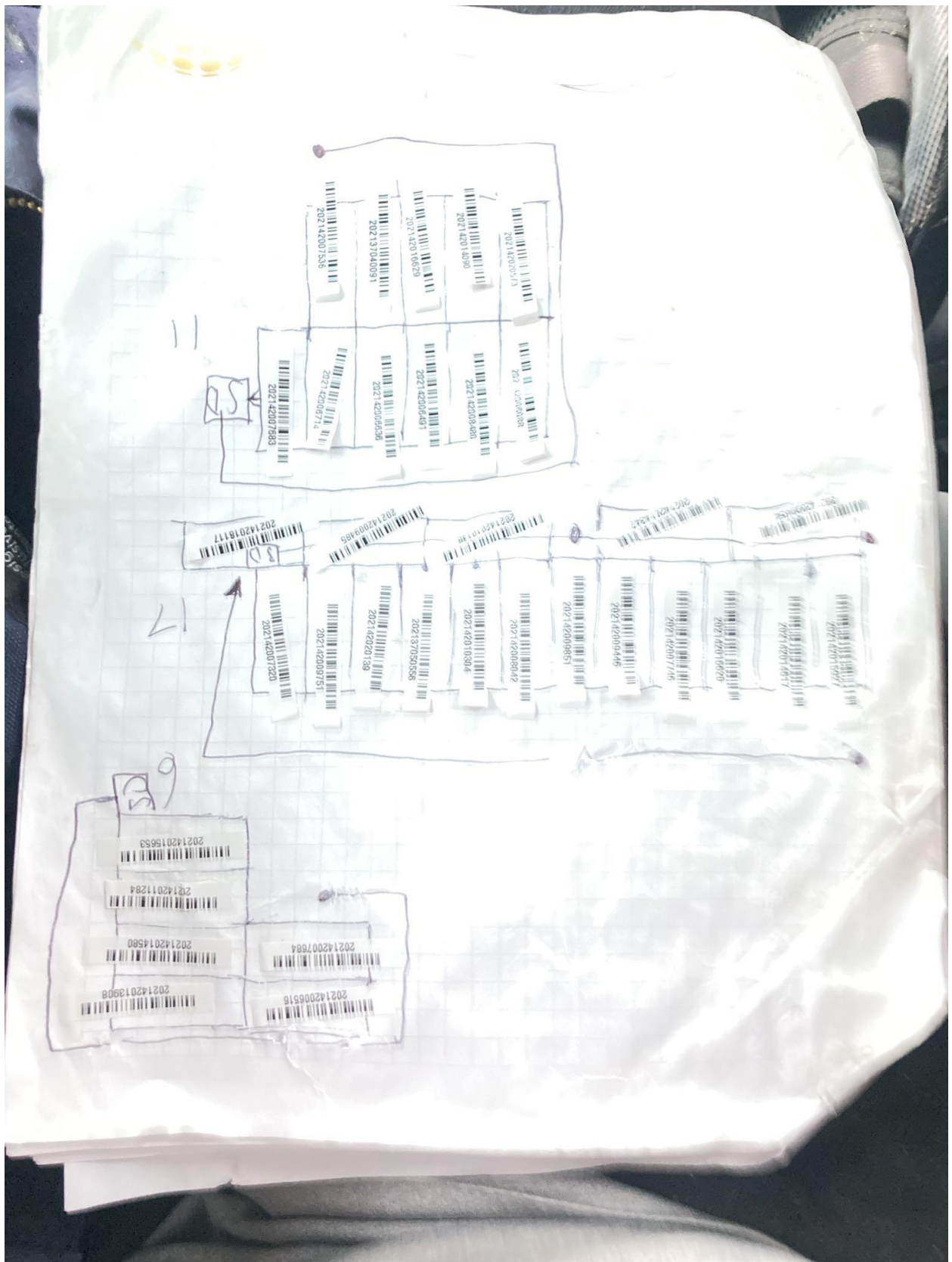










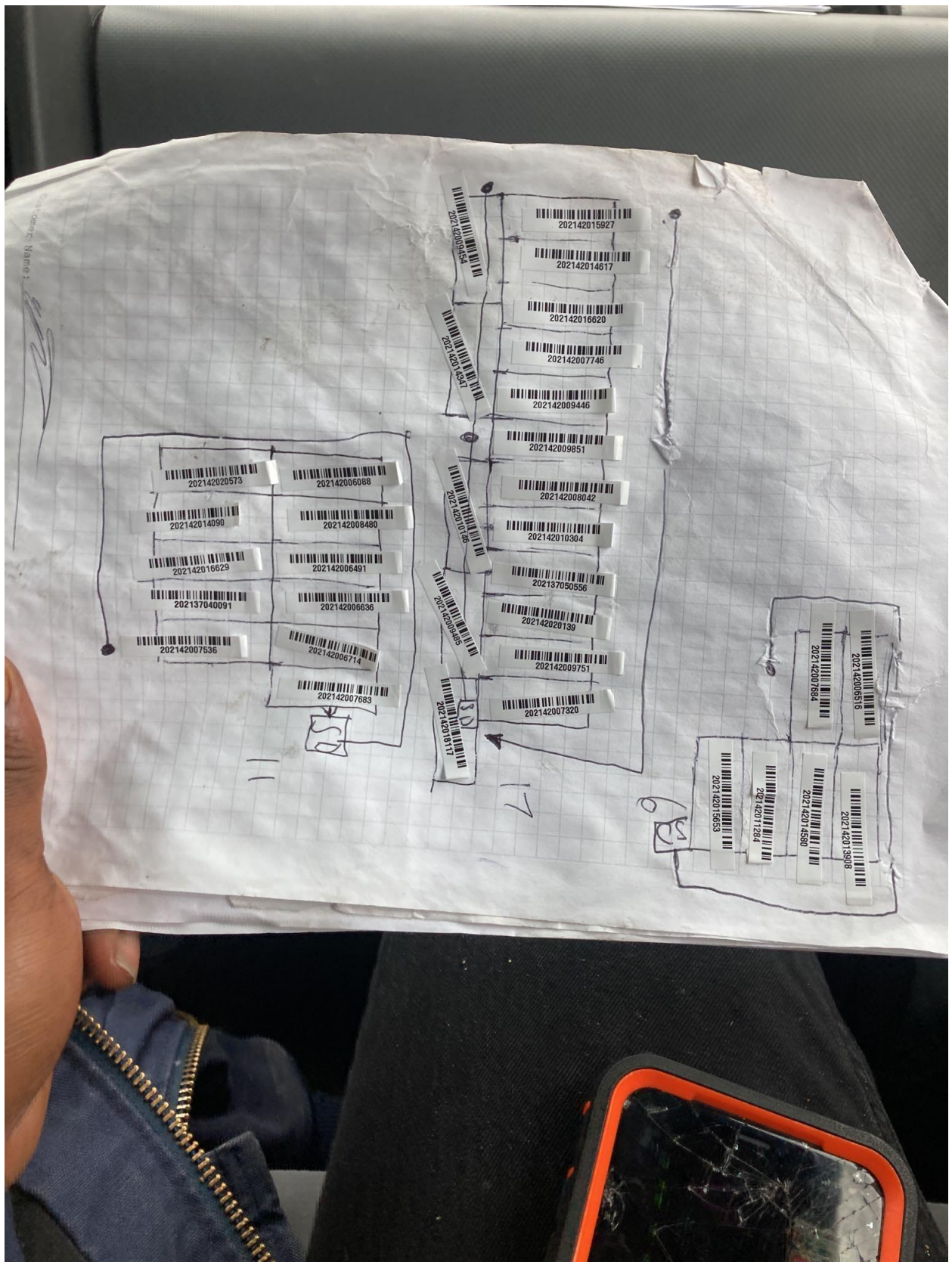


20214201313
20214201490
20214201653
202137040091
202142007536


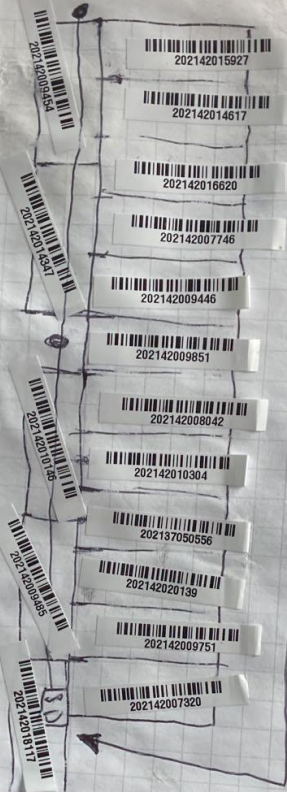

20214200888
20214200848
20214200447
20214200536
20214200974
202142007882

20214201817
20214200985
20214201018
20214201437
20214200842
202142008851
20214200946
20214201706
20214201660
20214201467
20214201597
20214201320
20214200931
20214200138
20213705058

20214201563
202142011284
202142014580
202142007884
202142006518
202142013908



Survey Name



202142014341

202142010186

202142006689

202142018117

17

62

