







P320-5NC4AR5 NM29 A1  
S/N: SJ3419A-D1232026R-2E

**CAUTION** HOT SURFACES TO REDUCE THE RISK OF BURNS DO NOT TOUCH PHOTOVOLTAIC ARRAY IS EXPOSED TO LIGHT IT SUPPLIES A DC VOLTAGE TO EQUIPMENT COVER PV MODULE WITH OPAQUE MATERIAL BEFORE CONNECTING OR DISCONNECTING THIS OPTIMIZER DURING FAULT ZERO CURRENT IS SOURCED INTO DC ARRAY BY CONVERTER.

**WARNING** ELECTRIC SHOCK HAZARD THE DC CONDUCTORS OF THIS PHOTOVOLTAIC SYSTEM ARE UNGROUNDED AND MAY BE ENERGIZED.



**AVERTISSEMENT** RISQUE DE CHOC ELECTRIQUE QUAND LE CHAMP PHOTOVOLTAIQUE EST EXPOSE A LA LUMIERE. UNE SURTENSION EST FOURNIE A CE EQUIPEMENT. REDUIRE LES RISQUES DE BRULURES LE COURANT DE RETOUR INJECTE PAR LE CONVERTISSEUR EN CAS DE DEFAILLANCE DANS LE MODULE PV TOUJOURS NUL.








screws Int'l Corp  
# 17659  
File# E493748

P320-5NC4ARS NM29 A1  
S/N: SJ3419A-012323C82-02



Do Not Remove  
12323C82 - 02



4004590




### CAUTION


HOT SURFACES-TO REDUCE THE RISK OF BURNS-DO NOT TOUCH.  
RISK OF ELECTRIC SHOCK-WHEN THE PHOTOVOLTAIC ARRAY IS EXPOSED TO LIGHT, IT SUPPLIES A DC VOLTAGE TO EQUIPMENT. COVER PV MODULE WITH OPAQUE MATERIAL BEFORE CONNECTING OR DISCONNECTING THIS OPTIMIZER.  
DURING FAULT ZERO CURRENT IS SOURCED INTO DC ARRAY BY CONVERTER.

**WARNING** ELECTRIC SHOCK HAZARD. THE DC CONDUCTORS OF THIS PHOTOVOLTAIC SYSTEM ARE UNGROUNDED AND MAY BE ENERGIZED.

### AVERTISSEMENT


RISQUE DE CHOC ELECTRIQUE: QUAND LE CHAMP PHOTOVOLTAIQUE EST EXPOSE A LA LUMIERE, UNE TENSION CC EST FOURNIE A CET EQUIPEMENT.  
SURFACES CHAUDES: NE PAS TOUCHER, AFIN DE REDUIRE LES RISQUES DE BRULURES LE COURANT DE RETOUR INJECTE PAR LE CONVERTISSEUR EN CAS DE DEFAILLANCE DANS LE MODULE PV EST TOUJOURS NUL.













**REC N-Peak Black Series**  
**REC320NP Black**  
 Serial Number: FBB-2008653586

Phone: +65 6495 9228  
 www.recgroup.com

Power Output (Pmax)	320 W
Watt Class Sorting	0/+5 W
Power Production Tolerance	+/- 3 %
Rated Voltage (Vmpp)	34.2 V
Rated Current (Impp)	9.37 A
Open Circuit Voltage (Voc) (+/- 3%)	40.3 V
Short Circuit Current (Isc) (+/- 3%)	10.22 A
Maximum System Voltage (Vsys)	1000 V
Maximum Series Fuse (DC) (UL)	25 A
Maximum Series Fuse (DC) (IEC)	25 A
Design Load (Safety Factor 1.5)	+4666 Pa*
Maximum Test Load	+7000 Pa / -2400 Pa*

(Values at STC: 1000 W/m<sup>2</sup> AM 1.5, cell temp 25°C)



UL Fire Rating Type 2+



IEC 61215  
 IEC 61730



Application Class: Safety Class II

Manufactured: 20.06.2020

See installation manual for \*) mechanical installation requirements and  
 +) installation requirements to achieve a specified system fire class

**Warning electrical hazard.** This module produces electricity when exposed to light. Follow all applicable electricity safety precautions. Only qualified personnel should install or perform maintenance work on the module. Be aware of dangerous high DC voltage when connecting or disconnecting modules. Do not damage or scratch the rear surface of the module. Do not handle or install modules when they are wet. Refer to installation and operation manuals before installing, servicing or operating this unit.

**Avertissement: Risque de choc électrique.** Ce module solaire produit de l'électricité lorsqu'il est exposé à la lumière. Respecter toutes les précautions de sécurité applicables. L'installation, la mise en service, l'entretien et la réparation du module, doivent être réalisés que par du personnel qualifié. Attention aux éléments sous haute-tension CC pendant la connexion ou déconnexion des modules. Eviter d'endommager la surface arrière du module avec des objets pointus. Ne pas manipuler ni installer les modules s'ils sont humides. Référez vous au manuel d'installation avant l'installation, l'entretien ou l'opération de cet unité.

For field connections, use min. 4 mm<sup>2</sup>(12 AWG) UL PV wires insulated for a min. of 90°C

**CAUTION: DO NOT DISCONNECT UNDER LOAD**  
**ATTENTION: NE PAS DECONNECTER SOUS TENSION**  
 Made in Singapore by REC SOLAR PTE. LTD.  
 20 TUAS SOUTH AVENUE 14, SINGAPORE 637312, SINGAPORE

