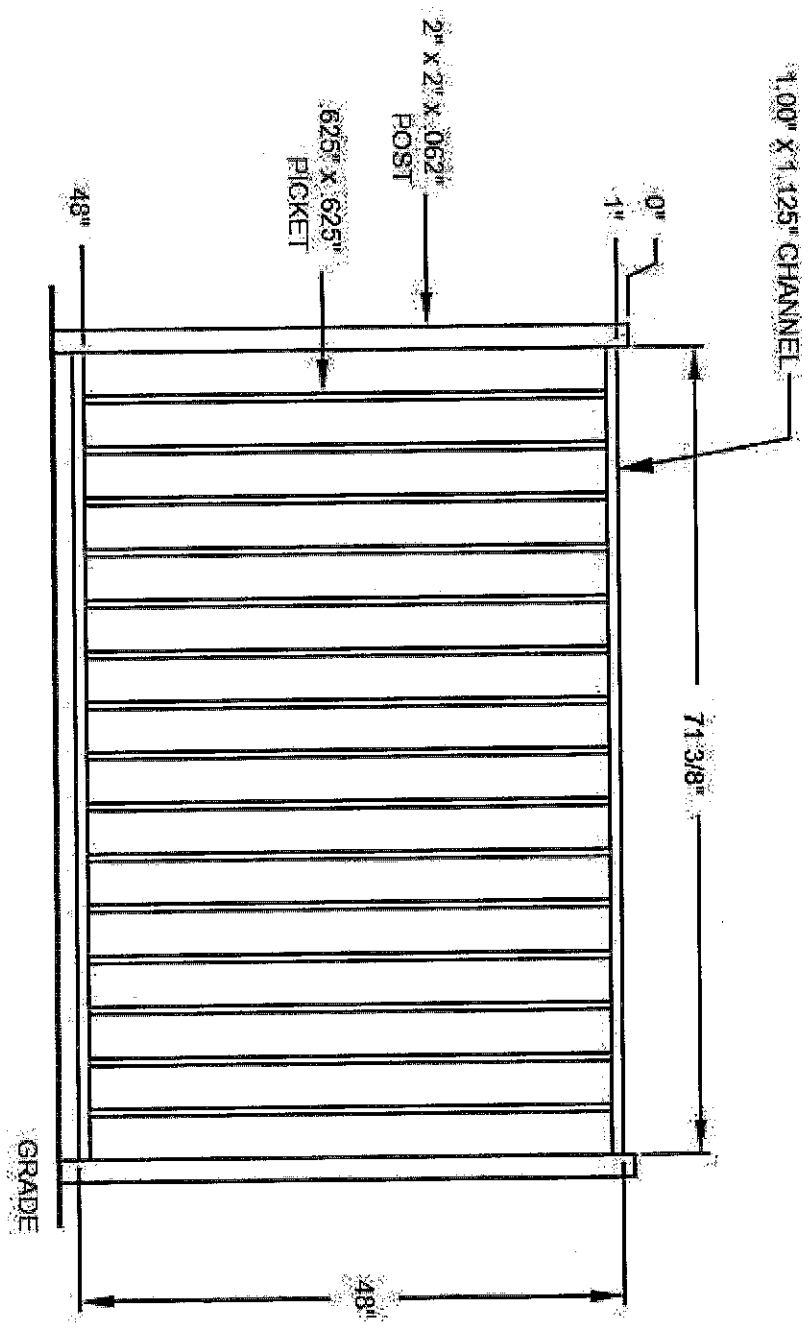


71375⁺ PANEL, SERIES A
 2'CH 48" RESIDENTIAL FLUSH BTM

ALUMINIUM FENCE SUPPLY	DATE: 02/08/2022
PO/JOB NAME:	ITEM: PANEL
QUOTE NO:	HINGE TYPE: ---
COLOR: BLACK	DAYLIGHT OPENING: ---
APPROVAL SIGNATURE (REQUIRED):	



SECTION 32 31 19

ORNAMENTAL METAL FENCES AND GATES

(RESIDENTIAL GRADE)

PART 1 - GENERAL

1.1 SUMMARY

A. Section Includes:

1. Ornamental fencing.
2. Ornamental pool fencing.
3. Ornamental gates and related hardware.
4. Concrete foundations for posts.

1.2 DELEGATED DESIGN FOR FOUNDATIONS OF FENCE POSTS

A. Delegated Engineering Responsibility: Require installer of ornamental metal fences and gates to employ a professional engineer, licensed in the state where the project is located, to provide engineering design for the post foundations based on local conditions, and to affix their professional seal to the shop drawings for the foundations.

1.3 PREINSTALLATION MEETINGS

A. Preinstallation Conference: Conduct conference at Project site.

1.4 SUBMITTALS

A. Product Data: Manufacturer's technical literature for each product specified.

1. Include preparation instructions and recommendations.
2. Include storage and handling requirements and recommendations.
3. Include manufacturer's installation instructions.

B. Shop Drawings: Elevations of fencing panels, spacing of components, hardware, and gates. Provide foundations for fence post shop drawings by professional engineer.

C. Samples for Initial Selection: For each finish product and finish specified, sets of color chips representing manufacturer's full range of available colors.

D. Samples for Verification: For each fence material and for each color specified representing each color specified.

1. Provide samples [24 inches] <Insert dimension> square of replica of fencing panel.

1.5 QUALITY ASSURANCE

A. Manufacturer Qualifications: Company specializing in manufacturing Products specified in this section with minimum five years documented experience.

B. Installer Qualifications: Experienced with type of construction involved with specified materials and per manufacturer's instructions.

C. Mockups: Build mockups to verify selections made under sample submittals, to demonstrate aesthetic effects, and to set quality standards for fabrication and installation.

1. Include [6 foot] <Insert dimension> length of fence complying with requirements.
2. Subject to compliance with requirements, approved mockups may become part of the completed Work if undisturbed at time of Substantial Completion.

1.6 DELIVERY, STORAGE, AND HANDLING

A. Transport, handle, store and protect fencing components so they are in undamaged condition when installed.

B. Store fencing components in manufacturer's unopened packaging to protect surfaces until ready for installation.

C. Store fencing components off the ground in a dry, protected, covered and secure area.

1.7 FIELD CONDITIONS

A. Install fencing components only when weather conditions are in comply with manufacturer's installation instructions.

1.8 WARRANTY

A. Manufacturer's Warranty: Provide warranty that manufacturer agrees to repair or replace products or components that fail in materials or workmanship within the specified warranty period. Manufacturer also warrants that the powder coated finish will not chip, crack, or flake.

I. Warranty Period: Limited lifetime warranty - 30 years from date of installation.

For additional warranty information:

[www.http://aluminumfencesupply.com/products/warranty](http://aluminumfencesupply.com/products/warranty)

PART 2 - PRODUCTS

- 2.1 MANUFACTURER
- A. Acceptable Manufacturer: Aluminum Fence Supply, 2401 Corporate Blvd, Brooksville, FL 34604, Toll Free: (877) 258-6448. Phone: (352) 754-8555. Fax: (354) 544-8442. Email: info@AluminumFenceSupply.net. Web: www.AluminumFenceSupply.net
- B. Substitutions: Not permitted.
- C. Substitutions: Submit request for substitution according to Division 01 requirements.
- 2.2 MATERIALS
- A. Aluminum, General: Provide alloys and tempers with not less than the strength and durability properties of alloy and temper designated in paragraphs below for each aluminum form required.
1. Extrusions: ASTM B 221.
- a. Posts and Channels: Alloy 6005-T5.
- b. Pickets: Alloy 6063-T52.
2. Plate and Sheet: ASTM B 209, Alloy 6061-T6.
3. Castings: ASTM B 26, Alloy ADC12.
- B. Fasteners: Screws of ASTM A 276, 410 stainless steel with heads painted to match fencing color.
- C. Accessories: As required by conditions, post caps, wall brackets, scrolls, finials, and other miscellaneous hardware fabricated of aluminum.
- D. Concrete: Types specified in Division 03 Section "Cast-in-Place Concrete."
- E. Concrete: ASTM C 94, Option A; minimum 3,000 psi strength at 28 days.
- 2.3 ORNAMENTAL FENCING
- A. Residential Grade Fencing:
1. Aluminum Channel Sections: 1. inch tall by 1.125 inch wide; with top thickness 0.062 inch and .078 inch side wall thickness; according to ASTM F 2957.
2. Pickets: 5/8 inch square class according to ASTM F 2957.
- B. Style:
1. Flat Top: [Series-A][Series-C][Series-F].
2. Picket Top: [Series-B][Series-H][Series-V].

ORNAMENTAL METAL FENCES AND GATES (RESIDENTIAL GRADE)
32 31 19 - 4

- C. Grade: Residential.
D. Channels: [2][3][4].
E. Picket Spacing:
1. Standard: 3.875 inches.
2. Royale:
a. Upper: 3.875 inches.
b. Lower: 1.625 inches.
3. Puppy Picket:
a. Upper: 3.875 inches.
b. Lower: 1.625 inches.
F. Panel Length Inside Posts:
1. Nominal 71.375 inches.
G. Posts:
1. 2 inches square with [0.062][0.093][0.125] inch wall thickness.
2. 2-1/2 inches square with [0.075][0.125] inch wall thickness.
3. 3 inches square with 0.125 inch wall thickness.
4. 4 inches square with [0.125][0.250] inch wall thickness.
5. 6 inches square with [0.125][0.250] inch wall thickness.
H. Fence Panel Height:
1. [36][42][48][54][60] inches. [2CH][3CH][4CH]
2. ~~48~~ inches. (3CH) OR (4CH) ONLY
I. Adornments:
1. [Finials][Rings][Butterfly scroll][Estate scroll].
J. Options:
1. [Standard Bottom][Flush Bottom][Concave Picket Top][Convex Picket Top][Radius Panel - 48 inches Minimum Radii <Insert Radii dimension>].

32 31 19 - 5
 ORNAMENTAL METAL FENCES AND GATES (RESIDENTIAL GRADE)

1. Meet or exceed 3,000 hour salt spray test according to ASTM B 117.
2. Meet or exceed a H-2H pencil hardness according to ASTM D 3363.
3. Meet or exceed a 5B rating on the ASTM D 3359 adhesion test.

characteristics:
 SuperDurable Polyester Powder Coating: High performance polyester, medium glass, applied to over 2.0 mil thickness complying with AAMA 2604 with the following performance

A.

2.5 FINISH

D. Fabricate gates using same components as for fencing. Walk through gates shall have adjustable self-closing hinges and shall be self-latching.

D.

C. Routed posts to allow the channels to slide in and be attached with specified screws. Affix post caps to top of posts.

C.

B. Fasten pickets to channels with specified screws on one side of the channel only.

B.

A. Punch channels (horizontal rails) to allow pickets to pass through the top of the rail. The number of channels vary with the style, height, and strength as determined by manufacturer.

A.

2.4 FABRICATION

- a. Self-closing hinges.
- b. Gravity latch.
- c. Lever latch - single sided or double sided.
- d. Drop-rod for one leaf of double gates.
- e. Locking drop-rod for one leaf of double gates.
- f. Single hole lock box.
- g. Double hole lock box.
- h. Pool code compliant latch.

6. Hardware:

4. Adornments: [Finals][Rings][Butterfly scroll][Estate scroll][Sloped Gate].
 5. Options: [01 Series arch][02 Series arch][03 Series arch][04 Series arch][Concave Picket Top][Convex Picket Top].

opening.

- a. Single gate at [36][42][48][60][72] <Insert dimension> inches wide.
- b. Two walk gates with standard hardware in a [72][96][120][144] inch wide opening.
- c. Two walk gates with standard hardware in a <Insert dimension> inch wide opening.

3. Opening Width:

1. Construction: All gates are welded. Welded u-frame gates for sizes above 60".
2. Height: [36][42][48][54][60][72] <Insert dimension> inches.

K. Ornamental Gates: Provide to match ornamental style specified.

B. Color: [Black][White][Florida Bronze][Green][Beige][Light Bronze][Gray].

PART 3 - EXECUTION

3.1 EXAMINATION

A. Acceptance of Surfaces and Conditions:

1. Examine substrates to receive decorative metal fences and associated work for compliance with requirements and other conditions affecting performance.
2. Proceed only when unsatisfactory conditions have been corrected in a manner complying with Contract Documents.
3. Starting work within a particular area will be construed as acceptance of surface conditions.

3.2 PREPARATION

A. Prepare the grade and remove surface irregularities, if any, which may cause interference with installation of decorative metal fences.

3.3 INSTALLATION

A. Install decorative metal fences according to manufacturer's installation instructions.
B. Excavate holes for posts to diameter and spacing indicated without disturbing underlying materials.

C. Center and align posts in excavated holes to required depth. Place concrete around posts and vibrate or tamp for consolidation. Recheck vertical and top alignment of posts, verify they are plumb and level. Make necessary corrections if needed before concrete hardens.

D. For surface mounted on hard surfaces, set posts and fasten to surface using corrosion resistant anchors. Avoid mounting over expansion or control joints.

E. Insert notched channels into pre-punched holes on posts and fasten with specified screws.

F. Support gates from gate posts. Avoid attaching hinged side of gate to building wall.

G. Install gates plumb, level and secure for full opening without interference. For double gates, install drop rod. Adjust hardware for smooth operation.

3.4 ERECTION TOLERANCES

A. Maximum Variation from Plumb: 1/4 inch.

B. Maximum Offset from Indicated Position: 1 inch.

ORNAMENTAL METAL FENCES AND GATES (RESIDENTIAL GRADE)

END OF SECTION

- | | |
|-----|--|
| A. | Touch-up paint scratched surfaces using paint pens supplied by manufacturer that match fence color. Spray-paint touch-up and/or overspray is not covered under warranty. |
| 3.6 | ADJUSTING |
| B. | Remove mortar from decorative metal fences using a 10 percent solution of muriatic acid followed immediately by several rinses of clean water. |
| A. | Clean decorative metal fences with mild detergent and rinse with clean water. |
| 3.5 | CLEANING |
| C. | Minimum Distance from Property Line: 6 inches. |

Transferable Lifetime Warranty

ALUMINUM
FENCE SUPPLY
RELIABLE SAFETY AND PROTECTION

You've worked hard to make your house a home - functional, comfortable, a natural expression of your personality. With Aluminum Fence Supply that feeling doesn't stop at your door.

From the strength and beauty of their craftsmanship, to the guarantee of their future, our outdoor living products make your yard an integral part of your home.

Who is covered:

- The limited lifetime warranty covers single-family residential properties only. This limited warranty extends to the original purchaser and one (1) individual transferee as specified herein.
- A thirty (30) year limited warranty covers any other type of building or property including those owned by corporations, governmental agencies, partnerships, trusts, religious organizations, schools, condominiums, homeowner associations, cooperative housing arrangements and apartment buildings. The warranty period will be thirty (30) years following the original date of Product purchase.

Aluminum - What is covered: Barrette Outdoor Living warrants that its aluminum fencing products ("Product") will be free from defects in material and workmanship for the warranty period. This limited warranty is valid beginning on the date of Product purchase. Barrette Outdoor Living warrants the Product against peeling, flaking, rotting, chipping, cracking, blistering, splintering, corrosion and rusting; or abnormal discoloration/fading* under normal atmosphere and weather conditions.

*After prolonged exposure to outdoor environments, all products will experience some gradual fading over time and is considered normal (up to a standard variation determined by Delta E color measurement, not to exceed Delta 5). Degrees of fading vary depending on geographical location, air pollution, exposure and other factors.

What this warranty does not cover: This limited warranty does not cover damage resulting from: misuse, abuse, improper storage or handling; improper installation, other aluminum products and accessories that are not manufactured by Barrette Outdoor Living, or manufactured for specific use in aluminum fence applications; damage caused by events beyond human control including but not limited to damage caused by animals or natural events; impact of foreign objects, fire, earthquake, flood, lightning, hail, hurricane, tornado or other casualty or act of God; movements, distortion, collapse or settling of ground or structure on which the fence is installed. This limited warranty does not cover costs of removal or disposal of product, or reinstallation of replacement product.

What Barrette Outdoor Living does to remedy the problem: Should your Barrette Outdoor Living product prove defective under warranty, visit the website or call the phone number listed below. Barrette Outdoor Living requires written notice or phone call within thirty (30) days of discovering the defect and you must show original proof of purchase receipt. You will be required to provide to Barrette Outdoor Living pictures and/or samples of the defective Product. If it is determined by Barrette Outdoor Living, in its sole discretion, the Product has a manufacturer defect in material or workmanship, Barrette Outdoor Living will replace with new or equivalent products; labor is not included in warranty. If the Product is discontinued, Barrette Outdoor Living will repair or replace the Product with a product in comparable quality or price range.

Barrette Outdoor Living reserves the right to discontinue or modify any of its products, including the color of its products without notice to the purchaser. Barrette Outdoor Living does not warrant that any replacement material will match or be identical to the original Product as replacement products may vary in color or gloss in comparison to the original Product as a result of normal weathering.

Transferee Coverage: Limited lifetime warranty coverage will be extended to one (1) transferee with the following limitations: the one (1) transfer shall only be from residential homeowner (original Product purchaser) to a second homeowner. After a transfer, the warranty is valid thirty (30) years from the date of the original purchase.

The thirty (30) year limited warranty for commercial installations cannot be transferred.

Registration: To activate this warranty, fill out the product registration form on the website listed below, or mail a completed registration card to Barrette Outdoor Living. Registration of Product must be within thirty (30) days from date of Product purchase for warranty to be valid.

Except as expressly set forth in this warranty, Barrette Outdoor Living HEREBY EXPRESSLY DISCLAIMS ANY REPRESENTATION, WARRANTY, PROMISE, GUARANTEE OR OTHER ASSURANCE OF ANY KIND, EXPRESS OR IMPLIED, ORAL OR WRITTEN, STATUTORY OR OTHERWISE, RELATING TO THE PRODUCT. STATE LAW WILL DETERMINE THE PERIOD OF TIME FOLLOWING THE SALE THAT YOU MAY SEEK A REMEDY UNDER THE IMPLIED WARRANTY OF MERCHANTABILITY OR FITNESS FOR A PARTICULAR PURPOSE.

NO DISTRIBUTOR, DEALER OR OTHER PERSON IS AUTHORIZED BY BARRETTE OUTDOOR LIVING TO CHANGE THIS WARRANTY OR TO MAKE ANY ADDITIONAL REPRESENTATION, WARRANTY, PROMISE, GUARANTEE OR OTHER ASSURANCE ON BEHALF OF BARRETTE OUTDOOR LIVING RELATING TO THE PRODUCT. THIS WARRANTY GIVES YOU SPECIFIC LEGAL RIGHTS, AND YOU MAY ALSO HAVE OTHER RIGHTS WHICH VARY STATE TO STATE.

LIMITATION OF LIABILITY: THE REMEDIES DESCRIBED ABOVE ARE YOUR SOLE AND EXCLUSIVE REMEDIES AND BARRETTE OUTDOOR LIVING'S ENTIRE LIABILITY FOR ANY BREACH OF THIS LIMITED WARRANTY. BARRETTE OUTDOOR LIVING'S LIABILITY SHALL UNDER NO CIRCUMSTANCES EXCEED THE ACTUAL AMOUNT PAID BY YOU FOR THE DEFECTIVE PRODUCT, NOR SHALL BARRETTE OUTDOOR LIVING BE LIABLE FOR ANY CONSEQUENTIAL, INCIDENTAL, SPECIAL OR PUNITIVE DAMAGES OR LOSSES, WHETHER DIRECT OR INDIRECT. SOME STATES DO NOT ALLOW THE EXCLUSION OR LIMITATION OF INCIDENTAL OR CONSEQUENTIAL DAMAGES, SO THE ABOVE LIMITATION OR EXCLUSION MAY NOT APPLY TO YOU. THIS WARRANTY IS VALID ONLY IN THE UNITED STATES AND CANADA.

This warranty is effective for products purchased after January 1, 2019.
This warranty can also be found online at www.aluminumfencesupply.com/warranty
To register your product, visit www.aluminumfencesupply.com
In case of a warranty claim call 1.877.258.6448

Thank You for your purchase of your Aluminum Fence Supply product.
Please take a moment to register your product to ensure your receipt of all the Aluminum Fence Supply warranty benefits.
Return this form to:
Aluminum Fence Supply Warranty
Department
545 Tilton Road
Egg Harbor City, New Jersey 08215

Aluminum Fence Supply
Transferable Limited
Lifetime Warranty
Registration Card

Required Information: Please Print

Name: _____
Address: _____
Email: _____
City: _____ State: _____ Zip: _____
Phone: _____
Date Purchased: _____
Date Installed: _____
Aluminum Fence Supply Professionally Installed
Self-Installed
Other Professional Installer
Aluminum Fence Supply Material Purchased: _____
Aluminum Fence Supply Authorized Dealer: _____

The Original Magnetic Child Safety Gate Latch

MAGNALATCH



SERIES 3

Application
Residential Commercial

Ideal Gate Material
Metal, Wood, Vinyl, Chainlink


Dimensions
Page 48

World's #1 Child Safety Latch for over 25 years

Magnalatch
'Series 3'
Vertical Pull



Magnalatch
'Series 3'
Top Pull



LIMITED
WARRANTY

Built-in post cap spacing
No more need for separate post cap spacers




T-track innovation
Offers superior fixing strength and unsurpassed reliability




Product traceability
Superior quality manufacturing and responsible product tracking



Rekeyable Security Lock
The 6-pin lock can be rekeyed to match other locks around the home



Visible Lock Indicator
Shows you, at-a-glance, whether Magnalatch is locked or unlocked



Safer, ergonomic lift knob
New design more conveniently shaped and child resistant than ever



DIMENSIONS

GLASS RANGE

DROP BOLTS

GATE EXTRAS

KWIKFIT

SURECLOSE

TRUCLOSE

LOKLATCH

T-LATCH

MAGNALATCH



SELECTION GUIDE

CODE	COLOR	MODEL FEATURE	IDEAL GAP	GAP VARIANCE
ML3TP	Black	Top Pull 6-Pin Lock - Keyed Alike	3/4"	3/4" - 1 3/8"
ML3VP	Black	Vertical Pull 6-Pin Lock - Keyed Alike	1 1/2"	1 1/4" - 2 1/4"
ML3RPK	Black	ML3 Round Post Adaptor Kit	38mm	(32-57mm)

- Improved, stylish "Series 3" design
- Industry leading magnetic latching technology
- Visual indicator provides Locked/Unlocked status
- 6-pin lock for higher security (rekeyable)
- Superior performance in extreme climates
- Vertical and horizontal adjustment
- Indicator marks tell you if adjustment is needed

PRODUCT FEATURES

- Industry leading Magnetic Technology
- Permanent magnet sealed from the elements
- Most intraday allowance in the industry
- Improved drainage in latch & striker. Sloping features channel water out.
- Vertical & horizontal alignment indicators identify when adjustment is required



ML3RPK Round Post Adaptor Kit See p.49

