

# PHYSICALLY HANDICAPPED NOTES

## COMMUNICATION ELEMENTS & FEATURES

### General:

THE PROVISIONS OF THIS DIVISION SHALL APPLY WHERE REQUIRED BY ACCESSIBLE ROUTE<sup>1</sup> or WHERE BY A REFERENCED BY A REQUIREMENT IN THIS SECTION.

### 1. Fire Alarm Systems:

FIRE ALARM SYSTEMS SHALL HAVE PERMANENTLY INSTALLED AUDIBLE AND VISIBLE ALARMS COMPLYING WITH NFPA 72 and CHAPTER 9, SECTION 901.9.2.1 and 901.9.2.3.

### Signs

#### General:

1. SIGNS SHALL COMPLY WITH SECTION 1B-103. WHERE BOTH VISUAL AND TACTILE CHARACTERS ARE REQUIRED, EITHER ONE SIGN WITH BOTH VISUAL AND TACTILE CHARACTERS, OR TWO SEPARATE SIGNS, ONE WITH VISUAL, AND ONE WITH TACTILE CHARACTERS, SHALL BE PROVIDED.

#### Plan Review & Inspection:

SIGNS AS SPECIFIED IN SECTION 1B-103, OR IN OTHER SECTIONS OF THESE NOTES, WHEN INCLUDED IN THE CONSTRUCTION OF NEW BUILDINGS OR FACILITIES, OR WHEN INCLUDED, ALTERED OR REPLACED DUE TO ADDITIONS, ALTERATIONS OR RENOVATIONS TO EXISTING BUILDINGS OR FACILITIES, AND WHEN A PERMIT IS REQUIRED, SHALL COMPLY WITH SECTION 1B-103.11 and 1B-103.12.

#### Plan Review:

PLANS, SPECIFICATIONS OR OTHER INFORMATION INDICATING COMPLIANCE WITH THESE REGULATIONS SHALL BE SUBMITTED TO THE ENFORCING AGENCY FOR REVIEW AND APPROVAL.

#### Inspection:

SIGNS AND IDENTIFICATION DEVICES SHALL BE FIELD INSPECTED AFTER INSTALLATION AND APPROVED BY THE ENFORCING AGENCY PRIOR TO THE ISSUANCE OF A FINAL CERTIFICATE OF OCCUPANCY PER CHAPTER 1, DIVISION II, SECTION III, OR FINAL APPROVAL WHERE NO CERTIFICATE OF OCCUPANCY IS ISSUED. THE INSPECTION SHALL INCLUDE, BUT NOT BE LIMITED TO, VERIFICATION THAT BRAILLE DOTS AND CELLS ARE PROPERLY SPACED AND THE SIZE, PROPORTION AND TYPE OF RAISED CHARACTERS ARE IN COMPLIANCE WITH THESE REGULATIONS.

### 2. Raised Characters:

RAISED CHARACTERS SHALL COMPLY WITH SECTION 1B-103.2, AND SHALL BE DUPLICATED IN BRAILLE COMPLYING WITH SECTION 1B-103.3. RAISED CHARACTERS SHALL BE INSTALLED IN ACCORDANCE WITH SECTION 1B-103.4.

#### Depth:

RAISED CHARACTERS SHALL BE 1/32 INCH MINIMUM ABOVE THEIR BACKGROUND.

#### Case:

CHARACTERS SHALL BE UPPERCASE.

#### Style:

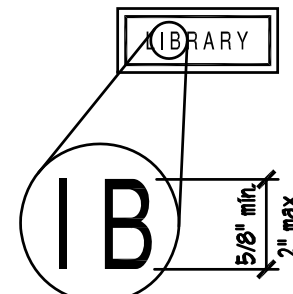
CHARACTERS SHALL BE SANS SERIF. CHARACTERS SHALL NOT BE ITALIC, OBLIQUE, SCRIPT, HIGHLY DECORATIVE, OR OF OTHER UNUSUAL FORMS.

#### Character Proportions:

CHARACTERS SHALL BE SELECTED FROM FONTS WHERE THE WIDTH OF THE UPPERCASE LETTER "O" IS 60 PERCENT MINIMUM AND 100 PERCENT MAXIMUM OF THE HEIGHT OF THE UPPERCASE "I".

#### Character Height:

CHARACTER HEIGHT MEASURED VERTICALLY FROM THE BASELINE OF THE CHARACTER SHALL BE 5/8 INCH MINIMUM AND 2 INCHES MAXIMUM BASED ON THE HEIGHT OF THE UPPERCASE LETTER "I".



Height of Raised Characters

#### Stroke Thickness:

STROKE THICKNESS OF THE UPPERCASE LETTER "I" SHALL BE 15 PERCENT MAXIMUM OF THE HEIGHT OF THE CHARACTER.

#### Character Spacing:

CHARACTER SPACING SHALL BE MEASURED BETWEEN THE TWO CLOSEST POINTS OF ADJACENT RAISED CHARACTERS WITHIN A MESSAGE, EXCLUDING WORD SPACING. WHERE CHARACTERS HAVE RECTANGULAR CROSS SECTIONS, SPACING BETWEEN INDIVIDUAL RAISED CHARACTERS SHALL BE 1/8 INCH MINIMUM AND 4 TIMES THE RAISED CHARACTER STROKE WIDTH MAXIMUM. WHERE CHARACTERS HAVE OTHER CROSS SECTIONS, SPACING BETWEEN INDIVIDUAL RAISED CHARACTERS SHALL BE 1/16 INCH MINIMUM AND 4 TIMES THE RAISED CHARACTER STROKE WIDTH MAXIMUM AT THE BASE OF THE CROSS SECTION, AND 1/8 INCH MINIMUM AND 4 TIMES THE RAISED CHARACTER STROKE WIDTH MAXIMUM AT THE TOP OF THE CROSS SECTIONS. CHARACTERS SHALL BE SEPARATED FROM THE RAISED BORDERS AND DECORATIVE ELEMENTS 3/8 INCH MINIMUM.

#### Line Spacing:

SPACING BETWEEN THE BASELINES OF SEPARATE LINES OF RAISED CHARACTERS WITHIN A MESSAGE SHALL BE 15 PERCENT MINIMUM AND 110 PERCENT MAXIMUM OF THE RAISED CHARACTER HEIGHT.

#### Format:

TEXT SHALL BE IN A HORIZONTAL FORMAT.

### 3. Braille

BRAILLE SHALL BE CONTRACTED (GRADE 2) AND SHALL COMPLY WITH SECTION 1B-103.3 AND 1B-103.4.

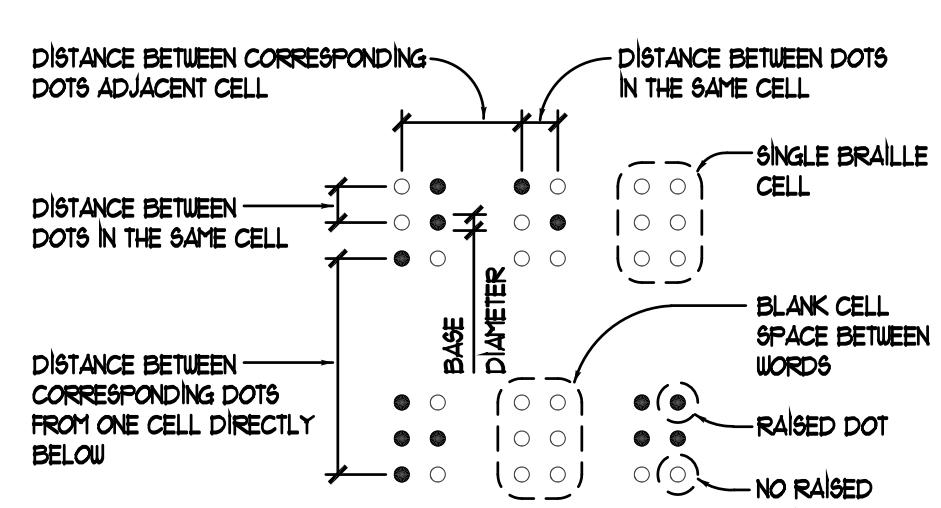
#### Dimensions & Capitalization:

BRAILLE DOTS SHALL HAVE A DOME OR ROUNDED SHAPE AND SHALL COMPLY WITH THE FOLLOWING TABLE. THE INDICATION OF AN UPPERCASE LETTER OR LETTERS SHALL ONLY BE USED BEFORE THE FIRST WORD OF SENTENCES, PROPER NOUNS AND NAMES, INDIVIDUAL LETTERS OF THE ALPHABET, INITIALS, AND ACRONYMS.

Measurement Range	Minimum/Maximum in Inches
DOT BASE DIAMETER	0.029 to 0.063
DISTANCE BETWEEN TWO DOTS IN THE SAME CELL (1)	0.100
DISTANCE BETWEEN CORRESPONDING DOTS IN ADJACENT CELLS (1)	0.300
DOT HEIGHT	0.025 to 0.031
DISTANCE BETWEEN CORRESPONDING DOTS FROM ONE CELL DIRECTLY BELOW (1)	0.395 to 0.400

(1) MEASURED CENTER TO CENTER

#### Braille Dimensions



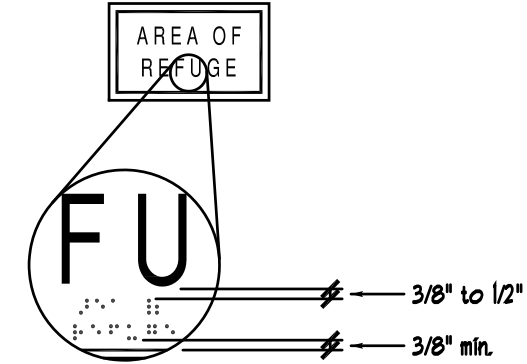
#### Braille Measurement

### 4. Position:

BRAILLE SHALL BE POSITIONED BELOW THE CORRESPONDING TEXT IN A HORIZONTAL FORMAT, FLUSH LEFT OR CENTERED. IF TEXT IS MULTI-LINED, BRAILLE SHALL BE PLACED BELOW THE ENTIRE TEXT. BRAILLE SHALL BE SEPARATED 3/8 INCH MINIMUM AND 1/2 INCH MAXIMUM FROM ANY OTHER TACTILE CHARACTERS AND 3/8 INCH MINIMUM FROM RAISED BORDERS AND DECORATIVE ELEMENTS.

#### Exception:

BRAILLE PROVIDED ON ELEVATOR CAR CONTROLS SHALL BE SEPARATED 3/16 INCH MINIMUM AND SHALL BE LOCATED EITHER DIRECTLY BELOW THE CORRESPONDING RAISED CHARACTERS OR SYMBOLS.



Position of Braille

### 5. Installation Height & Location:

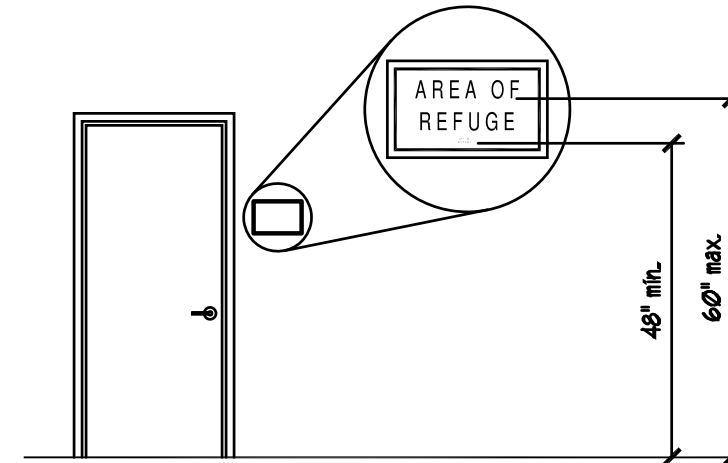
SIGNS WITH TACTILE CHARACTERS SHALL COMPLY WITH SECTION 1B-103.4.

#### Height Above Finish Floor or Ground:

TACTILE CHARACTERS ON SIGNS SHALL BE LOCATED 48 INCHES MINIMUM ABOVE THE FINISH FLOOR OR GROUND SURFACE, MEASURED FROM THE BASELINE OF THE LOWEST BRAILLE CELLS AND 60 INCHES MAXIMUM ABOVE THE FINISH FLOOR OR GROUND SURFACE, MEASURED FROM THE BASELINE OF THE HIGHEST LINE OF RAISED CHARACTERS.

#### Exception:

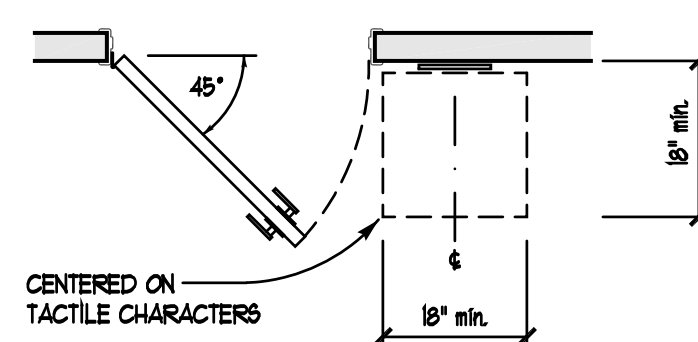
TACTILE CHARACTERS FOR ELEVATOR CAR CONTROLS SHALL NOT BE REQUIRED TO COMPLY WITH THIS SECTION.



Height of Tactile Characters Above Finish Floor or Ground

### 6. Location:

WHERE A TACTILE SIGN IS PROVIDED AT A DOOR, THE SIGN SHALL BE LOCATED ALONGSIDE THE DOOR AT THE LATCH SIDE, WHERE A TACTILE SIGN IS PROVIDED AT DOUBLE DOORS WITH ONE ACTIVE LEAF, THE SIGN SHALL BE LOCATED ON THE INACTIVE LEAF. WHERE THE TACTILE SIGN IS PROVIDED AT DOUBLE DOORS WITH TWO ACTIVE LEAFS, THE SIGN SHALL BE LOCATED TO THE RIGHT OF THE RIGHT HAND DOOR. WHERE THERE IS NO WALL SPACE AT THE LATCH SIDE OF A SINGLE DOOR OR AT THE RIGHT SIDE OF DOUBLE DOORS, SIGNS SHALL BE LOCATED ON THE NEAREST ADJACENT WALL. SIGNS CONTAINING TACTILE CHARACTERS SHALL BE LOCATED SO THAT A CLEAR FLOOR SPACE OF 18 INCHES MINIMUM BY 18 INCHES MINIMUM CENTERED ON THE TACTILE CHARACTERS, IS PROVIDED BEYOND THE ARC OF ANY DOOR SWING BETWEEN THE CLOSED POSITION AND 45 DEGREE OPEN POSITION. WHERE PERMANENT IDENTIFICATION SIGNAGE IS PROVIDED FOR ROOMS AND SPACES THEY SHALL BE LOCATED ON THE APPROACH SIDE OF THE DOOR AS ONE ENTERS THE ROOM OR SPACE. SIGNS THAT IDENTIFY EXITS SHALL BE LOCATED ON THE APPROACH SIDE OF THE DOOR AS ONE EXITS THE ROOM OR SPACE.



Location of Tactile Signs at Door

### 7. Visual Characters:

VISUAL CHARACTERS SHALL COMPLY WITH SECTION 1B-103.5.

#### Exception:

WHERE VISUAL CHARACTERS COMPLY WITH SECTION 1B-103.3 AND ARE ACCOMPANIED BY BRAILLE COMPLYING WITH SECTION 1B-103.3, THEY SHALL NOT BE REQUIRED TO COMPLY WITH SECTIONS 1B-103.5.2 THROUGH 1B-103.5.6, 1B-103.5.8 AND 1B-103.5.5.

#### Finish and Contrast:

CHARACTERS AND THEIR BACKGROUND SHALL HAVE A NON-GLARE FINISH. CHARACTERS SHALL CONTRAST WITH THEIR BACKGROUND WITH EITHER LIGHT CHARACTERS ON A DARK BACKGROUND OR DARK CHARACTERS ON A LIGHT BACKGROUND.

#### Case:

CHARACTERS SHALL BE UPPERCASE OR LOWERCASE OR A COMBINATION OF BOTH.

#### Style:

CHARACTERS SHALL BE CONVENTIONAL IN FORM. CHARACTERS SHALL NOT BE ITALIC, OBLIQUE, SCRIPT, HIGHLY DECORATIVE, OR OF OTHER UNUSUAL FORMS.

#### Character Properties:

CHARACTERS SHALL BE SELECTED FROM FONTS WHERE THE WIDTH OF THE UPPERCASE LETTER "O" IS 60 PERCENT MINIMUM AND 100 PERCENT MAXIMUM OF THE HEIGHT OF THE UPPERCASE LETTER "I".

#### Character Height:

MINIMUM CHARACTER HEIGHT SHALL COMPLY WITH THE TABLE BELOW. VIEWING DISTANCE SHALL BE MEASURED AS THE HORIZONTAL DISTANCE BETWEEN THE CHARACTER AND AN OBSTRUCTION PREVENTING FURTHER APPROACH TOWARD THE SIGN. CHARACTER HEIGHT SHALL BE BASED ON THE UPPERCASE LETTER "I".

#### Exception:

WHERE PROVIDED, FLOOR PLANS PROVIDING EMERGENCY PROCEDURES INFORMATION IN ACCORDANCE WITH TITLE 9 SHALL BE REQUIRED TO COMPLY WITH SECTION 1B-103.5.5.

#### Visual Character Height

HEIGHT TO FINISH FLOOR OR GROUND FROM BASELINE OF CHARACTER	HORIZONTAL VIEWING DISTANCE	MINIMUM CHARACTER HEIGHT
40 INCHES TO LESS THAN OR EQUAL TO 10 INCHES	LESS THAN 12 INCHES	5/8 INCH
	12 INCHES AND GREATER	5/8 INCH PLUS 1/8 INCH PER FOOT OF VIEWING DISTANCE ABOVE 12 INCHES
GREATER THAN 10 INCHES TO LESS THAN OR EQUAL TO 20 INCHES	LESS THAN 180 INCHES	2 INCHES
	180 INCHES AND GREATER	2 INCHES PLUS 1/8 INCH PER FOOT OF VIEWING DISTANCE ABOVE 180 INCHES
GREATER THAN 20 INCHES	LESS THAN 21 FEET	3 INCHES
	21 FEET AND GREATER	3 INCHES PLUS 1/8 INCH PER FOOT OF VIEWING DISTANCE ABOVE 21 FEET

#### Height from Finish Floor or Ground

VISUAL CHARACTERS SHALL BE 40 INCHES MINIMUM ABOVE THE FINISH FLOOR OR GROUND.

#### Exception:

VISUAL CHARACTERS INDICATING ELEVATOR CAR CONTROLS SHALL NOT BE REQUIRED TO COMPLY WITH 1B-103.5.6.

FLOOR LEVEL EXIT SIGNS COMPLYING WITH CHAPTER 10, SECTION 1011.1 SHALL NOT BE REQUIRED TO COMPLY WITH SECTION 1B-103.5.6.

WHERE PROVIDED, FLOOR PLANS PROVIDING EMERGENCY PROCEDURES INFORMATION IN ACCORDANCE WITH TITLE 9 SHALL NOT BE REQUIRED TO COMPLY WITH SECTION 1B-103.5.6.

#### Stroke Thickness

STROKE THICKNESS OF THE UPPERCASE LETTER "I" SHALL BE 10 PERCENT MINIMUM AND 20 PERCENT MAXIMUM OF THE HEIGHT OF THE CHARACTER.

#### Character Spacing:

CHARACTER SPACING SHALL BE MEASURED BETWEEN THE TWO CLOSEST POINTS OF ADJACENT CHARACTERS, EXCLUDING WORD SPACES. SPACING BETWEEN INDIVIDUAL CHARACTERS SHALL BE 10 PERCENT MINIMUM AND 35 PERCENT MAXIMUM OF CHARACTER HEIGHT.

#### Line Spacing:


SPACING BETWEEN THE BASELINES OF SEPARATE LINES OF CHARACTERS WITHIN A MESSAGE SHALL BE 15 PERCENT MINIMUM AND 110 PERCENT MAXIMUM OF THE CHARACTER HEIGHT.

#### Format:

TEXT SHALL BE IN A HORIZONTAL FORMAT.

### 8. Pictogram Field:

PICTOGRAMS SHALL HAVE A FIELD HEIGHT OF 6 INCHES MINIMUM. CHARACTERS AND BRAILLE SHALL NOT BE LOCATED IN THE PICTOGRAM FIELD.



Pictogram Field

#### Finish & Contrast:

PICTOGRAMS AND THEIR FIELD SHALL HAVE A NON-GLARE FINISH. PICTOGRAMS SHALL CONTRAST WITH THEIR FIELD WITH EITHER A LIGHT PICTOGRAM ON A DARK FIELD OR A DARK PICTOGRAM ON A LIGHT FIELD.

#### Text Descriptors:

PICTOGRAMS SHALL HAVE TEXT DESCRIPTORS LOCATED DIRECTLY BELOW THE PICTOGRAM FIELD. TEXT DESCRIPTORS SHALL COMPLY WITH SECTION 1B-103.3, 1B-103.3 AND 1B-103.4.

### 9. Symbols of Accessibility:

SYMBOLS OF ACCESSIBILITY SHALL COMPLY WITH SECTION 1B-103.7.

#### Finish & Contrast:

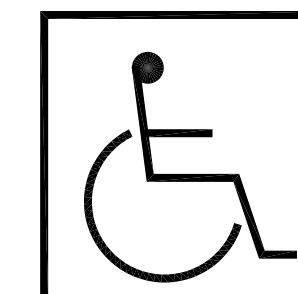
SYMBOLS OF ACCESSIBILITY AND THEIR BACKGROUND SHALL HAVE A NON-GLARE FINISH. SYMBOLS OF ACCESSIBILITY SHALL CONTRAST WITH THEIR BACKGROUND WITH EITHER A LIGHT SYMBOL ON A DARK BACKGROUND OR A DARK SYMBOL ON A LIGHT BACKGROUND.

#### Symbols:

THE INTERNATIONAL SYMBOL OF ACCESSIBILITY SHALL COMPLY WITH THE FIGURE BELOW. THE SYMBOL SHALL CONSIST OF A WHITE FIGURE ON A BLUE BACKGROUND. THE BLUE SHALL BE COLOR NO. B0500 IN FEDERAL STANDARD 1985.


#### Exception:

THE APPROPRIATE ENFORCEMENT AGENCY MAY APPROVE OTHER COLORS TO COMPLEMENT DECOR OR UNIQUE DESIGN. THE SYMBOL CONTRAST SHALL BE LIGHT ON DARK OR DARK ON LIGHT.



International Symbol of Accessibility

THE INTERNATIONAL SYMBOL OF TTY SHALL COMPLY WITH THE FIGURE BELOW:



International Symbol of TTY

TELEPHONES WITH A VOLUME CONTROL SHALL BE IDENTIFIED BY A PICTOGRAM OF A TELEPHONE HANDSET WITH RADIATING SOUND WAVES ON A SQUARE FIELD SUCH AS SHOWN BELOW:



Volume Control Telephone

ASSISTIVE LISTENING SYSTEMS SHALL BE IDENTIFIED BY THE INTERNATIONAL SYMBOL OF ACCESS FOR HEARING LOSS COMPLYING WITH FIGURE BELOW:



International Symbol of Access for Hearing Loss

### 10. Toilet & Bathing Facilities Geometric Symbol:

DOORWAYS LEADING TO TOILET ROOMS AND BATHING ROOMS SHALL BE IDENTIFIED BY A GEOMETRIC SYMBOL COMPLYING WITH SECTION 1B-103.12.6. THE SYMBOL SHALL BE MOUNTED AT 58 INCHES MINIMUM AND 60 INCHES MAXIMUM ABOVE THE FINISH FLOOR OR GROUND SURFACE MEASURED FROM THE CENTERLINE OF THE SYMBOL. WHERE A DOOR IS PROVIDED THE SYMBOL SHALL BE MOUNTED WITHIN 1 INCH OF THE VERTICAL CENTERLINE OF THE DOOR.

#### Men's Toilet and Bathing Facilities:

MEN'S TOILET AND BATHING FACILITIES SHALL BE IDENTIFIED BY AN EQUILATERAL TRIANGLE 1/4 INCH THICK WITH EDGES 12 INCHES LONG AND A VERTEX POINTING UPWARD. THE TRIANGLE SYMBOL SHALL CONTRAST WITH THE DOOR, EITHER LIGHT ON DARK BACKGROUND OR DARK ON A LIGHT BACKGROUND.

#### Women's Toilet and Bathing Facilities:

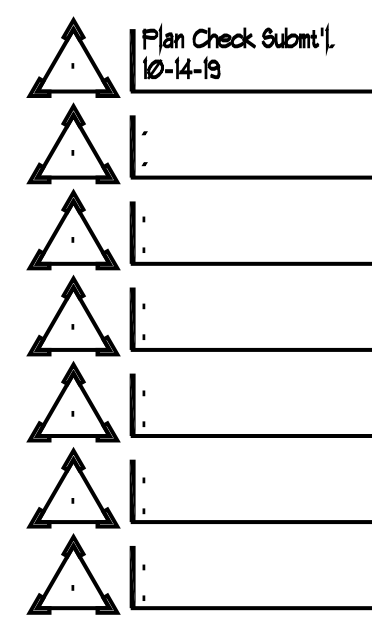
WOMEN'S TOILET AND BATHING FACILITIES SHALL BE IDENTIFIED BY A CIRCLE 1/4 INCH THICK WITH EDGES 12 INCHES IN DIAMETER. THE CIRCLE SYMBOL SHALL CONTRAST WITH THE DOOR, EITHER LIGHT ON DARK BACKGROUND OR DARK ON A LIGHT BACKGROUND.

#### Unisex Toilet and Bathing Facilities:

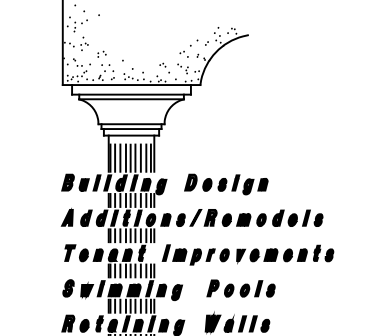
UNISEX TOILET AND BATHING FACILITIES SHALL BE IDENTIFIED BY A CIRCLE 1/4 INCH THICK AND 12 INCHES IN DIAMETER WITH A 1/4 INCH THICK TRIANGLE WITH A VERTEX POINTING UPWARD SUPERIMPOSED ON THE CIRCLE AND WITH IN THE 12 INCH DIAMETER. THE TRIANGLE SYMBOL SHALL CONTRAST WITH THE CIRCLE SYMBOL, EITHER LIGHT ON DARK BACKGROUND OR DARK ON A LIGHT BACKGROUND. THE CIRCLE SYMBOL SHALL CONTRAST WITH THE DOOR, EITHER LIGHT ON A DARK BACKGROUND OR DARK ON A LIGHT BACKGROUND.

#### Edges & Corners:

EDGES OF SIGNS SHALL BE ROUNDED, CHAMFERED OR EASED. CORNERS OF SIGNS SHALL HAVE A MINIMUM RADIUS OF 1/8 INCH.



A b a c u s  
design group



Building Design  
Accessibility/Barriers  
Technology Improvements  
Construction Plans  
Building Walls

AN ASSOCIATE MEMBER TO THE  
AMERICAN INSTITUTE OF ARCHITECTS  
(867) 702-0214

3810 E. Foxman Hill Road  
Columbia, AL 36214

10-14-19  
DESIGNER:  
DRAWN/CHECKED:  
JF:  
JOB NUMBER:  
19005

10/09/2019 13:54 Handicap Notes 96.dwg

GENERAL NOTES

71-16