

Harnett County Department of Public Health Improvement Permit

A building permit cannot be issued with only an Improvement Permit

ISSUED TO: JOHN A MCLAMROCH SR. PROPERTY LOCATION: 5656 CHRISTIAN LIGHT RD. (SL1412)
 SUBDIVISION _____ LOT # _____
 NEW REPAIR EXPANSION RELOCATION Site Improvements required prior to Construction Authorization Issuance:
 Type of Structure: 25% REDUCTION SYSTEM
 Proposed Wastewater System Type: 2-BR SWMH
 Projected Daily Flow: 240 GPD
 Number of bedrooms: 2 Number of Occupants: 4 max
 Basement Yes No
 Pump Required: Yes No May be required based on final location and elevations of facilities
 Type of Water Supply: Community Public Well Distance from well 504 feet Permit valid for: Five years
 No expiration
 Permit conditions: _____

Authorized State Agent: [Signature] Date: 06/03/2022 SEE ATTACHED SITE SKETCH

The issuance of this permit by the Health Department in no way guarantees the issuance of other permits. The permit holder is responsible for checking with appropriate governing bodies in meeting their requirements. This site is subject to revocation if the site plan, plat, or the intended use changes. The Improvement Permit shall not be affected by a change in ownership of the site. This permit is subject to compliance with the provisions of the Laws and Rules for Sewage Treatment and Disposal and to conditions of this permit.

Construction Authorization (Required for Building Permit)

The construction and installation requirements of Rules 1950, 1952, 1954, 1955, 1956, 1957, 1958, and 1959 are incorporated by references into this permit and shall be met. Systems shall be installed in accordance with the attached system layout.

ISSUED TO: JOHN A MCLAMROCH SR. PROPERTY LOCATION: 5656 CHRISTIAN LIGHT RD. (SL1412)
 SUBDIVISION _____ LOT # _____

Facility Type: 2-BR SWMH New Expansion Repair relocation
 Basement? Yes No Basement Fixtures? Yes No
 Type of Wastewater System** 25% REDUCTION SYSTEM (Initial) Wastewater Flow: 240 GPD
 (See note below, if applicable)

25% REDUCTION SYSTEM (Repair)

Installation Requirements/Conditions Septic Tank Size <u>1000</u> gallons Pump Tank Size _____ gallons [IF APPLICABLE]	Number of trenches <u>2</u> Exact length of each trench <u>70</u> feet Trenches shall be installed on contour at a Maximum Trench Depth of: <u>24</u> inches (Trench bottoms shall be level to +/- 1/4" in all directions)	Trench Spacing: <u>9</u> Feet on Center Soil Cover: <u>12</u> inches (Maximum soil cover shall not exceed 36" above the trench bottom)
---	---	---

Pump Requirements: _____ ft. TDH vs. _____ GPM
 Aggregate Depth: NA inches below pipe
NA inches above pipe
NA inches total
 Conditions: _____

**WATER LINES (INCLUDING IRRIGATION) MUST BE 10FT. FROM ANY PART OF SEPTIC SYSTEM OR REPAIR AREA.
 NO UTILITIES ALLOWED IN INITIAL OR REPAIR DRAIN FIELD AREA.**

***If applicable: I understand the system type specified is different from the type specified on the application. I accept the specifications of this permit.*

Owner/Legal Representative Signature: _____ Date: _____

This Construction Authorization is subject to revocation if the site plan, plat, or the intended use changes. The Construction Authorization shall not be transferred when there is a change in ownership of the site. This Construction Authorization is subject to compliance with the provisions of the Laws and Rules for Sewage Treatment and Disposal and to the conditions of this permit. SEE ATTACHED SITE SKETCH

Authorized State Agent: [Signature] Date: 06/03/2022
ANDREW CURRIN Construction Authorization Expiration Date: 06/03/2027

Application # EH2205-0008

Harnett County Department of Public Health Site Sketch

Property Location: 5656 CHRISTIAN LIGHT RD. (S21412)

Issued To: JOHN A. MARELLA MARCH ST. Subdivision _____ Lot # _____

Authorized State Agent: [Signature] Date: 06/03/2022

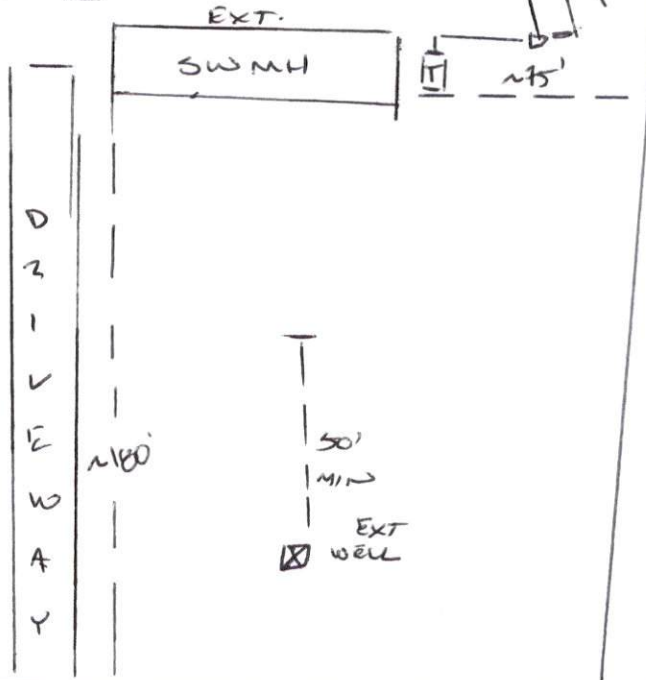
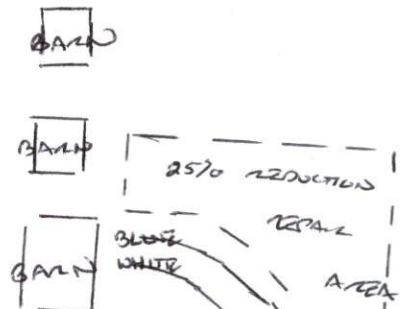

ANDREW CUMMINS

* RELOCATION: OWNER REQUEST RELOCATION
DUE TO FUTURE PROPERTY SUBDIVISION

* TANK

↳ EXT TANK MAY BE USED IF USERS ADDED
TO BRING TO GRADE

↳ ADVISED TO REPLACE W/ NEW TANK
CLOSER TO LINES + EXT TANK PUMP,
(CRUSHED), AND
BACKFILLZ ONSITE



CHRISTIAN LIGHT RD. (S21412)

This drawing is for illustrative purposes only. System installation must meet all pertinent laws, rules, and regulations.