


Harnett County Department of Public Health Improvement Permit

A building permit cannot be issued with only an Improvement Permit

ISSUED TO: ROBERT & ALISON BALLARD PROPERTY LOCATION: 3813 JOHNSTON COUNTY RD (SR 1551)
 SUBDIVISION _____ LOT # _____
 NEW REPAIR EXPANSION Site Improvements required prior to Construction Authorization Issuance: _____
 Type of Structure: Ext. 3-Bedroom SFD
 Proposed Wastewater System Type: 25% Reduction Sys.
 Projected Daily Flow: 360 GPD
 Number of bedrooms: 3 Number of Occupants: 6 max
 Basement Yes No
 Pump Required: Yes No May be required based on final location and elevations of facilities
 Type of Water Supply: Community Public Well Distance from well 50+ feet Permit valid for: Five years
 Permit conditions: _____ No expiration

Authorized State Agent:  Date: 06/22/2021 SEE ATTACHED SITE SKETCH
 The issuance of this permit by the Health Department in no way guarantees the issuance of other permits. The permit holder is responsible for checking with appropriate governing bodies in meeting their requirements. This site is subject to revocation if the site plan, plat, or the intended use changes. The Improvement Permit shall not be affected by a change in ownership of the site. This permit is subject to compliance with the provisions of the Laws and Rules for Sewage Treatment and Disposal and to conditions of this permit.

Construction Authorization (Required for Building Permit)


The construction and installation requirements of Rules .1950, .1952, .1954, .1955, .1956, .1957, .1958, and .1959 are incorporated by references into this permit and shall be met. Systems shall be installed in accordance with the attached system layout.

ISSUED TO: ROBERT & ALISON BALLARD PROPERTY LOCATION: 3813 JOHNSTON COUNTY RD (SR 1551)
 SUBDIVISION _____ LOT # _____
 Facility Type: Ext. 3-Bedroom SFD New Expansion Repair
 Basement? Yes No Basement Fixtures? Yes No
 Type of Wastewater System** Not Applicable (Initial) Wastewater Flow: 360 GPD
 (See note below, if applicable
25% Reduction System (Repair)
Installation Requirements/Conditions
 Septic Tank Size 1000 gallons Number of trenches 2
 Pump Tank Size _____ gallons Exact length of each trench 90 feet Trench Spacing: 9 Feet on Center
 Trenches shall be installed on contour at a Soil Cover: 18 > 6 inches
 Maximum Trench Depth of: 30 -> 16 inches (Maximum soil cover shall not exceed
 (Trench bottoms shall be level to +/-1/4" 36" above the trench bottom)
 in all directions)
 Pump Requirements: _____ ft. TDH vs. _____ GPM Aggregate Depth: NA inches below pipe
 _____ inches above pipe
 Conditions: Gravity to D-Box Equal Distribution NA inches total

**WATER LINES (INCLUDING IRRIGATION) MUST BE 10FT. FROM ANY PART OF SEPTIC SYSTEM OR REPAIR AREA.
 NO UTILITIES ALLOWED IN INITIAL OR REPAIR DRAIN FIELD AREA.**

**If applicable: I understand the system type specified is different from the type specified on the application. I accept the specifications of this permit.
 Owner/Legal Representative Signature: _____ Date: _____

This Construction Authorization is subject to revocation if the site plan, plat, or the intended use changes. The Construction Authorization shall not be transferred when there is a change in ownership of the site. This Construction Authorization is subject to compliance with the provisions of the Laws and Rules for Sewage Treatment and Disposal and to the conditions of this permit. SEE ATTACHED SITE SKETCH

Authorized State Agent:  Date: 06/22/2021
ANDREW CURRY Construction Authorization Expiration Date: 06/22/2026

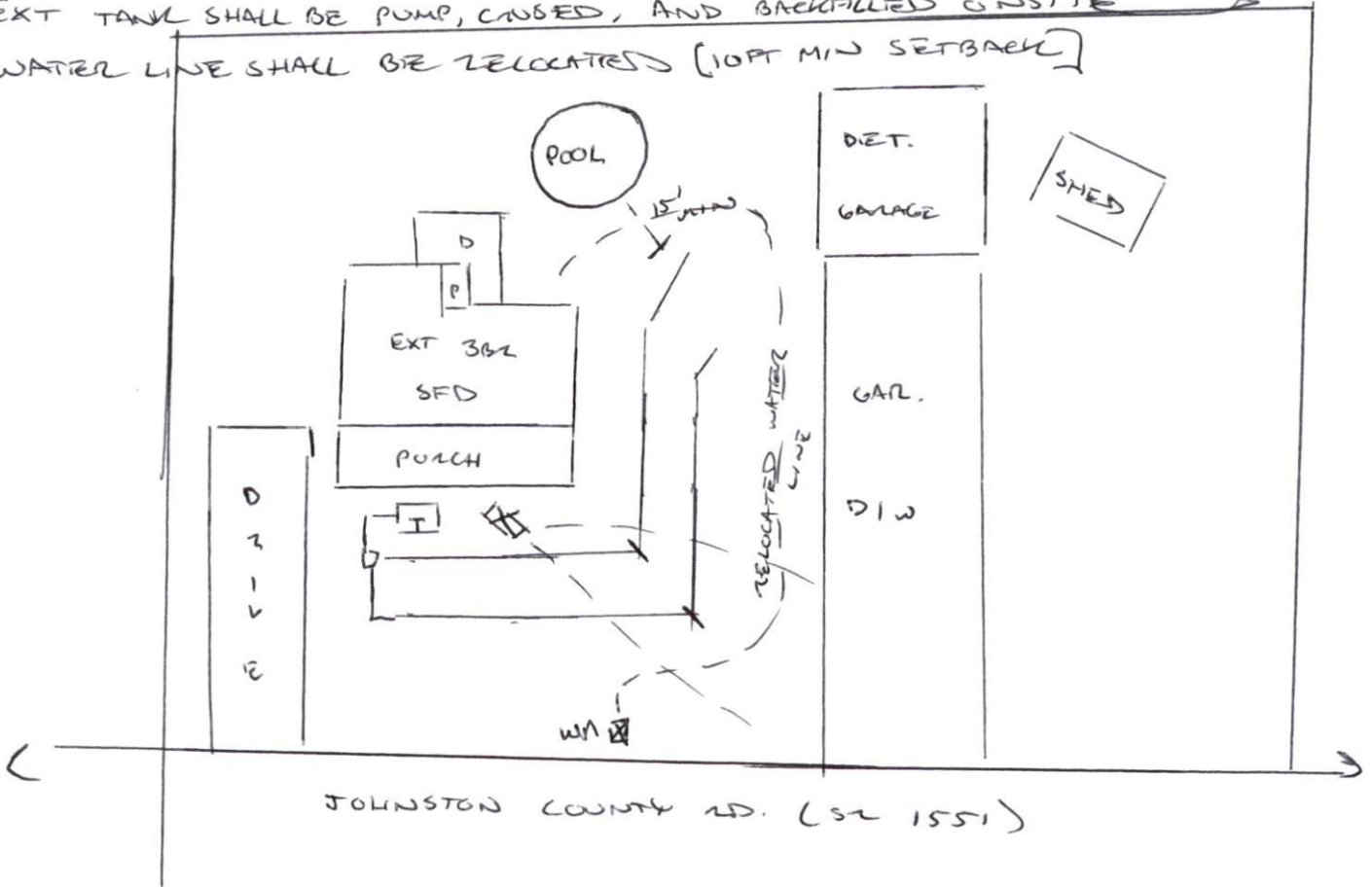
Harnett County Department of Public Health Site Sketch

Property Location: 3813 JOHNSTON COUNTY RD (SR 1551)

Issued To: ROBERT & ALISON BALLARD Subdivision _____ Lot # _____

Authorized State Agent: *[Signature]* Date: 06/22/2021
ANDREW CURRIN

- * GRAVITY TO D-BOX EQUAL DISTRIBUTION
- * SIS. FLAGGED ONSITE - INSTALL 30IN DEEP TO SHALLOW (16IN) THEN STEPDOWN @ TURN TO 30IN DEEP TO SHALLOW (16IN)
- * COORDINATE W/ INSTALLER OR PLUMBER TO DETERMINE TANK PLACEMENT AND/OR FALL TO TANK [REVIEW PRE-INSTALL - LIKELY NEED MISERS]
- * EXT TANK SHALL BE PUMP, CURED, AND BACKFILLED ONSITE
- * WATER LINE SHALL BE RELOCATED (10FT MIN SETBACK)



* NOTE: BEST PROFESSIONAL JUDGEMENT. LOT SIZE LIMITATIONS 0.386 AC.
INSTALLATION IS USING MOST OPTIMAL REPAIR. USE CAUTION IN CROSSING
OLD TERRAZZOTA TILE SYSTEM.

This drawing is for illustrative purposes only. System installation must meet all pertinent laws, rules, and regulations.