


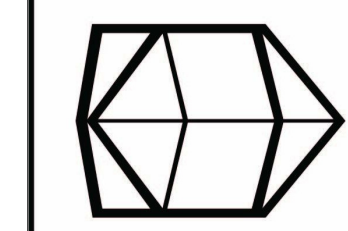
REVISIONS	
02.12.18	1
08.10.18	2



CAROLINA
DIESEL TRUCKS

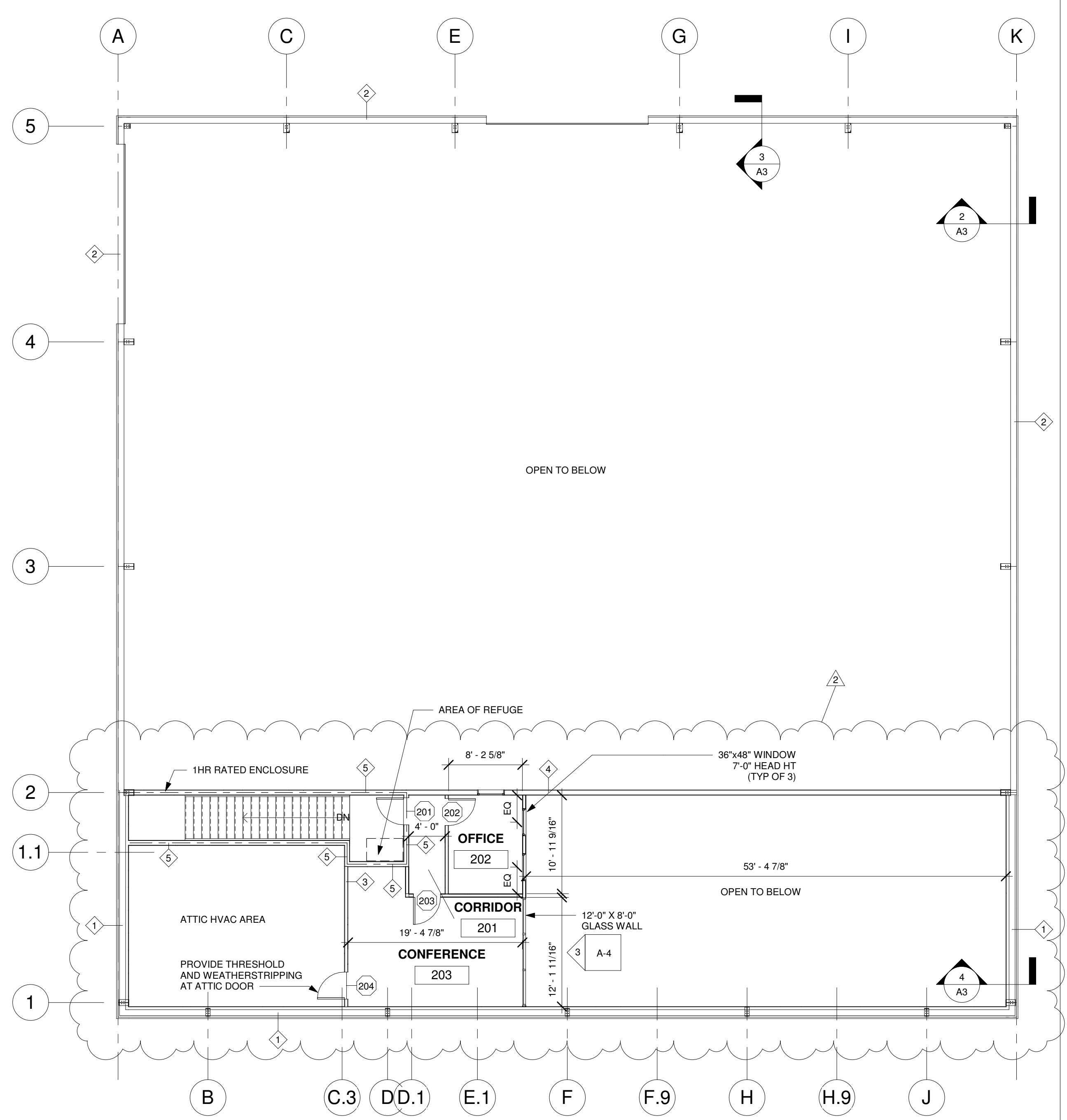
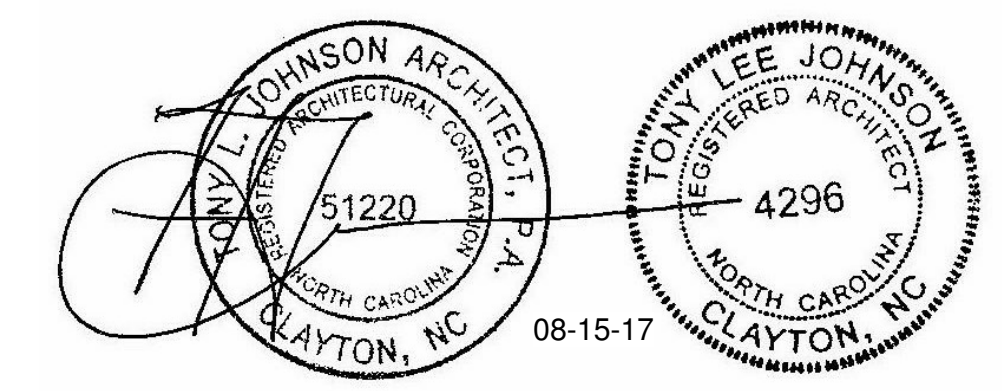
919-550-7717
TLJARC@AOL.COM
2008 ELIZABETH COURT
CLAYTON, NC 27520
TONYJOHNSONARCHITECT.COM

TONY JOHNSON
ARCHITECT

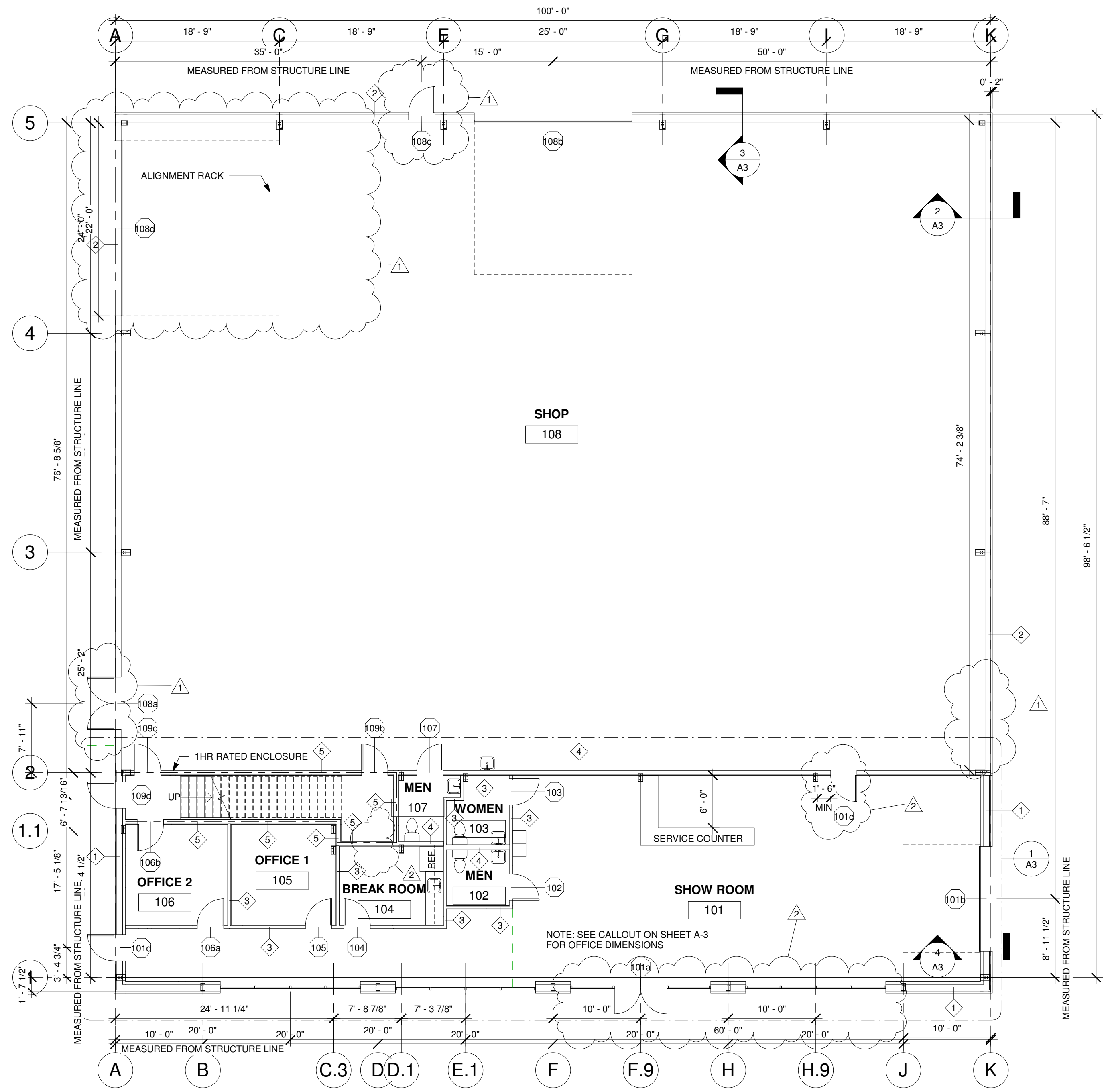


DATE 08.15.17

SHEET A-2



2 SECOND FLOOR PLAN
1/8" = 1'-0"



1 FIRST FLOOR PLAN
1/8" = 1'-0"

WALL SCHEDULE	
1	CULTURED GRAY STONE 2'-8" HIGH, 2" EIFS, ON 6" METAL STUD WALL W/ 1/2" DENSGLASS SHEATHING, R-19 BATT INSULATION, 5/8" GWB INTERIOR FACE.
2	METAL PANEL ON METAL GIRT, R-19 BATT INSULATION, 8'-0" HIGH FIRE RETARDENT TREATED PLYWOOD LINER PANEL INTERIOR FACE OF SHOP WALLS.
3	3-5/8" METAL STUD, SINGLE LAYER 5/8" GWB BOTH SIDES, SOUND BATT INSULATION.
4	6" METAL STUD, SINGLE LAYER 5/8" GWB BOTH SIDES, 8'-0" HIGH FIRE RETARDENT TREATED PLYWOOD LINER PANEL SHOP FACE, R-19 BATT INSULATION.
5	1 HR FIRE BARRIER, 6" METAL STUD, SEE UL U419 ON SHEETS A-04 AND A-05, 5/8" GWB BOTH SIDES, 8'-0" HIGH FIRE RETARDENT TREATED PLYWOOD LINER PANEL SHOP FACE, R-19 BATT INSULATION IN SHOP WALL. RATED WALL SHALL BE CONTINUOUS FROM SLAB TO ROOF.