

\* Each section below to be filled out by whomever performing work. Must be owner or licensed contractor. Address, company name & phone must match information on license.

DATE  
Harnett County Central Permitting  
PO Box 65 Lillington, NC 27546  
Phone 910-893-7525 Fax 910-893-2793 www.harnett.org

**Application for Residential Building and Trades Permit**

Owner's Name: C+C Properties Date: 3-10-08

Site Address: \_\_\_\_\_ Phone: \_\_\_\_\_

Directions to job site from Lillington: Take 401 N from Lillington  
Take Right onto Rawls Club Rd. Take left  
into Subdivision, 3<sup>rd</sup> lot on left

Subdivision: Magnolia Crest Lot: 3


Description of Proposed Work: New Residential #Bedrooms: 3

Heated SF 2207 Unheated SF 887 Finished Rec Room? yes Crawl Space  Slab

**General Contractor Information**

Hampton Custom Builders 919-524-2915  
Building Contractor's Company Name Telephone


PO Box 655 Holly Springs NC 27540 57196  
Address License #

 Must sign & fill out second page  
Signature of Owner/Contractor/Officer(s) of Corporation

**Electrical Permit Information**

Description of Work New Residential Service Size: 200 Amps TPole  yes/no  
Raleigh Lanehart 919-303-6266  
Electrical Contractor's Company Name Telephone


1120 Burma Drive Apex NC 27502 24986-U  
Address License #

  
Signature of Officer(s) of Corporation

**Mechanical Permit Information**

Description of Work New Residential  
Air Control 910-987-2070  
Mechanical Contractor's Company Name Telephone


6623 Sherrill Baggett Rd Godwin 21319  
Address License #

  
Signature of Officer(s) of Corporation

**Plumbing Permit Information**

Description of Work New Residential # Baths 2.5  
Wagner Plumbing 910-891-8114  
Plumbing Contractor's Company Name Telephone

Box 494 Mammis 07674  
Address License #

  
Signature of Officer(s) of Corporation

**Insulation Permit Information**

Insulating Inc Raleigh NC  
Insulation Contractor's Company Name & Address Telephone

**Homeowners Applying to Build Their Own Home**

Please answer the following questions then see a Permit Technician to determine if you qualify for permit under Owners Exemption. Questionnaire per G.S. 87-14 Regulations as to Issue of Building Permits (Memo available upon request)

- 1. Do you own the land on which this building will be constructed?  yes  no
- 2. Have you hired or intend to hire an individual to superintend and manage construction of the project?  yes  no
- 3. Do you intend to directly control & supervise construction activities?  yes  no
- 4. Do you intend to schedule, contract, or directly pay for all phases of construction work to be done?  yes  no
- 5. Do you intend to personally occupy the building for at least 12 consecutive months following completion of construction and do you understand that if you do not do so, it creates the presumption under law that you fraudulently secured the permit?  yes  no

I hereby certify that I have the authority to make necessary application, that the application is correct and that the construction will conform to the regulations in the Building, Electrical, Plumbing and Mechanical codes, and the Harnett County Zoning Ordinance. I state the information on the above contractors is correct as known to me and if any changes occur including listed contractors, site plan, number of bedrooms, building and trade plans, Environmental Health permit changes or proposed use changes, I certify it is my responsibility to notify the Harnett County Central Permitting Department of any and all changes.

  
Signature of Owner/Contractor/Officer(s) of Corporation

3-10-08  
Date

**Affidavit for Worker's Compensation N.C.G.S. 87-14**

The undersigned applicant being the:

General Contractor  Owner  Officer/Agent of the Contractor or Owner

Do hereby confirm under penalties of perjury that the person(s), firm(s) or corporation(s) performing the work set forth in the permit:


Has three (3) or more employees and has obtained workers' compensation insurance to cover them.

Has one (1) or more subcontractors(s) and has obtained workers' compensation insurance to cover them.

Has one (1) or more subcontractors(s) who has their own policy of workers' compensation insurance covering themselves.

Has no more than two (2) employees and no subcontractors.

While working on the project for which this permit is sought it is understood that the Central Permitting Department issuing the permit may require certificates of coverage of worker's compensation insurance prior to issuance of the permit and at any time during the permitted work from any person, firm or corporation carrying out the work.

Company or Name: Hampton Custom Builders  
Sign w/Title:  President Date: 3-10-08

Plan Box Number E-2

Job Name HAMPTON

Date: 3-10-08

Required Inspections for SFA/SFD

Appl. # 0850019606  
Valuation \$175,293  
Sq. Feet 2698

Sequence

- |        |                                     |                             |
|--------|-------------------------------------|-----------------------------|
| 10     | <input checked="" type="checkbox"/> | R* Bldg. Footing            |
| 10-30  | <input checked="" type="checkbox"/> | R* Elec. Temp Service Pole  |
| 20     | <input checked="" type="checkbox"/> | R* Building Foundation      |
| 20     | <input checked="" type="checkbox"/> | Address Confirmation        |
| 30-999 | <input checked="" type="checkbox"/> | Open Floor                  |
| 30-999 | <input type="checkbox"/>            | R* Bldg. Slab Insp.         |
| 30-999 | <input type="checkbox"/>            | R* Elec. Under Slab         |
| 30-999 | <input type="checkbox"/>            | R*Plumb. Under Slab         |
| 40     | <input type="checkbox"/>            | Four Trade Rough In         |
| 40     | <input checked="" type="checkbox"/> | Four Trade Rough In > 2500  |
| 40     | <input type="checkbox"/>            | Three Trade Rough In        |
| 40     | <input type="checkbox"/>            | Three Trade Rough In > 2500 |
| 40     | <input type="checkbox"/>            | Two Trade Rough In          |
| 40     | <input type="checkbox"/>            | Two Trade Rough In > 2500   |
| 40     | <input type="checkbox"/>            | One Trade Rough In          |
| 40     | <input type="checkbox"/>            | One Trade Rough In > 2500   |
| 50     | <input checked="" type="checkbox"/> | R* Insulation               |
| 60     | <input type="checkbox"/>            | Four Trade Final            |
| 60     | <input checked="" type="checkbox"/> | Four Trade Final > 2500     |
| 60     | <input type="checkbox"/>            | Three Trade Final           |
| 60     | <input type="checkbox"/>            | Three Trade Final > 2500    |
| 60     | <input type="checkbox"/>            | Two Trade Final             |
| 60     | <input type="checkbox"/>            | Two Trade Final > 2500      |
| 60     | <input type="checkbox"/>            | One Trade Final             |
| 60     | <input type="checkbox"/>            | One Trade Final > 2500      |
| 999    | <input checked="" type="checkbox"/> | Envir. Operations Permit    |