

Initial Application Date: 12/13/05

Application # 0550013692
1108946

COUNTY OF HARNETT LAND USE APPLICATION

Central Permitting

102 E. Front Street, Lillington, NC 27546

Phone: (910) 893-4759

Fax: (910) 893-2793

Applicant Raynor Builders Inc. Mailing Address: 1281 JACKSON KING RD.
LANDOWNER: Willow Springs State: N.C. Zip: 27592 Phone #: 639-2011

Landowner Tom Developers INC Mailing Address: 4606 Stancil Rd
APPLICANT: Angier State: NC Zip: 27501 Phone #: _____

PROPERTY LOCATION: SR #: 1415 SR Name: Rawls Church Rd.
Parcel: D4 0664 0157 08 PIN: 0674-07-0955.000
Zoning: RH30/C Subdivision: ALEX PLACE Lot #: 8 Lot Size: 1.33
Flood Plain: X Panel: 0050 Watershed: IV Deed Book/Page: OTP Plat Book/Page: 2005/149

If located with a Watershed indicate the % of Imperious Surface: _____
SPECIFIC DIRECTIONS TO THE PROPERTY FROM LILLINGTON: 401 N 12 miles TR ON RAWLS Church Rd. Go Thru 2 4way stops. Subdivision on Right.

PROPOSED USE:

- Sg. Family Dwelling (Size 45 x 50) # of Bedrooms 3 # Baths 2 Basement (w/wo bath) / Garage 14x20 Deck 10x12
- Multi-Family Dwelling No. Units _____ No. Bedrooms/Unit _____
- Manufactured Home (Size x) # of Bedrooms _____ Garage _____ Deck _____
- Comments: _____
- Number of persons per household 5 per
- Business Sq. Ft. Retail Space _____ Type _____
- Industry Sq. Ft. _____ Type _____
- Home Occupation (Size x) # Rooms _____ Use _____
- Accessory Building (Size x) Use _____
- Addition to Existing Building (Size x) Use _____
- Other _____

Water Supply: County Well (No. dwellings _____) Other _____
Sewage Supply: New Septic Tank Existing Septic Tank County Sewer Other _____

Erosion & Sedimentation Control Plan Required? YES NO
Structures on this tract of land: Single family dwellings 1 proposed Manufactured homes _____ Other (specify) _____

Property owner of this tract of land own land that contains a manufactured home w/in five hundred feet (500') of tract listed above? YES NO

Required Property Line Setbacks:	Minimum	Actual	Minimum	Actual
Front	<u>35'</u>	<u>48'</u>	Rear	<u>26'</u>
Side	<u>10'</u>	<u>100' R 35'</u>	Corner	<u>20'</u>
Nearest Building	_____	_____		

If permits are granted I agree to conform to all ordinances and the laws of the State of North Carolina regulating such work and the specifications or plans submitted. I hereby swear that the foregoing statements are accurate and correct to the best of my knowledge.

Craig Byrd
Signature of Owner or Owner's Agent

12-13-05
Date

This application expires 6 months from the initial date, if no permits have been issued

A RECORDED SURVEY PLAT AND RECORDED DEED ARE REQUIRED WHEN APPLYING FOR A LAND USE PERMIT

12/14 N

Lot 8 Alex's Place

Raynor Builders Inc.

1" = 100'

245 Jarett Bay Ln.

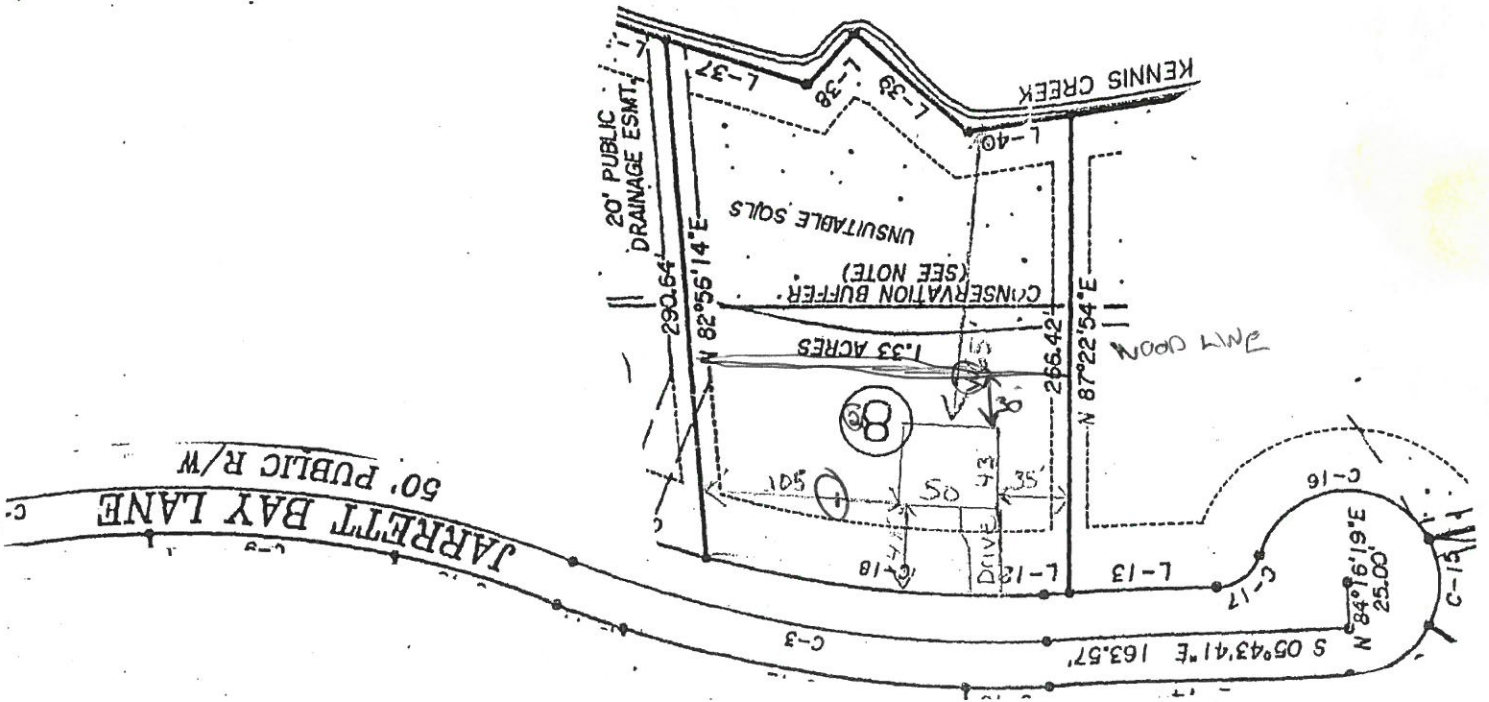
SITE PLAN APPROVAL

DISTRICT RABD USE SFD

#BEDROOMS 3

12/13/05

QJB
ZONING ADMINISTRATOR



Lot 8 Alex's Place
Raynor Builders Inc.

1" = 100'

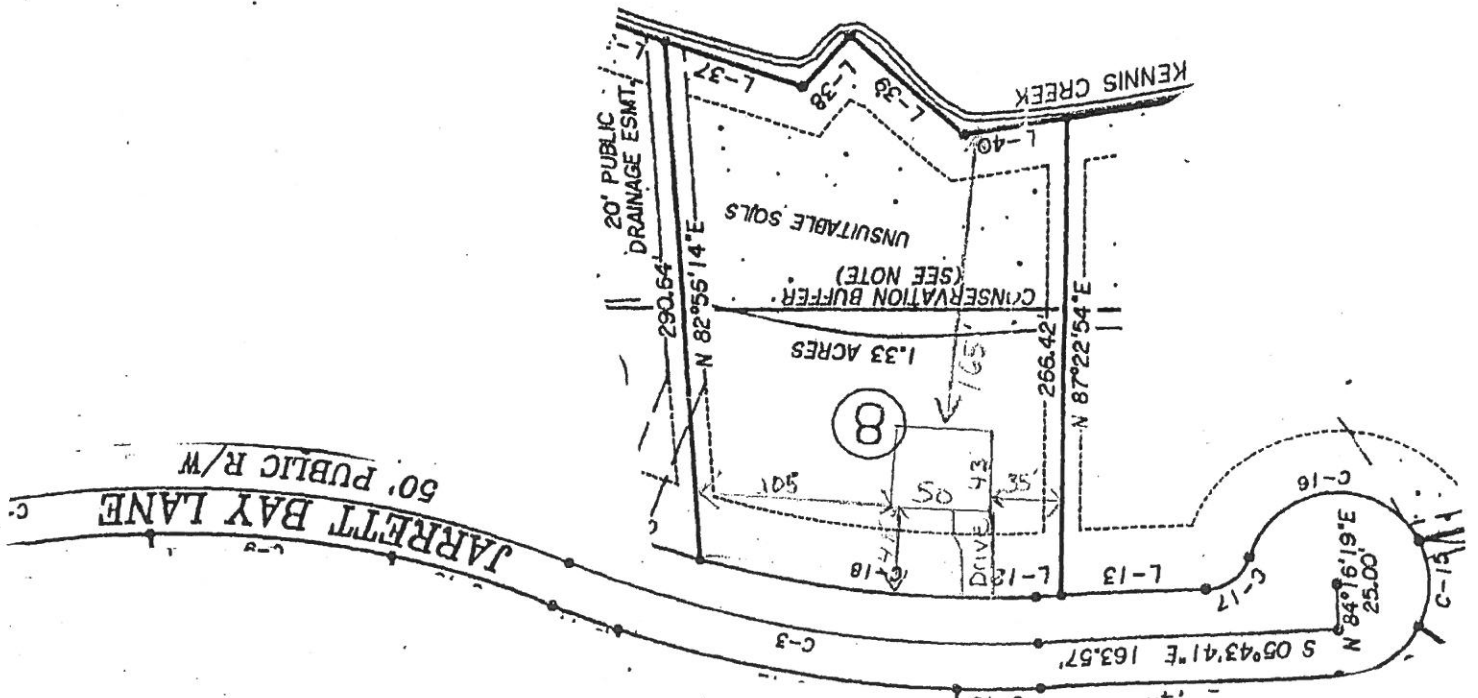
245 JARRETT BAY LN.

SITE PLAN APPROVAL

DISTRICT RABO USE SFD

#BEDROOMS 3

12/13/05 [Signature]
ZONING ADMINISTRATOR



Harnett County Planning Department.

PO Box 65, Lillington, NC 27546
910-893-7527

Environmental Health New Septic Systems Test
Environmental Health Code 800

- Place "property flags" in each corner of lot. All property lines must be clearly flagged.
- Place "house corner flags" at each corner of where the house/manufactured home will sit. Use additional flagging to outline driveways, garages, decks, out buildings, swimming pools, etc.
- Place flags at locations as developed on site plan by Customer Service Technician and you.
- Place Environmental Health "orange" card in location that is easily viewed from road.
- *No grading of property should be done.* Undergrowth should be cleaned out to allow soil evaluation to be performed. Inspectors should be able to walk freely.
- After preparing proposed site call the voice permitting system at 910-893-7527 and give code **800** for Environmental Health confirmation. Please note confirmation number given at end of recording for proof of request.
- To hear results, call IVR in approx. 7-10 working days. Once approved, proceed to Central Permitting for permits.

Environmental Health Existing Tank Inspections
Environmental Health Code **800**

- Place Environmental Health "orange" card in location that is easily viewed from road.
- Prepare for inspection by removing soil over door as diagram indicates. Loosen trap door cover. (Unless inspection is for a septic tank in a mobile home park)
- After preparing trapdoor call the voice permitting system at 910-893-7527 and give code **800** for Environmental Health confirmation. Please note confirmation number given at end of recording for proof of request.
- To hear results, call IVR in approx. 7-10 working days. Once approved, proceed to Central Permitting for permits.

Health and Sanitation Inspections
Health and Sanitation Plan Review **826**

- After submitting plans for food and lodging, call the voice permitting system at 910-893-7527 and give code **826** for Health and Sanitation confirmation. Please note confirmation number given at end of recording for proof of request.
- To hear results, call IVR in approx. 7-10 working days. Once approved, proceed to Central Permitting for permits.

Fire Marshal Inspections
Fire Marshall Plan Review Code **804**

- Call the voice permitting system at 910-893-7527 and give code **804** for plan review. Please note confirmation number given at end of recording for proof of request.
- To hear results, call IVR in approx 7-10 working days. Once approved, proceed to Central Permitting for permits.
- Pick up Fire Marshal's letter and place on job site until work is completed.

Public Utilities

- Place stake with "orange" tape/name thirty feet (30) from the center of the road at the location you wish to have water tap installed.
- Allow four to six weeks after application for water/sewer taps. Call Utilities at 893-7575 for technical assistance.

Building Inspections

- Call the voice permitting system at 910-893-7527 to schedule inspections. Please note confirmation number given at end of recording for proof of request.
- For new housing/set up permits must meet E 911 / Addressing guidelines prior to calling for final inspection.
- To hear results of inspections, call IVR after scheduled inspection is done.

E911 Addressing
Addressing Confirmation Code **814**

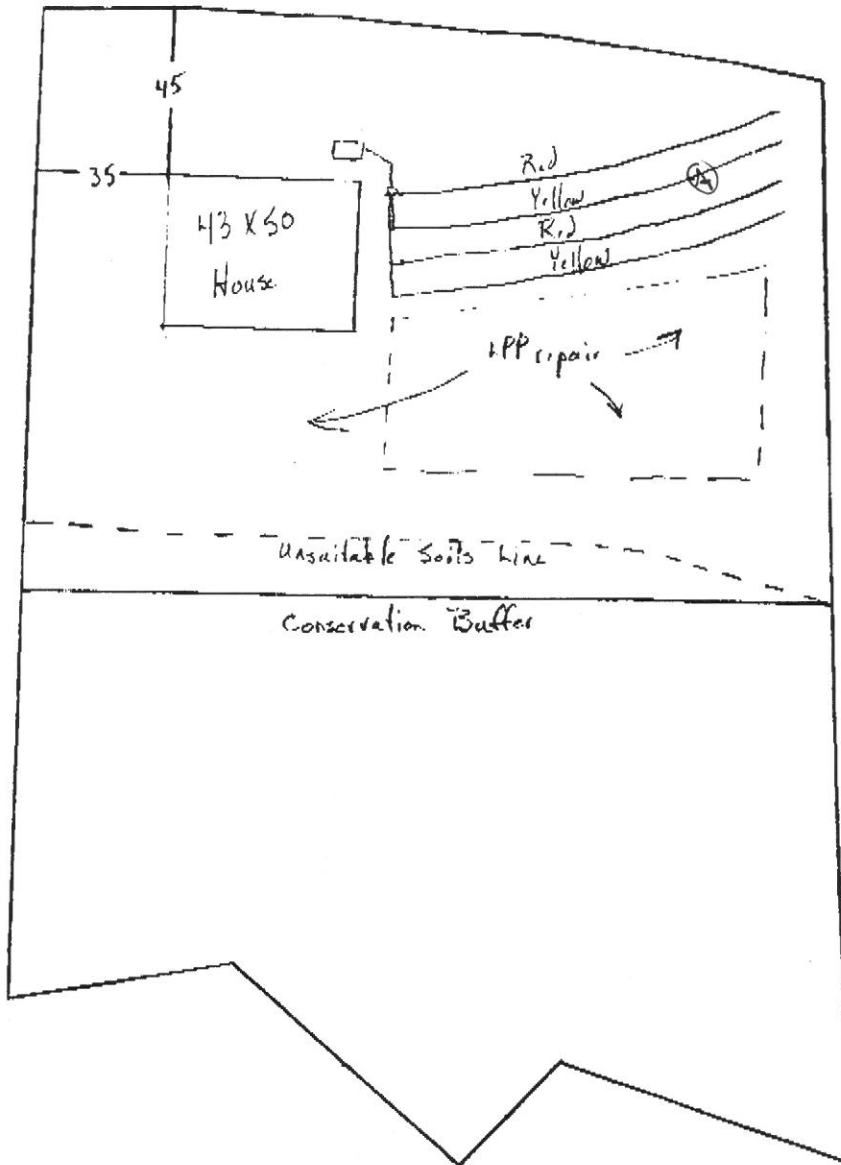
- Address numbers shall be mounted on the house, 3 inches high (5" for commercial).
- Numbers must be a contrasting color from house, must be clearly visible night and day at entrance of driveway if home is 100 ft or more from road, or if mailbox is on opposite side of road.
- Once you purchase permits and footing inspection has been approved call the voice permitting system at 910-893-7527 and give code **814** for address confirmation. This must be called in even if you have contacted E911 for verbal confirmation.

Customers can view all inspection results online at www.harnett.org.

Applicant Signature: Craig Byrd Date: 12-13-05

JARRETT BAY LANE

A
0-4 GS+
6"-30" SBK C
PS .5



Initial
 .3 LTAR
 4x75 Accepted
 0-48L
 4-30+C

Repair
 .15 LTAR
 2400 ft²

Raynor Bldgs.
Alex Place Lot 8

1" = 50'

