

Initial Application Date: 4/15/05

Applica 00- 0530011893
904276

COUNTY OF HARNETT LAND USE APPLICATION

Planning Department

102 E. Front Street, Lillington, NC 27546

Phone: (910) 893-7525

Fax: (910) 893-2793

LANDOWNER: Billy Pope (Master Developers) Address: Swan Lane
City: Angier State: NC Zip: 27501 Phone #: 639-6002

APPLICANT: RL Properties Address: 221 Pope Lake Rd.
City: Angier State: NC Zip: 27501 Phone #: 639-4295

PROPERTY LOCATION: SR #: 1542 SR Name: Old Buies Creek Rd.
Parcel: 040672 020931 PIN: 0612-50-7592.000
Zoning: Res, KA30 Subdivision: The Creek Lot #: 16 Lot Size: .63
Flood Plain: X Panel: 50 Watershed: IV Deed Book/Page: 1162/105 Plat Book/Page: R#F/777-B

DIRECTIONS TO THE PROPERTY FROM LILLINGTON: Take Hwy 210 to Angier, right on 55 -
go approx. 1 mile when road forks (at Pope's attorney's)
take right fork, follow 3-4 miles, the Creek is on the left, 1st lot on
the right.

PROPOSED USE:

- Sg. Family Dwelling (Size 38 x 40) # of Bedrooms 3 Basement — Garage — Deck ✓
- Multi-Family Dwelling No. Units — No. Bedrooms/Unit — Included
- Manufactured Home (Size — x —) # of Bedrooms — Garage — Deck —

Comments: —

Number of persons per household 3pc

Business Sq. Ft. Retail Space — Type —

Industry Sq. Ft. — Type —

Home Occupation (Size — x —) # Rooms — Use —

Accessory Building (Size — x —) Use —

Addition to Existing Building (Size — x —) Use —

Other —

Water Supply: County Well (No. dwellings —) Other

Sewer: Septic Tank/ Existing: YES NO County Other

Erosion & Sedimentation Control Plan Required? YES NO

Structures on this tract of land: Single family dwellings 1 Manufactured homes — Other (specify) —

Property owner of this tract of land own land that contains a manufactured home w/in five hundred feet (500') of tract listed above? YES NO


Required Property Line Setbacks:	Minimum	Actual	Minimum	Actual
Front	<u>35</u>	<u>36</u>	Rear	<u>25</u>
Side	<u>10</u>	<u>30</u>	Corner	<u>—</u>
Nearest Building	<u>10</u>	<u>—</u>		

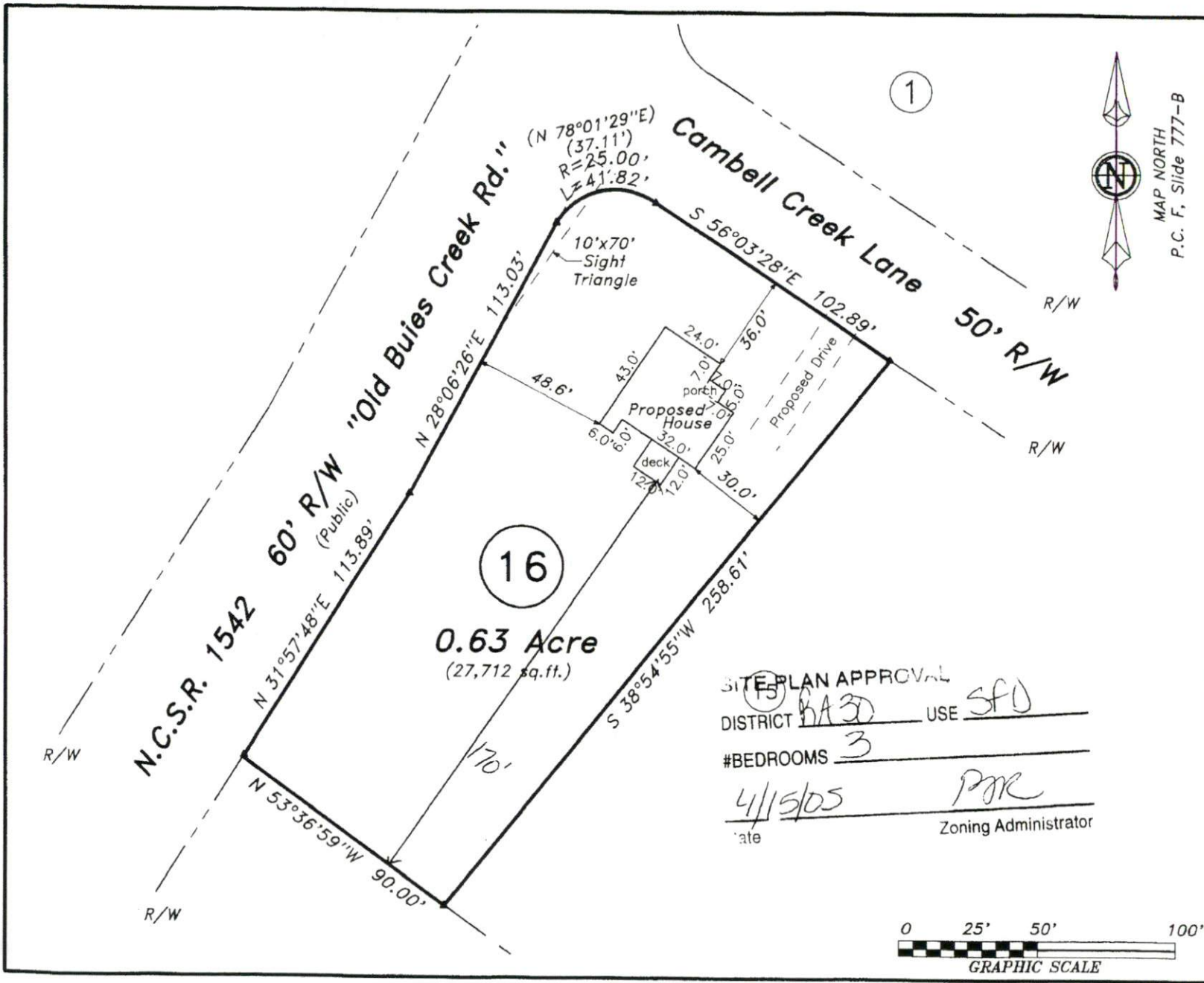
If permits are granted I agree to conform to all ordinances and the laws of the State of North Carolina regulating such work and the specifications or plans submitted. I hereby swear that the foregoing statements are accurate and correct to the best of my knowledge.

[Signature]
Signature of Applicant

4-14-05
Date

4/19 N





MAP NORTH
P.C. F. Slide 777-B



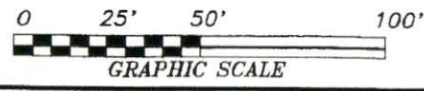
The C
Plat Cab
St
R. L.

Black River
Scale: 1' = 5'

Survey
ST
LAND S
870 N.C. Hwy.:
910-897-771.

~PRELIM
- Not
This plan repres
to a lot of recor
review and appr
and Inspections
REVISED: 4-13-20
on propos

SITE PLAN APPROVAL
 DISTRICT BA30 USE SFD
 #BEDROOMS 3
 Date 4/15/05 Zoning Administrator PKR



NOT F

Harnett County Planning Department

PO Box 65, Lillington, NC 27546
910-893-7527

Environmental Health New Septic Systems Test
Environmental Health Code 800

- Place "property flags" in each corner of lot. All property lines must be clearly flagged approximately every 50 feet between corners.
- Place "house corner flags" at each corner of where the house/manufactured home will sit. Use additional flagging to outline driveways, garages, decks, out buildings, swimming pools, etc.
- Place flags at locations as developed on site plan by Customer Service Technician and you.
- Place Environmental Health "orange" card in location that is easily viewed from road.
- If property is thickly wooded, Environmental Health requires that you clean out the undergrowth to allow the soil evaluation to be performed. Inspectors should be able to walk freely around site. *No grading of property should be done.*
- After preparing proposed site call the voice permitting system at 910-893-7527 and give code 800 for Environmental Health confirmation.
- To hear results, call IVR again. Once approved, proceed to Central Permitting for permits

Environmental Health Existing Tank Inspections
Environmental Health Code 800

- Place Environmental Health "orange" card in location that is easily viewed from road.
- Prepare for inspection by removing soil over door as diagram indicates. Loosen trap door cover.
- After preparing trapdoor call the voice permitting system at 910-893-7527 and give code 800 for Environmental Health confirmation.
- To hear results, call IVR again. Once approved, proceed to Central Permitting for permits

Health and Sanitation Inspections
Health and Sanitation Plan Review 826

- After submitting plans for food and lodging, call the voice permitting system at 910-893-7527 and give code 826.
- To hear results, call IVR again. Once approved, proceed to Central Permitting for permits

Fire Marshal Inspections
Fire Marshall Plan Review Code 804

- Call the voice permitting system at 910-893-7527 and give code 804 for plan review.
- Pick up Fire Marshal's letter and place on job site until work is completed.
- To hear results, call IVR again. Once approved, proceed to Central Permitting for permits

Public Utilities

- Place stake with "orange" tape/name thirty feet (30) from the center of the road at the location you wish to have water tap installed.
- Allow four to six weeks after application for water/sewer taps. Call Utilities at 893-7575 for technical assistance.

Planning
Planning Plan Review Code 806

- To hear results, call IVR again. Once the plans are approved, proceed to Central Permitting for permits

Building Inspections
Building Plan Review Code 802

- Call the voice permitting system at 910-893-7527 and give code 802 for building plan review.
- For new housing/set up permits ensure you meet E 911 / Addressing prior to calling for final inspection.
- To hear results, call IVR again. Once the plans are approved, proceed to Central Permitting for permits

E911 Addressing

- Address numbers shall be mounted on the house, 3 inches high (5" for commercial).
- Numbers must be a contrasting color from house, must be clearly visible night and day at entrance of driveway if home is 100 ft or more from road, or if mailbox is on opposite side of road.
- Once you purchase permits and footing inspection has been approved call the voice permitting system at 910-893-7527 for address confirmation.
- To hear results, call IVR again.

Applicant Signature: [Signature] Date: 4-15-05