

Initial Application Date: ~~Sept 23 '05~~  
10/17/05

*JM*

Application # 0450008785R

Central Permitting 102 E. Front Street, Lillington, NC 27546 Phone: (910) 893-4759 Fax: (910) 893-2793 www.harnett.org

Applicant: The Well Built House INC Mailing Address: 737 E Maple Ln.  
City: Fayetteville - Virginia State: NC Zip: 27526 Phone #: 919-369-5681  
APPLICANT: R.L. Properties LLC Mailing Address: 221 Pope Rd  
City: Angier State: NC Zip: 27501 Phone #: 639-4295

PROPERTY LOCATION: SR #: \_\_\_\_\_ SR Name: Wyndham Place Drive  
Address: 100 Wyndham Place Drive  
Parcel: 04-0664-0038-05 PIN: 0604-88-9649  
Zoning: R-30 Subdivision: Wyndham Place Lot #: 5 Lot Size: .87  
Flood Plain: NO Panel: 50 Watershed: IV Deed Book/Page: 01939/0563 Plat Book/Page: \_\_\_\_\_  
DIRECTIONS TO THE PROPERTY FROM LILLINGTON: Hwy 210 to Angier (D) on 55 Approx 1/2 mile to Rowls Church Rd Turn (D) Approx 4 miles Wyndham Place is on the (D)

PROPOSED USE:  
 SFD (Size 54 x 51.5 # Bedrooms 3 # Baths 2 Basement (w/wo bath) NA Garage 2 car Deck \_\_\_\_\_ Crawl Space Slab  
 Multi-Family Dwelling No. Units \_\_\_\_\_ No. Bedrooms/Unit \_\_\_\_\_  
 Manufactured Home (Size \_\_\_\_\_ x \_\_\_\_\_) # of Bedrooms \_\_\_\_\_ Garage \_\_\_\_\_ Deck \_\_\_\_\_  
 Number of persons per household \_\_\_\_\_  
 Business Sq. Ft. Retail Space \_\_\_\_\_ Type \_\_\_\_\_  
 Industry Sq. Ft. \_\_\_\_\_ Type \_\_\_\_\_  
 Church Seating Capacity \_\_\_\_\_ Kitchen \_\_\_\_\_  
 Home Occupation (Size \_\_\_\_\_ x \_\_\_\_\_) # Rooms \_\_\_\_\_ Use \_\_\_\_\_  
Additional Information: \_\_\_\_\_  
 Accessory Building (Size \_\_\_\_\_ x \_\_\_\_\_) Use \_\_\_\_\_  
 Addition to Existing Building (Size \_\_\_\_\_ x \_\_\_\_\_) Use \_\_\_\_\_  
 Other \_\_\_\_\_  
Additional Information: Revision done per customer.

Water Supply:  County  Well (No. dwellings \_\_\_\_\_)  Other \_\_\_\_\_ Environmental Health Site Visit Date: \_\_\_\_\_  
Sewage Supply:  New Septic Tank  Existing Septic Tank  County Sewer  Other \_\_\_\_\_  
Erosion & Sedimentation Control Plan Required? YES NO  
Property owner of this tract of land own land that contains a manufactured home w/in five hundred feet (500') of tract listed above? YES NO  
Structures on this tract of land: Single family dwellings 1 proposed SFD Manufactured homes \_\_\_\_\_ Other (specify) None

Required Residential Property Line Setbacks:	Minimum	Actual
Front	35	70.61
Rear	25	100+
Side	10	47.20
Corner	20	2
Nearest Building	10	0

If permits are granted I agree to conform to all ordinances and the laws of the State of North Carolina regulating such work and the specifications or plans submitted. I hereby swear that the foregoing statements are accurate and correct to the best of my knowledge.

Brian Commanck  
Signature of Owner or Owner's Agent

Sept. 23 05  
Date

\*\*This application expires 6 months from the initial date if no permits have been issued\*\*

A RECORDED SURVEY PLAT AND RECORDED DEED ARE REQUIRED WHEN APPLYING FOR A LAND USE APPLICATION

06/04

10/19 N

SITE PLAN APPROVAL

DISTRICT RA30 USE SFD

#BEDROOMS 3

10/17/05

ZONING ADMINISTRATOR

*[Signature]*

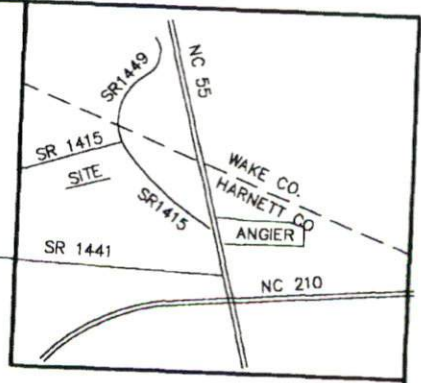
38,073 SQ. FT.  
0.87 ACRES

(6)


(5)

(4)

(30)



GRAPHIC SCALE



( IN FEET )  
1 inch = 40 ft.



N 31°16'07" W  
62.09'

30' RIPARIAN BUFFER

20' DRAINAGE EASEMENT  
313.91'

192.04'

N 43°10'33" E

S 65°43'17" W

69.79'

20.44'

11.67'  
10.0'  
12.67'  
9.67'  
2.00'

9.17'  
4.00'  
13.50'  
11.87'  
10.00'  
4.00'  
15.67'  
22.67'

PROPOSED HOUSE

PROPOSED DRIVE

295.65'


61.37'

S 24°12'17" E  
15.68'

(166.50')  
(S 41°11'21" E)

R=285.00' L=168.96'

WYNDHAM PLACE DRIVE  
50' Public R/W



(9)

Harnett County Planning Department

PO Box 65, Lillington, NC 27546  
910-893-7527

Revision

X

Environmental Health New Septic Systems Test

Environmental Health Code 800

Notes - Permit

- Place "property flags" in each corner of lot. All property lines must be clearly flagged approximately every 50 feet between corners.
- Place "house corner flags" at each corner of where the house/manufactured home will sit. Use additional flagging to outline driveways, garages, decks, out buildings, swimming pools, etc.
- Place flags at locations as developed on site plan by Customer Service Technician and you.
- Place Environmental Health "orange" card in location that is easily viewed from road.
- If property is thickly wooded, Environmental Health requires that you clean out the undergrowth to allow the soil evaluation to be performed. Inspectors should be able to walk freely around site. *No grading of property should be done.*
- After preparing proposed site call the voice permitting system at 910-893-7527 and give code 800 for Environmental Health confirmation. Please note confirmation number given at end of recording for proof of request.
- To hear results, call IVR again. Once approved, proceed to Central Permitting for permits

Trans # Press #1 to get Cent.

Environmental Health Existing Tank Inspections

Environmental Health Code 800

- Place Environmental Health "orange" card in location that is easily viewed from road.
- Prepare for inspection by removing soil over door as diagram indicates. Loosen trap door cover. (Unless inspection is for a septic tank in a mobile home park)
- After preparing trapdoor call the voice permitting system at 910-893-7527 and give code 800 for Environmental Health confirmation. Please note confirmation number given at end of recording for proof of request.
- To hear results, call IVR again. Once approved, proceed to Central Permitting for permits

Health and Sanitation Inspections

Health and Sanitation Plan Review 826

- After submitting plans for food and lodging, call the voice permitting system at 910-893-7527 and give code 826 for Health and Sanitation confirmation. Please note confirmation number given at end of recording for proof of request.
- To hear results, call IVR again. Once approved, proceed to Central Permitting for permits

Fire Marshal Inspections

Fire Marshall Plan Review Code 804

- Call the voice permitting system at 910-893-7527 and give code 804 for plan review. Please note confirmation number given at end of recording for proof of request.
- To hear results, call IVR again. Once approved, proceed to Central Permitting for permits
- Pick up Fire Marshal's letter and place on job site until work is completed.

Public Utilities

- Place stake with "orange" tape/name thirty feet (30) from the center of the road at the location you wish to have water tap installed.
- Allow four to six weeks after application for water/sewer taps. Call Utilities at 893-7575 for technical assistance.

Building Inspections

- Call the voice permitting system at 910-893-7527 to schedule inspections. Please note confirmation number given at end of recording for proof of request.
- For new housing/set up permits must meet E 911 / Addressing guidelines prior to calling for final inspection.
- To hear results of inspections, call IVR again.

E911 Addressing

Addressing Confirmation Code 814

- Address numbers shall be mounted on the house, 3 inches high (5" for commercial).
- Numbers must be a contrasting color from house, must be clearly visible night and day at entrance of driveway if home is 100 ft or more from road, or if mailbox is on opposite side of road.
- Once you purchase permits and footing inspection has been approved call the voice permitting system at 910-893-7527 and give code 814 for address confirmation. This must be called in even if you have contacted E911 for verbal confirmation

Applicant Signature: Brian Commas Date: Oct 17 2005