

Initial Application Date: 3-13-01

Application #01- 50001497

COUNTY OF HARNETT LAND USE APPLICATION

Comp 619  
3914101

Planning Department

102 E. Front Street, Lillington, NC 27546

Phone: (910) 893-7525

Fax: (910) 893-2793

LANDOWNER: Claude Wigglesworth Address: 372 Lakeridge Drive  
City: Cameron State: NC Zip: 28326 Phone #: 919-499-1015

APPLICANT: Claude or Donna Wigglesworth Address: SAME  
City: \_\_\_\_\_ State: \_\_\_\_\_ Zip: \_\_\_\_\_ Phone #: \_\_\_\_\_

PROPERTY LOCATION: SR #: 1201 SR Name: Pindroosa Road  
Parcel: 09-9566-01-0001-12 PIN: 9565-79-6983  
Zoning: RA20K Subdivision: Mire Branch Est. Lot #: 94 Lot Size: .67 AC  
Flood Plain: X Panel: 150 Watershed: N/A Deed Book/Page: 156/943 Plat Book/Page: F/86D

DIRECTIONS TO THE PROPERTY FROM LILLINGTON: 27 West Towards Cameron  
Cross over 87 (staying on 27) go about 3 miles you want  
to go to Mire Branch Estates (on the Rt side of Rd)  
Enter subdivision at stop sign house sits directly in front of you.

PROPOSED USE: white 2-story finished in Hunter Green.  
 Sg. Family Dwelling (Size \_\_\_ x \_\_\_) # of Bedrooms \_\_\_\_\_ Basement \_\_\_\_\_ Garage \_\_\_\_\_ Deck \_\_\_\_\_  
 Multi-Family Dwelling No. Units \_\_\_\_\_ No. Bedrooms/Unit \_\_\_\_\_  
 Manufactured Home (Size \_\_\_ x \_\_\_) # of Bedrooms \_\_\_\_\_ Garage \_\_\_\_\_ Deck \_\_\_\_\_

GARY  
Webb  
(1992-93)

Comments: \_\_\_\_\_  
 Number of persons per household \_\_\_\_\_  
 Business Sq. Ft. Retail Space \_\_\_\_\_ Type \_\_\_\_\_  
 Industry Sq. Ft. \_\_\_\_\_ Type \_\_\_\_\_  
 Home Occupation (Size \_\_\_ x \_\_\_) # Rooms \_\_\_\_\_ Use \_\_\_\_\_  
 Accessory Building (Size \_\_\_ x \_\_\_) Use \_\_\_\_\_  
 Addition to Existing Building (Size 22 x 22) Use Family Room  
 Other \_\_\_\_\_

Water Supply:  County  Well (No. dwellings \_\_\_\_\_)  Other \* Existing tank.  
Sewer:  Septic Tank Existing:  YES  NO  County  Other but would like it  
Erosion & Sedimentation Control Plan Required? YES  NO  moved to existing  
Structures on this tract of land: Single family dwellings  Manufactured homes  Other (specify) new location 15x15 storage shed  
Property owner of this tract of land own land that contains a manufactured home w/in five hundred feet (500') of tract listed above? YES  NO  NO

Required Property Line Setbacks:	Minimum	Actual	Minimum	Actual
Front	<u>30</u>	<u>35+</u>	Rear	<u>124'</u>
Side	<u>10</u>	<u>7.50</u>	Corner	<u>62'</u>
Nearest Building	<u>10</u>			

If permits are granted I agree to conform to all ordinances and the laws of the State of North Carolina regulating such work and the specifications or plans submitted. I hereby swear that the foregoing statements are accurate and correct to the best of my knowledge.

Claude Wigglesworth  
Signature of Applicant

12 Mar 2001  
Date

EBB BLDRS. INC.  
DB 693, PG. 433

VICINITY MAP N.T.S.

26° 36' 57" E EIR  
148.84'  
(TIE LINE)  
N.T.S.

PC.F. SL.86-D  
1992

N 58° 36' 57" E SIR  
84.54'

S 28° 36' 03" W  
150.00'  
(TIE LINE)  
N.T.S.

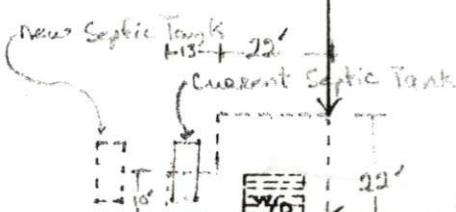
PLAN APPROVAL  
DISTRICT KAZOR USE  
#BEDROOMS  
3-13-01

MIKE BRANCH EST.  
PC.F, SL.86-D  
Zoning Administrator

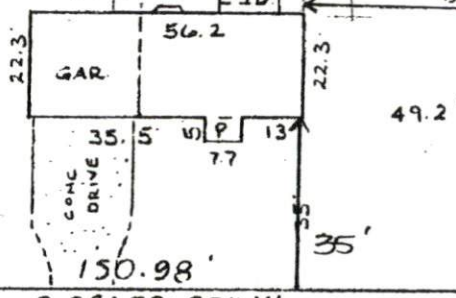
(97)

0.67 AC.

N 28° 31' 09" W  
244.39'



71.0  
↑  
existing storage shed



Ch = 56.20'  
L = 56.64'  
R = 131.31'  
S 40° 58' 31" W SIR

S 61° 23' 57" E  
175.00'

MIKE BRANCH EST.  
SEC. 4, PC.F, SL.86-D (95)

LAKERIDGE DRIVE

60' R/W

N 53° 31' W  
60.57'  
(TIE LINE)  
N.T.S.


**Required Property Line Setbacks**

	Minimum	Actual
Front	35'	35'
Side	10'	124'
Corner	—	50'
Rear	25'	124'
Nearest Building	10'	—

PINERIDGE DRIVE

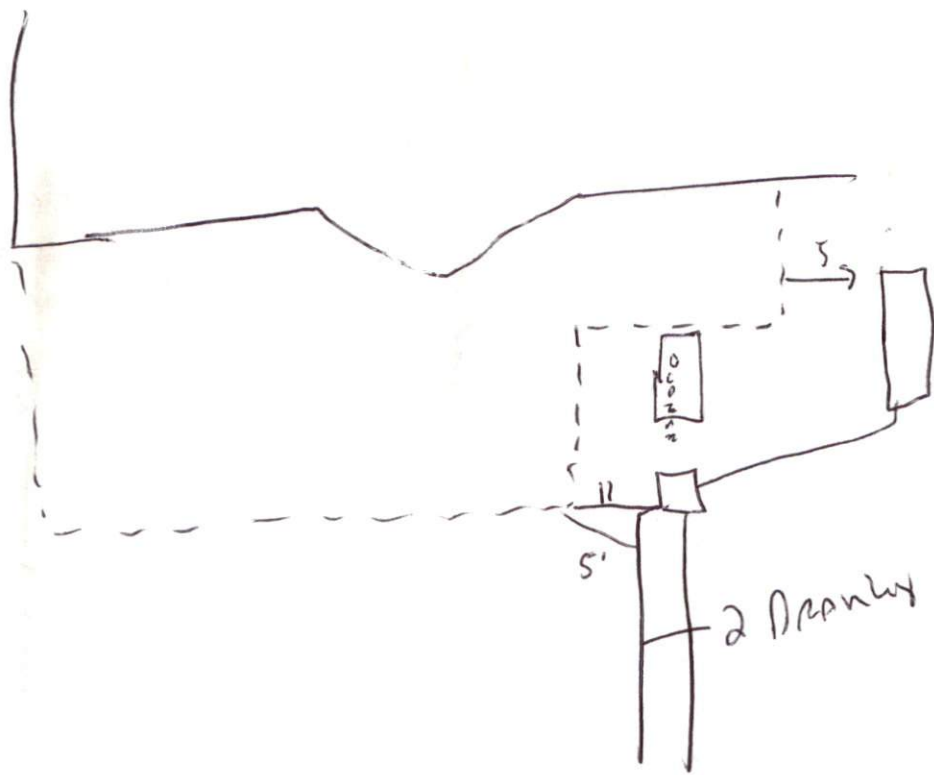
60' R/W  
60' 40'

BAR-GRAPH:



**OWNER:** CLAUDE S. WIGGLESWORTH  
**WIFE:** LORI A. WIGGLESWORTH  
**SUBDIVISION:** Boundary Map For  
MIKE BRANCH ESTATES Sec. 4  
CAMERON HARNETT COUNTY  
**SCALE:** 1" = 40'

**DEED BK.** \_\_\_\_\_ **PG.** \_\_\_\_\_  
**PLAT BK.** F \_\_\_\_\_ **PG.** 86D  
**TOWNSHIP:** Johnsonville  
**NORTH CAROLINA**  
**NOTEBOOK NO.** \_\_\_\_\_



Set  
New  
Tank  
Pump Disinfest  
Destory old  
Tank

If you  
cannot  
Achieve  
Right  
Tank  
height  
for  
Fall  
from  
House to  
Tank to  
existing

Pump may  
Be Required

