

NAME: _____

APPLICATION #: _____

This application to be filled out when applying for a septic system inspection.

County Health Department Application for Improvement Permit and/or Authorization to Construct

IF THE INFORMATION IN THIS APPLICATION IS FALSIFIED, CHANGED, OR THE SITE IS ALTERED, THEN THE IMPROVEMENT PERMIT OR AUTHORIZATION TO CONSTRUCT SHALL BECOME INVALID. The permit is valid for either 60 months or without expiration depending upon documentation submitted. (Complete site plan = 60 months; Complete plat = without expiration)

910-893-7525 option 1

CONFIRMATION # _____

- Environmental Health New Septic System Code 800**
 - **All property irons must be made visible.** Place "pink property flags" on each corner iron of lot. All property lines must be clearly flagged approximately every 50 feet between corners.
 - Place "orange house corner flags" at each corner of the proposed structure. Also flag driveways, garages, decks, out buildings, swimming pools, etc. Place flags per site plan developed at/for Central Permitting.
 - Place orange Environmental Health card in location that is easily viewed from road to assist in locating property.
 - If property is thickly wooded, Environmental Health requires that you clean out the undergrowth to allow the soil evaluation to be performed. Inspectors should be able to walk freely around site. **Do not grade property.**
 - **All lots to be addressed within 10 business days after confirmation. \$25.00 return trip fee may be incurred for failure to uncover outlet lid, mark house corners and property lines, etc. once lot confirmed ready.**
 - After preparing proposed site call the voice permitting system at 910-893-7525 option 1 to schedule and use code 800 (after selecting notification permit if multiple permits exist) for Environmental Health inspection. **Please note confirmation number given at end of recording for proof of request.**
 - Use Click2Gov or IVR to verify results. Once approved, proceed to Central Permitting for permits.
- Environmental Health Existing Tank Inspections Code 800**
 - Follow above instructions for placing flags and card on property.
 - Prepare for inspection by removing soil over outlet end of tank as diagram indicates, and lift lid straight up (if possible) and then put lid back in place. (Unless inspection is for a septic tank in a mobile home park)
 - **DO NOT LEAVE LIDS OFF OF SEPTIC TANK**
 - After uncovering outlet end call the voice permitting system, at 910-893-7525 option 1 & select notification permit if multiple permits, then use code 800 for Environmental Health inspection. **Please note confirmation number given at end of recording for proof of request.**
 - Use Click2Gov or IVR to hear results. Once approved, proceed to Central Permitting for remaining permits.

SEPTIC
If applying for authorization to construct please indicate desired system type(s): can be ranked in order of preference, must choose one.

- Accepted Innovative Conventional Any
 Alternative Other _____


The applicant shall notify the local health department upon submittal of this application if any of the following apply to the property in question. If the answer is "yes", applicant **MUST ATTACH SUPPORTING DOCUMENTATION**:

- YES NO Does the site contain any Jurisdictional Wetlands?
 YES NO Do you plan to have an irrigation system now or in the future?
 YES NO Does or will the building contain any drains? Please explain. _____
 YES NO Are there any existing wells, springs, waterlines or Wastewater Systems on this property?
 YES NO Is any wastewater going to be generated on the site other than domestic sewage?
 YES NO Is the site subject to approval by any other Public Agency?
 YES NO Are there any Easements or Right of Ways on this property?
 YES NO Does the site contain any existing water, cable, phone or underground electric lines?
 If yes please call No Cuts at 800-632-4949 to locate the lines. This is a free service.

Have Read This Application And Certify That The Information Provided Herein Is True, Complete And Correct. Authorized County And State Officials Are Granted Right Of Entry To Conduct Necessary Inspections To Determine Compliance With Applicable Laws And Rules. Understand That I Am Solely Responsible For The Proper Identification And Labeling Of All Property Lines And Corners And Making The Site Accessible So That A Complete Site Evaluation Can Be Performed.

Robert W. Allen
PROPERTY OWNERS OR OWNERS LEGAL REPRESENTATIVE SIGNATURE (REQUIRED)

3/17/14
DATE





HARNETT COUNTY ENVIROMENTAL HEALTH

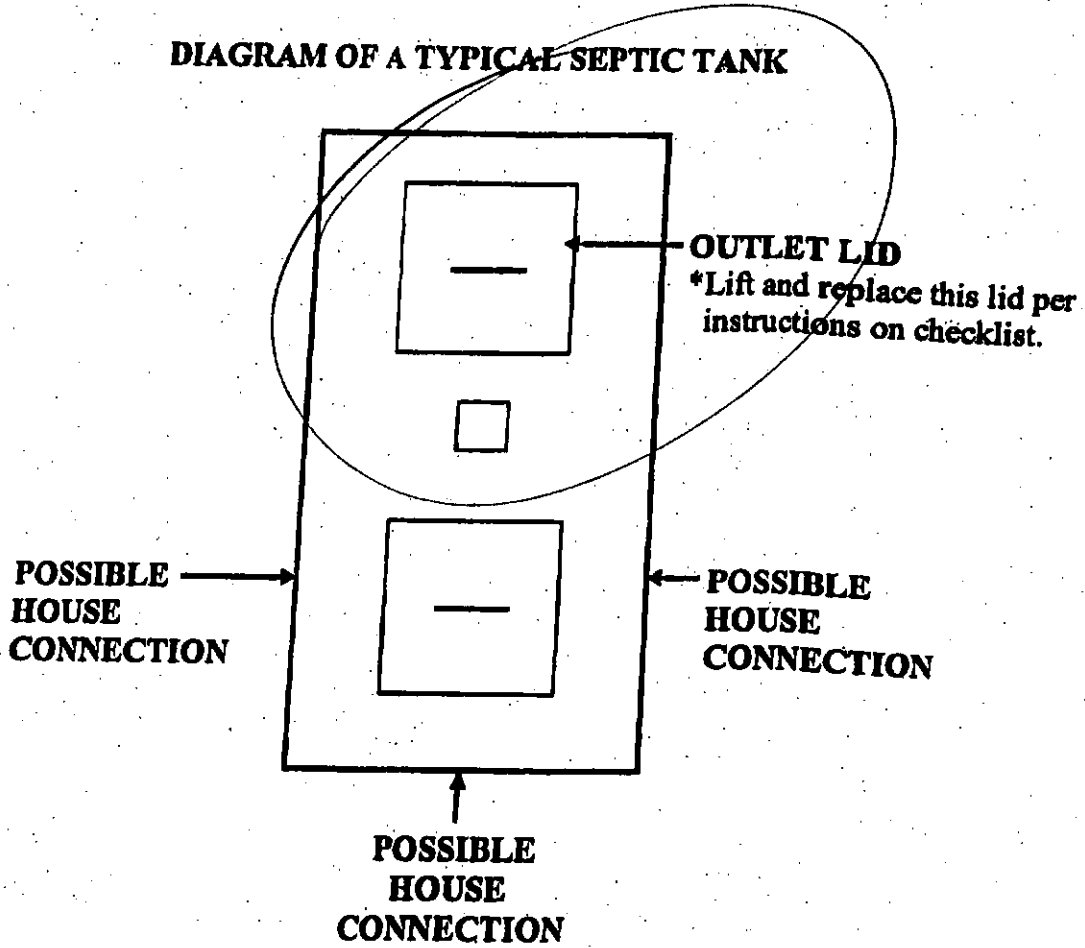
SEPTIC TANK DIAGRAM


Harnett
COUNTY


NORTH CAROLINA
strong roots • new growth

HOW TO PROPERLY IDENTIFY YOUR TANK'S LID(S)

DIAGRAM OF A TYPICAL SEPTIC TANK



 **SQUARE** (Shown on diagram)

 **RECTANGLE** (Older tanks)

 **ROUND**



HARNETT COUNTY ENVIRONMENTAL HEALTH

SITE PREPARATION

Harnett
C O U N T Y

NORTH CAROLINA
strong roots • new growth

HOW TO PROPERLY MARK PROPERTY FOR SOIL EVALUATION

