



Scope of Work for:

25 Lenoir Dr.

Spring Lake, NC 28390

*CrawlSeal System to include the following:

-20 ml Vapor Barrier installed wall to wall with 100% floor coverage. All sections of liner will be overlapped a minimum of 1' and will be seamed together, attached with tape.

--Wrap all existing CMU/Brick Piers 20 ml Vapor Barrier. Contractor will leave a termite inspection gap at the top of each pier. The liner will be fastened to the pier and the top edge of the liner will be sealed with caulking.

-All Vents will be sealed from inside the crawl space with R-10 Rigid 2" Foam Sheathing.

*AprilAire E100 Dehumidifier install - unit specifications on page 2

*Existing R-19 insulation will remain in the floor system.

Using Existing Electrical

TARHEEL™

BASEMENT SYSTEMS

A Groundworks Company

SPECIFICATIONS		
Capacity		
	@ 80°F/60% RH	100 ppd
	@ 73°F/60% RH	85 ppd
Energy Factor		
	@ 80°F/60% RH	2.6 L/kW-h
	@ 73°F/60% RH	2.35 L/kW-h
Airflow @ varying E.S.P. (external static pressure - dry coil)		
	0.0" w.c.	280 CFM
	0.2" w.c.	245 CFM
	0.4" w.c.	210 CFM
Voltage, phase, frequency		120VAC, 1 phase, 60 Hz
Current draw⁽¹⁾		6.9 Amps
Noise		55 dBA ducted
Dimensions: (cabinet only)⁽²⁾		Width: 14" Height: 15" Length: 26"
Unit Weight		64 lbs.
Shipping Weight		82 lbs.
Inlet air operating conditions during		
-Dehumidification:		50°F-104°F, 40°F dew point min.
-Ventilation:		40°F-140°F, 0%-99% RH (non-condensing)
<small>⁽¹⁾Rated capacity, energy factor and current draw measured at 80°F/60% RH inlet air at 0.0 ESP.</small>		
<small>⁽²⁾Height does not include adjustable feet. The width excludes the filter doors and length excludes the duct collars.</small>		

Name:
Eulogio Caraballo
Address:
25 Lenoir Dr. Spring
Lake, NC 28390

Customer Number:
258225



Date:
19 JUNE 25

Jordan Betts
Tarheel Basement Systems
Certified Foundation and
Waterproofing Inspector
984-389-7855
Jordan.betts@tarheelbasementsystems.com








Description of work: 1108 SQFT of Crawlseal
Aquastop Airsystem to replace the fan that is currently
installed in the crawlspace.
Aquastop crawlspace single
Airsystem duct kit.
Insulation removal















Legend:

 -Crawlspace Fan
 -Airsystem Duct Kit

PRODUCT KEY

-  PolyRenewal
-  2-Part (Stabilize)
-  Crack Repair
-  Control Joint Seal
-  Previously Injected

PRODUCT KEY

-  Sump Pump
-  Crawl Drain
-  Yard Well
-  Box Drain
-  ExtremeBloc
-  CrawISeal
-  Air System
-  Electrical Outlet
-  Floor Joist
-  Main Beam
-  Steel I-Beam
-  Intellijack
-  Shim
-  Helical Pier

