



**Scope of Work for:**  
**248 Woodview Ct.**  
**Fuquay Varina, NC 27526**

\*CrawlSeal System to include the following:

-20 ml Vapor Barrier installed wall to wall with 100% floor coverage. All sections of liner will be overlapped a minimum of 1' and will be seamed together, attached with tape.

--Wrap all existing CMU/Brick Piers 20 ml Vapor Barrier. Contractor will leave a termite inspection gap at the top of each pier. The liner will be fastened to the pier and the top edge of the liner will be sealed with caulking.

-All Vents will be sealed from inside the crawl space with R-10 Rigid 2" Foam Sheathing.

\*AprilAire E100 Dehumidifier install - unit specifications on page 2

~~\*Existing R-19 insulation will remain in the floor system.~~ ← See plan below

\*Extreme Block - R-10 Rigid 2" Foam Sheathing - Wall Insulation installed with a 3-4" termite inspection reveal left at the top of the foundation wall. All vents will be sealed from the inside.

Using Existing Electrical










# TARHEEL™

## BASEMENT SYSTEMS

A Groundworks Company

SPECIFICATIONS		
<b>Capacity</b>		
	@ 80°F/60% RH	100 ppd
	@ 73°F/60% RH	85 ppd
<b>Energy Factor</b>		
	@ 80°F/60% RH	2.6 L/kW-h
	@ 73°F/60% RH	2.35 L/kW-h
<b>Airflow @ varying E.S.P. (external static pressure - dry coil)</b>		
	0.0" w.c.	280 CFM
	0.2" w.c.	245 CFM
	0.4" w.c.	210 CFM
<b>Voltage, phase, frequency</b>		120VAC, 1 phase, 60 Hz
<b>Current draw<sup>(1)</sup></b>		6.9 Amps
<b>Noise</b>		55 dBA ducted
<b>Dimensions: (cabinet only)<sup>(2)</sup></b>		Width: 14" Height: 15" Length: 26"
<b>Unit Weight</b>		64 lbs.
<b>Shipping Weight</b>		82 lbs.
<b>Inlet air operating conditions during</b>		
<b>-Dehumidification:</b>		50°F-104°F, 40°F dew point min.
<b>-Ventilation:</b>		40°F-140°F, 0%-99% RH (non-condensing)
<small><sup>(1)</sup>Rated capacity, energy factor and current draw measured at 80°F/60% RH inlet air at 0.0 ESP.</small>		
<small><sup>(2)</sup>Height does not include adjustable feet. The width excludes the filter doors and length excludes the duct collars.</small>		

Legend	
	Sump Pump
	Yard Well
	Xtreme Block
	Crawl Drain
	Air System
	Column
	Electrical Outlet

Date: <b>6/12/25</b>		Client: <b>Jaime Monroe-Paschall</b>
Site: <b>248 Woodview Court Fuquay-Varina NC 27526</b>		
Project: <b>257984</b>	Revision:	Inspector: <i>Zach Kilber</i>
Recommendations: Crawl Seal 1 Air System Remove Insulation/Biocide Spray Ex Block Foundation Wall Rim Joist Insulation Sump Pump		All Projects Are Subject to Engineering and Permitting Approvals

