



Scope of Work for:
110 Country Walk Ln.
Sanford, NC 27332

*CrawlSeal System to include the following:

- 20 ml Vapor Barrier installed wall to wall with 100% floor coverage. All sections of liner will be overlapped a minimum of 1' and will be seamed together, attached with Christmas Tree fasteners, and caulked.
- Install WallSeal on basement walls to help prevent water vapor and moisture intrusion as well as direct wall leakage to the waterproofing system. (12 ml Vapor Barrier on Walls)
- Wrap all existing CMU/Brick Piers 20 ml Vapor Barrier. Contractor will leave a termite inspection gap at the top of each pier. The liner will be fastened to the pier and the top edge of the liner will be sealed with caulking.
- All Vents will be sealed from inside the crawl space with R-10 Rigid 2" Foam Sheathing.

*AprilAire E100 Dehumidifier install - unit specifications on page 2

*Existing R-19 insulation will remain in the floor system.

Using Existing Electrical

TARHEEL™

BASEMENT SYSTEMS






A Groundworks Company

SPECIFICATIONS		
Capacity		
	@ 80°F/60% RH	100 ppd
	@ 73°F/60% RH	85 ppd
Energy Factor		
	@ 80°F/60% RH	2.6 L/kW-h
	@ 73°F/60% RH	2.35 L/kW-h
Airflow @ varying E.S.P. (external static pressure - dry coil)		
	0.0" w.c.	280 CFM
	0.2" w.c.	245 CFM
	0.4" w.c.	210 CFM
Voltage, phase, frequency		120VAC, 1 phase, 60 Hz
Current draw⁽¹⁾		6.9 Amps
Noise		55 dBA ducted
Dimensions: (cabinet only)⁽²⁾		Width: 14" Height: 15" Length: 26"
Unit Weight		64 lbs.
Shipping Weight		82 lbs.
Inlet air operating conditions during		
-Dehumidification:		50°F-104°F, 40°F dew point min.
-Ventilation:		40°F-140°F, 0%-99% RH (non-condensing)
<small>⁽¹⁾Rated capacity, energy factor and current draw measured at 80°F/60% RH inlet air at 0.0 ESP.</small>		
<small>⁽²⁾Height does not include adjustable feet. The width excludes the filter doors and length excludes the duct collars.</small>		

CFI: Joshua Zinkan
Project: Crawlspace
Date: 1 March 2025
Homeowner: Melissa and Chip
Recommendations: Encap and Drainage

All projects subject to permit/engineer approval



KEY	
	Pump
	Discharge Line
	Yard-well
	Air System
	Electrical outlet

