



Scope of Work for:

913 S 13th St.

Erwin, NC 28339

*CrawlSeal System to include the following:

-20 ml Vapor Barrier installed wall to wall with 100% floor coverage. All sections of liner will be overlapped a minimum of 1' and will be seamed together, attached with Christmas Tree fasteners, and caulked.

-Install WallSeal on basement walls to help prevent water vapor and moisture intrusion as well as direct wall leakage to the waterproofing system. (12 ml Vapor Barrier on Walls)

-Wrap all existing CMU/Brick Piers 20 ml Vapor Barrier. Contractor will leave a termite inspection gap at the top of each pier. The liner will be fastened to the pier and the top edge of the liner will be sealed with caulking.

-All Vents will be sealed from inside the crawl space with R-10 Rigid 2" Foam Sheathing.

*AprilAire E100 Dehumidifier install - unit specifications on page 2

*R-19 Insulation installed in the rim joist cavities.

*Extreme Block - R-10 Rigid 2" Foam Sheathing - Wall Insulation installed with a 3-4" termite inspection reveal left at the top of the foundation wall. All vents will be sealed from the inside.

Using Existing Electrical

TARHEEL™

BASEMENT SYSTEMS









A Groundworks Company

SPECIFICATIONS	
Capacity	
@ 80°F/60% RH	100 ppd
@ 73°F/60% RH	85 ppd
Energy Factor	
@ 80°F/60% RH	2.6 L/kW-h
@ 73°F/60% RH	2.35 L/kW-h
Airflow @ varying E.S.P. (external static pressure - dry coil)	
0.0" w.c.	280 CFM
0.2" w.c.	245 CFM
0.4" w.c.	210 CFM
Voltage, phase, frequency	120VAC, 1 phase, 60 Hz
Current draw⁽¹⁾	6.9 Amps
Noise	55 dBA ducted
Dimensions: (cabinet only)⁽²⁾	Width: 14" Height: 15" Length: 26"
Unit Weight	64 lbs.
Shipping Weight	82 lbs.
Inlet air operating conditions during	
-Dehumidification:	50°F-104°F, 40°F dew point min.
-Ventilation:	40°F-140°F, 0%-99% RH (non-condensing)
⁽¹⁾ Rated capacity, energy factor and current draw measured at 80°F/60% RH inlet air at 0.0 ESP.	
⁽²⁾ Height does not include adjustable feet. The width excludes the filter doors and length excludes the duct collars.	

CFI: Joshua Zinkan
Project: Crawlspace
Date: 1 Feb 2025
Homeowner: Freddie Stuart
Recommendations: Sister 7 Joists and install 10' S beam. Encap

All projects subject to permit/engineer approval



KEY	
	Pump
	Discharge Line
	Yard-well
	Air System
	Electrical outlet
	Intellijack
	Main Beam 3ply
	Joist

