

# HAL OWEN & ASSOCIATES, INC.

SOIL & ENVIRONMENTAL SCIENTISTS

P.O. Box 400, Lillington, NC 27546-0400  
Phone (910) 893-8743 / Fax (910) 893-3594  
www.halowensoil.com

Site Address: 1622 Raynor McLamb Rd

County: Harnett PIN 0545-78-2993.000

LHD Reference: BRES2501-0016 HOA Permit #: HOA-AOWE-2412-05

Applicant:

Name: Clayton Homes

Address: 3340 Gillespie St, Fayetteville, NC 28306

I, TERESA MCCRAY, acknowledge receipt of the Licensed

Soil Scientist Report which includes:

- Signed and sealed copy of the AOWE's report that includes the information in G.S. 130A-336.2(k)
- Authorization to Operate
- Operation and Management Program

I accept the septic system installation and understand that I will be responsible for continued adherence to the Operations and Management program established by the AOWE.

Signed by:  
  
88FF24DE3B3F42A...

Signature

6/30/2025

Date

# HAL OWEN & ASSOCIATES, INC.

SOIL & ENVIRONMENTAL SCIENTISTS

P.O. Box 400, Lillington, NC 27546-0400

Phone (910) 893-8743 / Fax (910) 893-3594

www.halowensoil.com

26 June 2025

Clayton Homes  
3340 Gillespie St  
Fayetteville, NC 28306

Reference: LSS Report for Authorization to Operate (ATO)  
1622 Raynor McLamb Rd, Linden, NC 28356  
LHD # BRES2501-0016  
AOWE # HOA-AOWE-2412-05

Dear Clayton Homes,

**This LSS Report is being provided pursuant to and meets the requirements of G.S. 130A-336.** This report is based on information provided by the property owner or their representative. Hal Owen & Associates, Inc. is not responsible for false or misleading information that may have been provided to us in pursuit of this permit, nor for concealed conditions on the property. Hal Owen & Associates Inc. does not warrant that the septic system will continue to function satisfactorily in the future.

The septic system for the above referenced property has been installed and was inspected by Hal Owen & Associates staff on 26 June 2025. The system has been installed in compliance with applicable NC General Statutes, Rules for Sewage Treatment and Disposal, and all conditions of the AOWE Permit.

Enclosed with this report are the *Septic System Final Inspection Report*, As-Built map (Figure 1), and *Operation and Management Program*.

You will need to sign a document confirming receipt of this report and acceptance of the installed system (pg 1) and submit this report to the Local Health Department (LHD). The LHD shall issue a certificate of occupancy upon receipt of a complete ATO.

I appreciate the opportunity to provide this service. If you have any questions or need additional information, please contact me at your convenience.



Sincerely,

A handwritten signature in black ink that reads "Hal Owen".

Hal Owen  
Licensed Soil Scientist  
Authorized Onsite Wastewater Evaluator

## Contacts

### APPLICANT

Applicant Name	Clayton Homes
Mailing Address	3340 Gillespie St, Fayetteville, NC 28306
Telephone Number	910-424-8600
E-mail Address	HC196@claytonhomes.com

### SOIL SCIENTIST

Company Name	Hal Owen & Associates, Inc.
Mailing Address	PO Box 400, Lillington, NC 27546
Telephone Number	910-893-8743 Fax: 910-893-3594
E-mail Address	hal@halowensoil.com
Licensed Soil Scientist	Hal Owen, LSS#1102 and AOWE# 10036E
System Designer	Jocelyn Proulx
System Inspector	Jocelyn Proulx #9943I

### INSTALLER

Company Name	J & L Septic Services, LLC
Mailing Address	3142 Chason Rd, Parkton, NC 28371
Telephone Number	(910) 723-0174
Installer & Certification #	Frankie L. Jones #3640

### LOCAL HEALTH DEPARTMENT

Agency Name	Harnett County Health Department Environmental Health Division
Mailing Address	307 W Cornelius Harnett Blvd, Lillington, NC 27546
Telephone Number	(910) 893-7547
LHD Application #	BRES2501-0016

## Septic System Final Inspection Report

### Property Identifiers

County	Harnett	PIN	0545-78-2993.000
Size (Acre)	1.93	County PID	
Site Address	1622 Raynor McLamb Rd, Linden, NC 28356		
S/D Name and Lot#	Lot 1		

### System Description

Facility Type	Single Family Residence
Basement	No
Basis of flow	3 bedrooms
Wastewater Strength	Domestic
Design Wastewater Flow	360 gpd
Water Supply	Public
.0403 Eng Low Flow	No
Soil LTAR	0.50
System Type	IIb

### Installation

Date	26 June 2025
System Inspector	Jocelyn Proulx, #99431
Installer	Frankie L. Jones #3640

### Septic Tank:

Volume (gallons)	1000
Brand and Tank ID#	SHOAF STB-760
Date of Manufacture	NA
Certified watertight	NA
Distance to Structure	10'
Elevation of tank inlet	3' 2"
Elevation of tank outlet	3' 4"

### Effluent Filter:

Make and Model	Polylok PL-68
----------------	---------------

### Distribution:

Supply Line Length to Distribution	25'
Supply Line Diameter	3"
Distribution Device:	Distribution Box
Number of outlets (laterals)	3



Drainfield:

Type	Quick4 Standard Chamber
Distance to Structure	40'
Distance to Well	NA

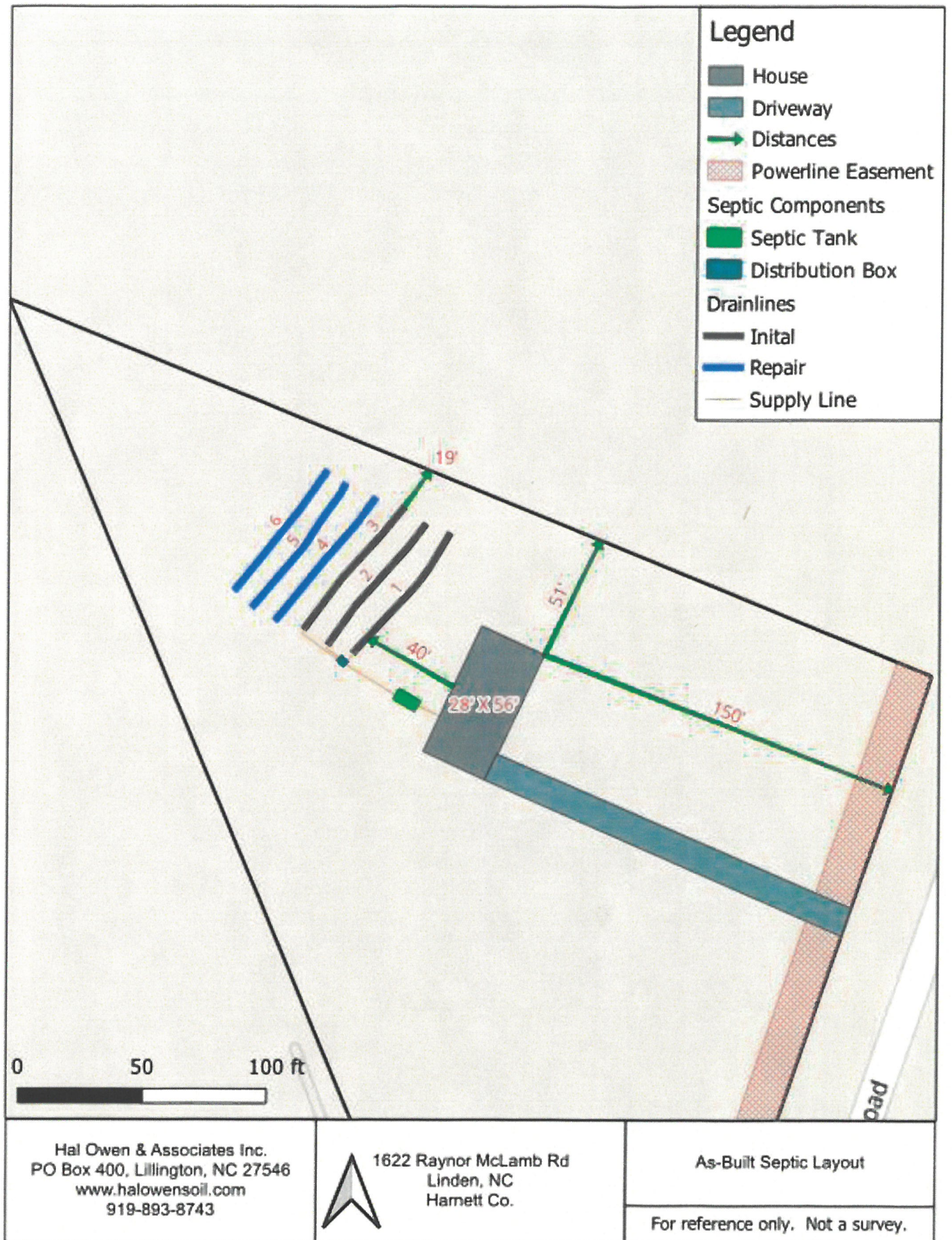
Trench Depth	24"	Trench width	36"
Trench Spacing	9'	Aggregate	chamber
	<u>Length (ft)</u>	<u>Start</u>	<u>Middle</u>
Line 1	60	6' 11"	6' 11"
Line 2	60	7' 3"	7' 3"
Line 3	60	8' 6"	8' 6"
Total	180		

All elevations are given as relative grade rod reading.

Notes:

\*Along the eastern side of the house, there is a ditch which must be dug further to outlet the rainwater away from the septic field. \*

\*All gutter drains must outlet away from the septic system. \*



LSS Report for Authorization to Operate (ATO)

1622 Raynor McLamb Rd, Linden, NC 28356

AOWE# HOA-AOWE-2412-05


26 June 2025

5














## Operation and Management Program

In accordance with G.S. § 130A-336.2, the owner is responsible for continued adherence to the operations and management program. Septic systems safely treat and dispose of wastewaters produced in the bathroom, kitchen, and laundry. These wastewaters may contain disease-causing germs and pollutants that must be treated to protect human health and the environment. Septic systems must be properly used, operated, and maintained by the homeowner to assure the long-term performance of the system.

### PERMIT CONDITIONS:

- I. Performance: System shall perform in accordance with Section .1300.
- II. Monitoring: As required by Section .1300.
- III. Maintenance: Ground absorption sewage treatment and disposal systems shall be checked, and the contents of the septic tank removed, periodically from all compartments, to ensure proper operation of the system. The contents shall be pumped whenever the solids level is found to be more than 1/3 of the liquid depth in any compartment.
- Other: \_\_\_\_\_
- Subsurface system operator required? Yes \_\_\_\_\_ No X
- If yes, see attached sheet for additional operation conditions, maintenance and reporting.
- IV. Operation: \_\_\_\_\_
- V. Other: \_\_\_\_\_

**TABLE XXXII.** Management responsibilities based on wastewater system classification type and description.

System Classification Type and Description	LHD Compliance Inspection Frequency	Management Entity	Management Entity Minimum Maintenance Inspection Frequency
IIb- Accepted wastewater gravity system	N/A	Owner	N/A

## **KNOW WHERE YOUR SEPTIC SYSTEM IS LOCATED**

Your property has an onsite subsurface sewage waste disposal system. Familiarize yourself with the location of the system including the tanks, distribution devices, and disposal fields (including repair area). These areas shall be protected from excavation, building additions, outbuildings, pool construction, and soil disturbing activities. Prohibit vehicular traffic over the ground absorption field.

## **DAY-TO-DAY MANAGEMENT**

Don't use too much water.

- ◆ The drainfield does not have unlimited capacity.
- ◆ Typical daily water use is 50 gallons per person.
- ◆ The soil drainfield usually has a maximum daily design capacity of 120 gallons per bedroom, even for short periods of time.
- ◆ Overloads can occur seasonally, daily, or on the weekend.
- ◆ Water conservation will extend the life of your system.
- ◆ Repair dripping faucets and toilets.

Limit disposal to sewage.

- ◆ Don't use your septic tank as a trash can for cigarette butts, tissues, sanitary napkins, cotton swabs, cat box litter, coffee grounds, or disposable diapers.
- ◆ Restrict the use of your garbage disposal. These add quite a lot of extra solids.
- ◆ Don't pour grease or cooking oil down the drain.
- ◆ Don't poison your system with harmful chemicals such as solvents, oils, paints, thinners, discarded medications, disinfectants, pesticides, poisons, and other substances.
- ◆ Save money. Commercial septic tank additives are usually not necessary.

Protect the system from physical damage (site maintenance).

- ◆ Keep the soil over the drainfield covered with vegetation to prevent soil erosion.
- ◆ Don't drive vehicles over the system.
- ◆ Avoid construction over the system and repair area.
- ◆ Don't cover the tank or drainfield with asphalt or concrete.
- ◆ Do not install irrigation systems over your drainfield as these could damage the system and/or hydraulically overload the soils.

Dispose of all wastewater in an approved system.

- ◆ Don't put in a separate pipe to carry wash waters to a side ditch or the woods. This is illegal.
- ◆ Don't connect pipes from air conditioners or ice makers to the septic system.



### **PERIODIC MAINTENANCE AND REPAIR**

Home and yard (site maintenance):

- ◆ Protect and maintain the site of your septic tank and drainfield.
- ◆ In the drainfield area, cut down and remove trees that like wet conditions. This includes willows, elms, sweetgums, and some maples.
- ◆ Landscape the yard to divert surface waters away from the tank and drainfield. Eliminate depressional areas within the drainfield.
- ◆ Be sure that the water from the roof, gutters, and foundation drains does not flow over the system.
- ◆ Maintain drainage ditches, subsurface tiles, and drainage outlets so that water can flow freely from them.

Septic tank:

- ◆ Ensure tank risers remain accessible for measuring and pumping solids as well as cleaning the effluent filter.
- ◆ Measure how quickly sludge and scum accumulate in the tank. Pump septage when solids occupy 1/3 to 1/4 of the liquid capacity of the tank (frequency 1 to 3 years).
- ◆ Don't wait until your drainfield fails to have your tank pumped. By then, the drainfield may be ruined. With septic systems, an ounce of prevention is worth a ton of cure!

Table 1. Estimated septic tank inspection and pumping frequency (in years). Tank Size (gallons)

	Number of People Using the System				
Tank Size (gallons)	1	2	4	6	8
900	11	5	2	1	<1
1000	12	6	3	2	1
1250	16	8	3	2	1
1500	19	9	4	3	2



**SIGNS OF POSSIBLE SEPTIC SYSTEM PROBLEMS**

- ◆ Sewage backing up into your toilets, tubs, or sinks.
- ◆ Slowly draining fixtures, particularly after it has rained.
- ◆ The smell of raw sewage accompanied by soggy soil or sewage discharged over the ground or in nearby ditches or woods.
- ◆ Don't attempt to repair a failing system yourself. Get a repair permit and hire an experienced contractor.

**REGULATIONS AND PRECAUTIONS:**

- ◆ Sewage contains germs that can cause diseases. Never enter a septic tank. Toxic and explosive gases in the tank present a hazard. Old tanks may collapse. Electrical controls present a shock and spark hazard. Secure the septic tank lid so that children cannot open it.

For more information about septic systems, contact your county Extension agent or local health department. <https://content.ces.ncsu.edu/septic-system-owners-guide>

Experience and study have shown that pressure manifold systems require routine maintenance in order to function properly. Items 1, 4, and 6 are also recommended for conventional septic systems. The maintenance schedule frequency is as follows:

<u>System Component</u>	<u>Frequency</u>	<u>Maintenance</u>
Septic Tank	6-12 months  1-3 years	Check riser condition (must be accessible from ground surface), excess in/exfiltration, entry of water at riser, and solids accumulation. Check and clean septic tank filter. Pump septage when 1-3 to ¼ of the liquid capacity of the tank is occupied by solids.
Pump or Dosing Tank	6-12 months	Check riser conditions (must be accessible from ground surface), excess in/exfiltration, entry of water at riser, and solids accumulation. Pump sludge accumulation as required and when septic tank is pumped. Check pump(s), controls, floats, electrical connections, and alarm for proper operation. Wash (hose) sludge accumulation from pump housing.
Supply Lines (Manifold)	6-12 months	Check for settling, pipe exposure and leakage
Ground Absorption Field	1-4 weeks  6-12 months	Maintain vegetative cover (mow grass and remove weeds and brush). Check for settling, erosion and surfacing effluent. Check site drainage, eliminate low or settled areas and divert surface or shallow groundwater movement around fields.
Pressure Manifold	6-12 months	Flush sludge from pressure manifold (any discharge sludge and effluent is to be treated with a chlorine solution). Check and reset pressure head.
General	At all times	Prohibit vehicular or equipment traffic on ground absorption field. Prohibit tillage (gardening) or other soil disturbance over septic field. Practice water conservation to reduce wastewater load on system. Do not permit entry of grease and non-domestic waste to system. Use of garbage disposal is prohibited. Addition of chemical or biological additives has <u>not</u> been demonstrated to be necessary to maintain proper system function. Prevention of root intervention on lateral lines and trenches may be necessary on certain sites. Surface and groundwater diversion structures must be maintained.

**PREVENTIVE MAINTENANCE RECORD**

Your Septic System Pumper

Name: \_\_\_\_\_

Address: \_\_\_\_\_

Phone: \_\_\_\_\_ Email: \_\_\_\_\_

Date System Installed:

Date	Work Done	Firm	Cost

**NORTH CAROLINA FARM BUREAU MUTUAL INSURANCE COMPANY, INC.**

**CERTIFICATE OF LIABILITY INSURANCE**

THIS CERTIFICATE IS ISSUED AS A MATTER OF INFORMATION ONLY AND CONFERS NO RIGHTS UPON THE CERTIFICATE HOLDER. THIS CERTIFICATE DOES NOT AFFIRMATIVELY OR NEGATIVELY AMEND, EXTEND OR ALTER THE COVERAGE AFFORDED BY THE POLICIES BELOW. THIS CERTIFICATE OF INSURANCE DOES NOT CONSTITUTE A CONTRACT BETWEEN THE ISSUING INSURER(S), AUTHORIZED REPRESENTATIVE OR PRODUCER, AND THE CERTIFICATE HOLDER.

**IMPORTANT:** If the certificate holder is an ADDITIONAL INSURED, the policy(ies) must be endorsed. If SUBROGATION IS WAIVED, subject to the terms and conditions of the policy, certain policies may require an endorsement. A statement on this certificate does not confer rights to the certificate holder in lieu of such endorsement(s).

**INSURED** J & L SEPTIC SERVICES LLC  
**NAME AND** 3142 CHASON RD  
**ADDRESS** PARKTON NC 28371-9600

**CERTIFICATE** HAL OWEN & ASSOCIATES  
**HOLDER** PO BOX 400  
 LILLINGTON NC 27546  
 jocelyn@halowensoil.com

**COVERAGES**

THIS IS TO CERTIFY THAT THE POLICIES OF INSURANCE LISTED BELOW HAVE BEEN ISSUED TO THE INSURED NAMED ABOVE FOR THE POLICY PERIOD INDICATED. NOTWITHSTANDING ANY REQUIREMENT, TERM OR CONDITION OF ANY CONTRACT OR OTHER DOCUMENT WITH RESPECT TO WHICH THIS CERTIFICATE MAY BE ISSUED OR MAY PERTAIN, THE INSURANCE AFFORDED BY THE POLICIES DESCRIBED HEREIN IS SUBJECT TO ALL THE TERMS, EXCLUSIONS AND CONDITIONS OF SUCH POLICIES. LIMITS SHOWN MAY HAVE BEEN REDUCED BY PAID CLAIMS.

X	TYPE OF INSURANCE	ADDL INSD	SUBR WVD	POLICY NUMBER	POLICY EFF (MM/DD/YYYY)	POLICY EXP (MM/DD/YYYY)	LIMITS
<input checked="" type="checkbox"/>	COMMERCIAL GENERAL LIABILITY - OCCURRENCE  GEN'L AGGREGATE APPLIES PER POLICY			GL 0551362	4/27/2025	4/27/2026	GENERAL AGGREGATE \$2,000,000 PRODUCTS - COMP/OPS AGGREGATE \$2,000,000 PERSONAL & ADV INJURY \$1,000,000 EACH OCCURRENCE \$1,000,000 DAMAGE TO RENTED PREMISES (Ea Occurrence) \$100,000 MED EXP (Any one person) \$5,000
<input type="checkbox"/>	BUSINESSOWNERS						EACH OCCURRENCE \$ AGGREGATE \$
<input type="checkbox"/>	AUTOMOBILE LIABILITY						COMBINED SINGLE LIMIT (Each accident) \$
<input type="checkbox"/>	SCHEDULED AUTOS						BODILY INJURY (Per person) \$
<input type="checkbox"/>	HIRED AUTOS						BODILY INJURY (Per accident) \$
<input type="checkbox"/>	NON-OWNED AUTOS						PROPERTY DAMAGE (Per accident) \$
<input type="checkbox"/>	GARAGE LIABILITY						
<input type="checkbox"/>	(Other)						
<input type="checkbox"/>	EXCESS LIABILITY - OCCURRENCE						EACH OCCURRENCE \$ AGGREGATE \$
<input checked="" type="checkbox"/>	WORKERS COMPENSATION AND EMPLOYERS' LIABILITY  POLICY APPLIES TO THE WORKERS COMPENSATION LAW IN THE STATE OF NC	N/A		WC 0263659	4/27/2025	4/27/2026	WC STATUTORY LIMITS E.L. EACH ACCIDENT \$1,000,000 E.L. DISEASE - EA EMPLOYEE \$1,000,000 E.L. DISEASE - POLICY LIMIT \$1,000,000
<input type="checkbox"/>	OTHER:						

**DESCRIPTION OF OPERATIONS / LOCATIONS / VEHICLES:**

**CANCELLATION**

SHOULD ANY OF THE ABOVE DESCRIBED POLICIES BE CANCELLED BEFORE THE EXPIRATION DATE THEREOF, NOTICE WILL BE DELIVERED IN ACCORDANCE WITH THE POLICY PROVISIONS.

**AUTHORIZED REPRESENTATIVE**

DATE 6/26/2025

*Christa Owen*