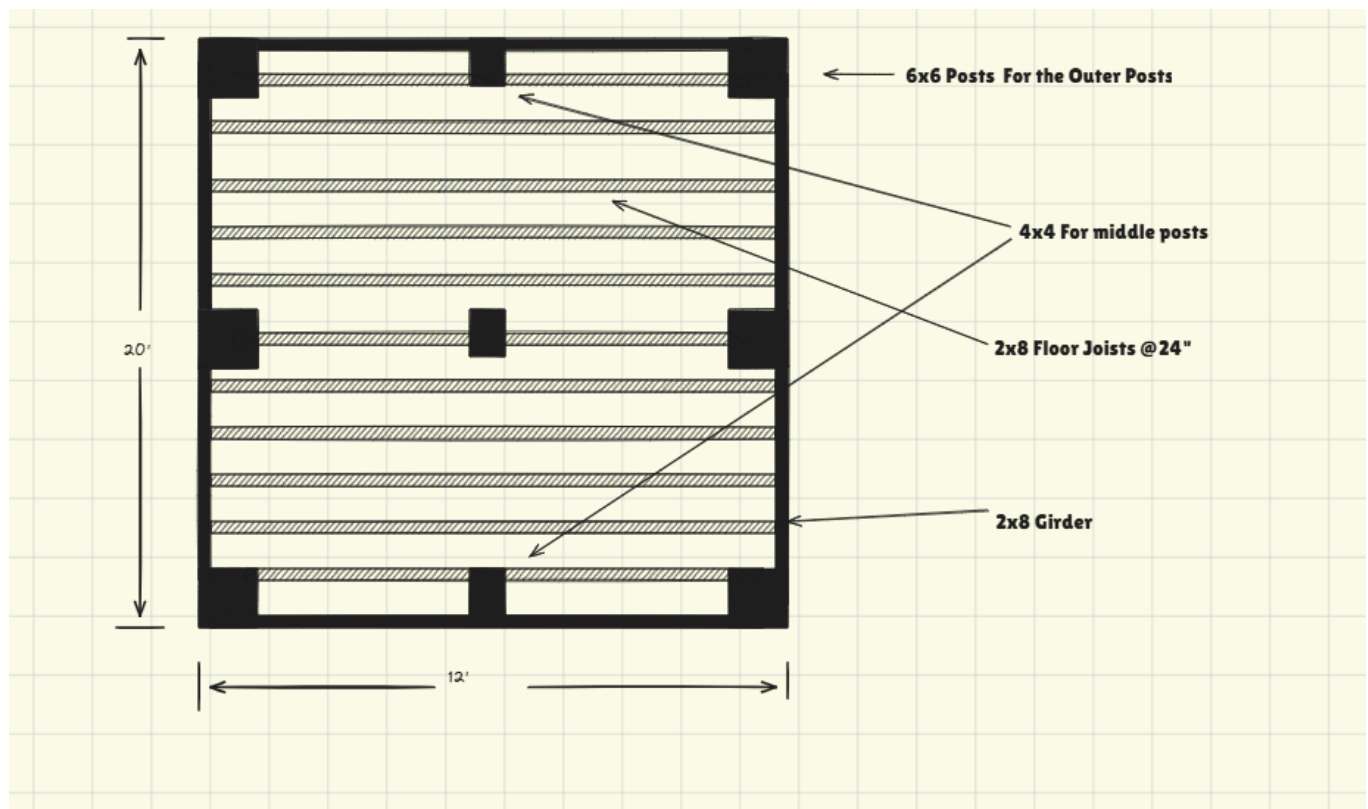


Screen Porch Plan

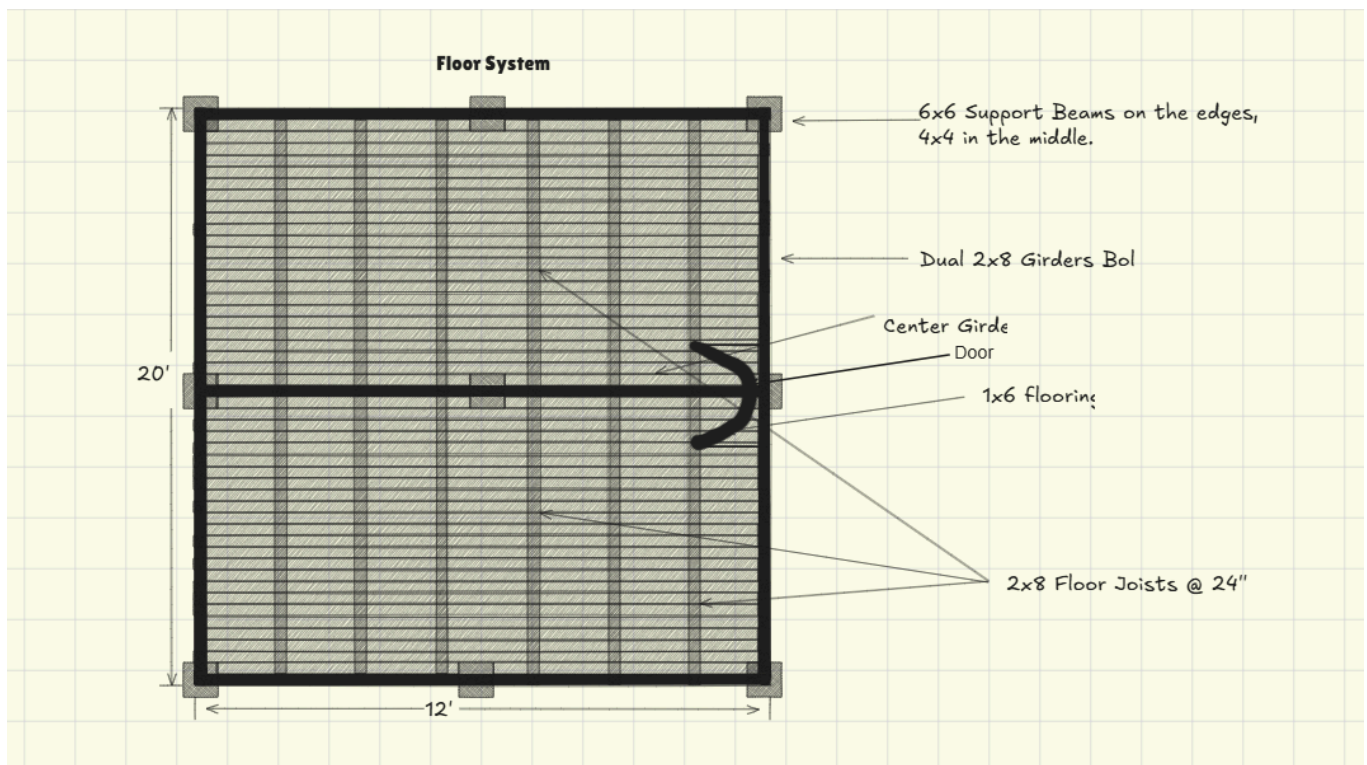
Foundation

- 6 , 6x6 support beams on the outside and 3, 4x4 support beams in the middle for the porch foundation and roof support, 2' deep with 150 lbs of concrete poured in.
- Support beams will span through the porch foundation to support the roof. They will be interconnected as needed.
- Porch will be 12' x 20'
- Posts on the side of the house will be close to the house, but not connected to the house structure.



Porch Floor


- Porch floor will be about 9" high from ground level.
- Porch Floor will be 1" x 6" wood planks.
- 2x8 Joists installed @ 24" apart
- Screen door at the center , 30" x 80"
- 4x4 posts to support the screen @ 4' apart



Porch Roofing

- Support for the roof to be provided by the Foundation beams that span through the porch.
- 2x8 double bolted girder to support the rafters.
- 2x6 , 20 footer Rafter @ 16" apart
- 1/2" plyboard to be used on top of the roof rafter for roof materials.
- Roof Beam locations are displayed in the image below:

Roof Beams and Rafters



Roof Pitch

