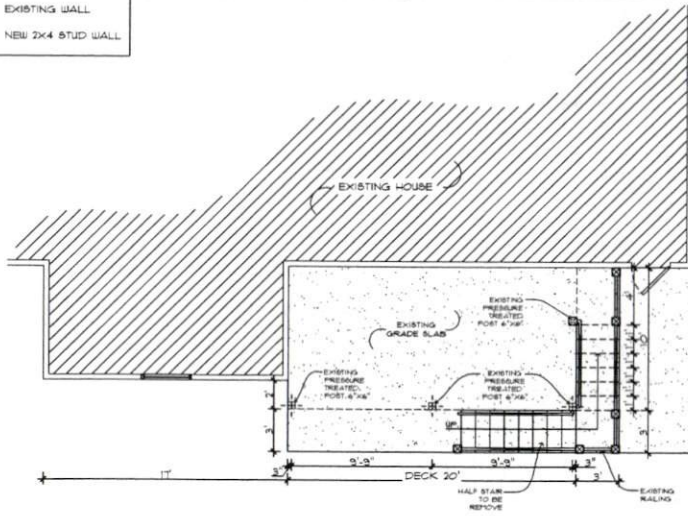
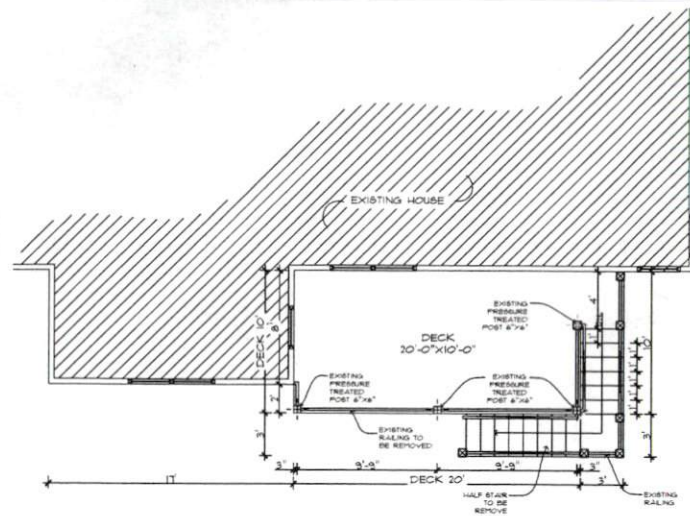


WALL LEGEND

- EXISTING WALL
- NEW 2x4 STUD WALL

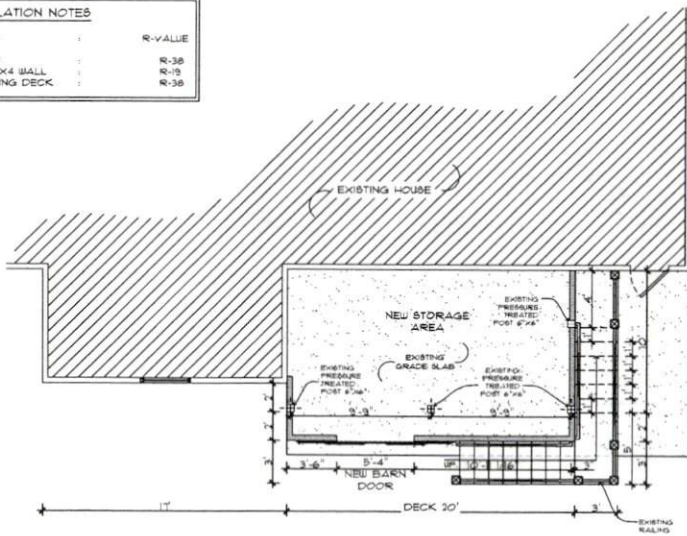


1 EXISTING FIRST FLOOR PLAN
A-1.1 SCALE: 1/4"=1'-0"

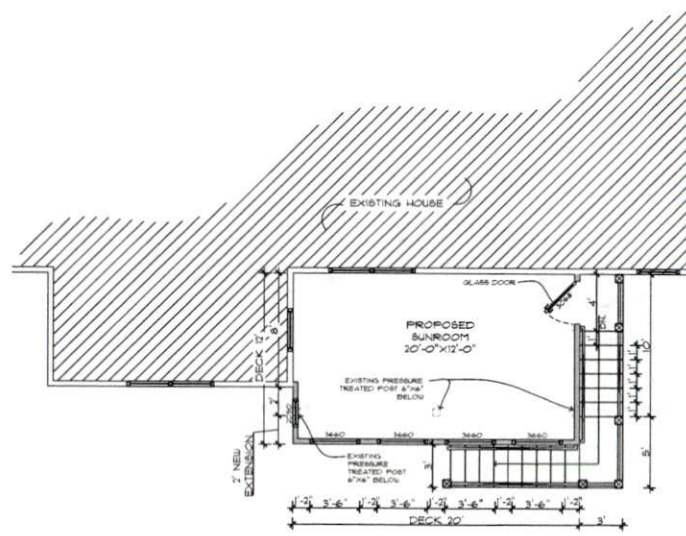


2 EXISTING SECOND FLOOR PLAN
A-1.1 SCALE: 1/4"=1'-0"

INSULATION NOTES	
AREA	R-VALUE
ROOF	R-38
NEW 2x4 WALL	R-19
EXISTING DECK	R-38



3 PROPOSED FIRST FLOOR PLAN
A-1.1 SCALE: 1/4"=1'-0"



4 PROPOSED SECOND FLOOR PLAN
A-1.1 SCALE: 1/4"=1'-0"

- NOTES:**
1. NOMINATED CONTRACTOR SHALL CHECK AND VERIFY ALL HEIGHTS, LEVELS AND DIMENSIONS ON SITE PRIOR TO COMMENCING CONSTRUCTION.
 2. NOMINATED CONTRACTOR TO CHECK AND LOCATE ALL EXISTING PUBLIC UTILITY LINES AND SERVICES ON SITE PRIOR TO CONSTRUCTION.
 3. THIS DRAWING SHALL BE READ IN CONJUNCTION WITH PROJECT'S SPECIFICATIONS AND ALL RELEVANT DOCUMENTS.
 4. CONTRACTOR SHALL NOT SCALE OFF DRAWINGS.
 5. REFER TO STRUCTURAL ENGINEERS DRAWINGS FOR ALL STRUCTURAL MEMBER, REGISTERED ENGINEER'S DRAWINGS AND SPECIFICATIONS OVERSEE ALL DESIGN.
 6. CONTRACTOR TO GROUND ON SITE. IN THE EVENT THAT ANY UNSTABLE OR SOFT GROUND IS ENCOUNTERED A REGISTERED ENGINEER MUST BE CONTACTED FOR FURTHER DIRECTIONAL.
 7. IF NOMINATED CONTRACTOR ENCOUNTERS ANY DISCREPANCIES IN THESE DRAWINGS, MACHINERSON ARCHITECTURE LTD. MUST BE CONTACTED BEFORE PROCEEDINGS.
 8. NOMINATED CONTRACTOR SHALL SUPPLY AND FIT ALL NECESSARY FLASHINGS AND SEALANTS ACCORDING TO ROOFING STANDARDS TO PROVIDE A COMPLETE WEATHER-TIGHT BUILDING.
 9. IT IS THE RESPONSIBILITY OF THE MAIN CONTRACTOR TO ADDRESS ARCHITECTURE OF ANY CHANGES THAT OCCUR OR THAT HAD FROM PLANS.
 10. ALL STRUCTURAL TIMBER TO BE A-GRADE.

Revison:

Designer:

LBP no.:

Drawn:

Scale:

Date: 10 SEP 2024

Project:

90 VAIL CT,
SANFORD, NC
27332, USA

TITLE:

EXISTING AND PROPOSED FLOOR PLAN