
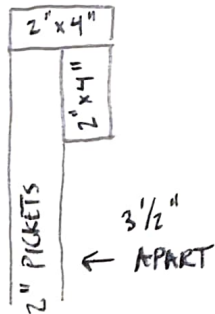
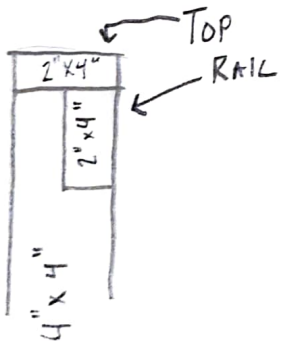


DECKING  
 5/4-IN X 6"  
 PRESSURE TREATED



TOP VIEW  
 (DECKING)



← RAILING

SIDE VIEW

HOUSE

2" x 8" DOUBLED UP

NEW 6" x 6" POSTS

7'3"

EXISTING 6" x 6" POST

10'

2" x 8"

1' ON CENTER

EXISTING DECK

2" x 8"

14'6"

PLATE

2" x 10"

6" x 6"

HOUSE

