

ENCLOSED BUILDING

**MAXIMUM 40'-0" WIDE X 20'-0" EAVE HEIGHT- BOX EAVE
FRAME**

14 December 2018

Revision 8

M&A Project No. 15130S/15207S/15209S/16155S/16207S/17155S/17200S/18068S/18290S

Prepared for:

Steel Building Structures, Inc.

P.O. Box 1287

Mt. Airy, NC 27030

Prepared by:

Moore and Associates Engineering and Consulting, Inc.

1009 East Avenue





















North Augusta, SC 29841

401 S. Main St., Suite 200

Mt. Airy, NC 27030



**MOORE AND ASSOCIATES
ENGINEERING AND CONSULTING**

**MOORE AND ASSOCIATES
ENGINEERING AND CONSULTING, INC.**

DRAWN BY: AT
CHECKED BY: PDH

STEEL BUILDING AND STRUCTURES INC.
PE COVER SHEET
40'-0"x20'-0" ENCLOSED BUILDING

THIS DOCUMENT IS THE PROPERTY OF MOORE AND ASSOCIATES ENGINEERING AND CONSULTING, INC. UNAUTHORIZED REPRODUCTION, COPYING, OR OTHERWISE USE OF THIS DOCUMENT IS STRICTLY PROHIBITED AND ANY INFREINGEMENT THEREUPON MAY BE SUBJECT TO LEGAL ACTION.

PROJECT MGR: VSM
CLIENT: SBST

DATE: 12-14-18
SHT. 1

SCALE: NTS
DWG. NO: SK-3

JOB NO: 172005/180605/182905
REV: 0



Professional Certification.
 I hereby certify that these documents were prepared or approved by me, and that I am a duly licensed professional engineer under the laws of the State of Maryland, License No. 49744, Expiration Date 6/6/20



**MOORE AND ASSOCIATES
 ENGINEERING AND CONSULTING, INC.**

DRAWN BY: AT

CHECKED BY: PDH

PROJECT MGR: VSM

CLIENT: SRSI

**STEEL BUILDING AND STRUCTURES INC.
 PE COVER SHEET
 40'-0"x20'-0" ENCLOSED BUILDING**

DATE: 12-14-18

SCALE: NTS

JOB NO: 172005/168903

SHT. 1A

DWG. NO SK-3

REV. 0

THIS DOCUMENT IS THE PROPERTY OF MOORE AND ASSOCIATES ENGINEERING AND CONSULTING. THE UNAUTHORIZED REPRODUCTION, COPYING, OR OTHERWISE USE OF THIS DOCUMENT IS STRICTLY PROHIBITED AND ANY INFRINGEMENT THEREUPON MAY BE SUBJECT TO LEGAL ACTION.

DRAWING INDEX

SHEET 1	PE SEAL COVER SHEET (1 OF 2)
SHEET 1A	PE SEAL COVER SHEET (2 OF 2)
SHEET 2	DRAWING INDEX
SHEET 3	INSTALLATION NOTES AND SPECIFICATIONS
SHEET 4	TYPICAL END ELEVATION
SHEET 4A	TYPICAL SIDE ELEVATION
SHEET 5	TYPICAL RAFTER/POST FRAME AND SIDE FRAMING SECTIONS
SHEET 6	TYPICAL RAFTER/POST FRAME AND SIDE FRAMING SECTIONS
SHEET 7	TYPICAL RAFTER/POST CONNECTION DETAILS
SHEET 8	TYPICAL RAFTER/POST CONNECTION DETAILS
SHEET 9	BASE RAIL ANCHORAGE
SHEET 10	TYPICAL ENDWALL FRAMING SECTIONS
SHEET 10A	TYPICAL ENDWALL OPENING FRAMING SECTIONS
SHEET 11	TYPICAL ENDWALL FRAMING SECTIONS
SHEET 11A	TYPICAL ENDWALL OPENING FRAMING SECTIONS
SHEET 12	TYPICAL SIDEWALL OPENING FRAMING SECTIONS
SHEET 13	WALL OPENING DETAILS
SHEET 14	WALL OPENING DETAILS
SHEET 15	LEAN-TO OPTIONS
SHEET 16	LEAN-TO OPTIONS
SHEET 17	VERTICAL ROOF/SIDING OPTION END ELEVATION
SHEET 17A	VERTICAL ROOF/SIDING OPTION SIDE ELEVATION
SHEET 18	VERTICAL ROOF/SIDING OPTION SECTION
SHEET 19	VERTICAL ROOF/SIDING OPTION SIDE FRAMING
SHEET 20	OPTIONAL BASE RAIL ON GRADE APPLICATION
SHEET 21	OPTIONAL BASE RAIL ON TIMBER BEAM
SHEET 22	OPTIONAL BASE RAIL ON TIMBER BEAM WITH SOIL NAIL
SHEET 23	OPTIONAL CONCRETE STRIP FOOTING
SHEET 24	OPTIONAL HEADER
SHEET 25	ADDITIONAL BASE RAIL ANCHORAGE OPTION

**MOORE AND ASSOCIATES
ENGINEERING AND CONSULTING, INC.**

DRAWN BY: AT

CHECKED BY: PDH

PROJECT MGR: VSM

CLIENT: SBSI

STEEL BUILDING AND STRUCTURES INC.
P.O. BOX 1287,
MOUNT AIRY, NC 27030
40'-0"X20'-0" ENCLOSED BUILDING

DATE: 12-14-18

SCALE: NTS

SHT. 2

DWG. NO: SK-3

REV: 0

**JOB NO: 17200S/
1806SS/18290S**

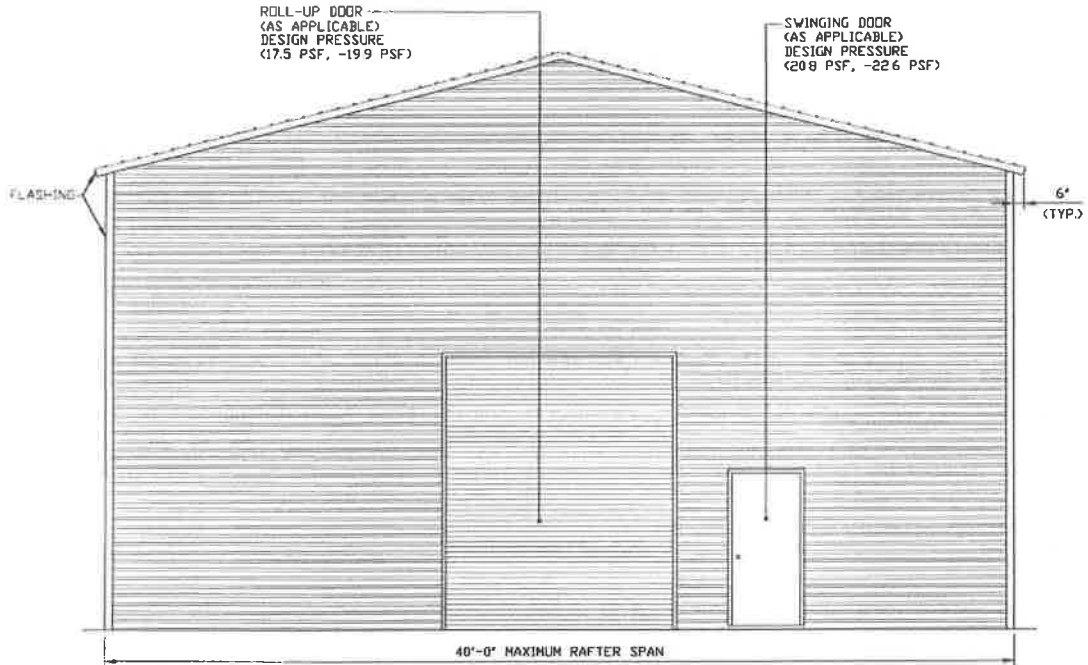
THIS DOCUMENT IS THE PROPERTY OF MOORE AND ASSOCIATES ENGINEERING AND CONSULTING. THE UNAUTHORIZED REPRODUCTION, COPYING, OR OTHERWISE USE OF THIS DOCUMENT IS STRICTLY PROHIBITED AND ANY INFRINGEMENT THEREUPON MAY BE SUBJECT TO LEGAL ACTION.

INSTALLATION NOTES AND SPECIFICATIONS

1. DESIGN IS FOR A MAXIMUM 40'-0" WIDE x 20'-0" EAVE HEIGHT ENCLOSED STRUCTURES.
2. DESIGN WAS DONE IN ACCORDANCE WITH THE 2017 FLORIDA BUILDING CODE (FBC) 6TH EDITION, 2018 NORTH CAROLINA BUILDING CODE, 2006 INTERNATIONAL BUILDING CODE (IBC), 2009 IBC, 2012 IBC AND 2015 IBC.
3. DESIGN LOADS ARE AS FOLLOWS:
 - A) DEAD LOAD = 1.5 PSF
 - B) ROOF LIVE LOAD = 12 PSF
 - C) GROUND SNOW LOAD = 35 PSF (UNBALANCED SNOW LOADS DUE TO DRIFTING HAVE NOT BEEN EVALUATED.)
4. ULTIMATE WIND SPEED 105 TO 140 MPH (NOMINAL WIND SPEED 81 TO 108 MPH); MAXIMUM RAFTER/POST AND END POST SPACING = 5.0 FEET (UNLESS NOTED OTHERWISE).
5. END WALL COLUMNS (POST) ARE EQUIVALENT TO SIDE WALL POSTS UNLESS NOTED OTHERWISE.
6. LOW HAZARD RISK CATEGORY I (WIND).
7. WIND EXPOSURE CATEGORY B.
8. SPECIFICATIONS APPLICABLE TO 29 GAUGE METAL PANELS FASTENED DIRECTLY TO 2 1/2" x 2 1/2" - 14 GAUGE STEEL TUBE FRAMING MEMBERS (UNLESS NOTED OTHERWISE).
9. AVERAGE FASTENER SPACING ON-CENTERS ALONG RAFTERS OR PURLINS, AND POSTS (INTERIOR OR END) = 8 INCHES.
10. FASTENERS CONSIST OF 1/4"x3/4" SELF-DRILLING FASTENERS WITH CONTROL SEAL WASHER. SPECIFICATIONS APPLICABLE ONLY FOR MEAN ROOF HEIGHT OF 20 FEET OR LESS, AND ROOF SLOPES OF 14° (3:12 PITCH). SPACING REQUIREMENTS FOR OTHER ROOF HEIGHTS AND/OR SLOPES MAY VARY.
11. WIND FORCES GOVERN OVER SEISMIC FORCES. SEISMIC PARAMETERS ANALYZED ARE:
 - SOIL SITE CLASS = D
 - RISK CATEGORY I/II/III
 - R = 3.25
 - S_{DS} = 2.039
 - S_{D1} = 1.258
 - I_e = 1.0
 - V = C_sW

MOORE AND ASSOCIATES ENGINEERING AND CONSULTING, INC.	DRAWN BY: AT	STEEL BUILDING AND STRUCTURES INC. P.O. BOX 1287, MOUNT AIRY, NC 27030 40'-0"x20'-0" ENCLOSED BUILDING		
	CHECKED BY: PMH			
THIS DOCUMENT IS THE PROPERTY OF MOORE AND ASSOCIATES ENGINEERING AND CONSULTING. THE UNAUTHORIZED REPRODUCTION, COPYING, OR OTHERWISE USE OF THIS DOCUMENT IS STRICTLY PROHIBITED AND ANY INFRINGEMENT THEREUPON MAY BE SUBJECT TO LEGAL ACTION.	PROJECT MGR: VSM	DATE: 12-14-18	SCALE: NTS	JOB NO: 172003/180683/182905
	CLIENT: SBSI	SHT. 3	DWG. NO: SK-3	REV: 8

BOX EAVE FRAME RAFTER ENCLOSED BUILDING



TYPICAL END ELEVATION-HORIZONTAL ROOF

SCALE: NTS

**MOORE AND ASSOCIATES
ENGINEERING AND CONSULTING, INC.**

DRAWN BY: AT

CHECKED BY: PDH

PROJECT MGR: VSM

CLIENT: SBSI

**STEEL BUILDING AND STRUCTURES INC.
P.O. BOX 1287,
MOUNT AIRY, NC 27030
40'-0"x20'-0" ENCLOSED BUILDING**

DATE: 12-14-18

SHT. 4

SCALE: NTS

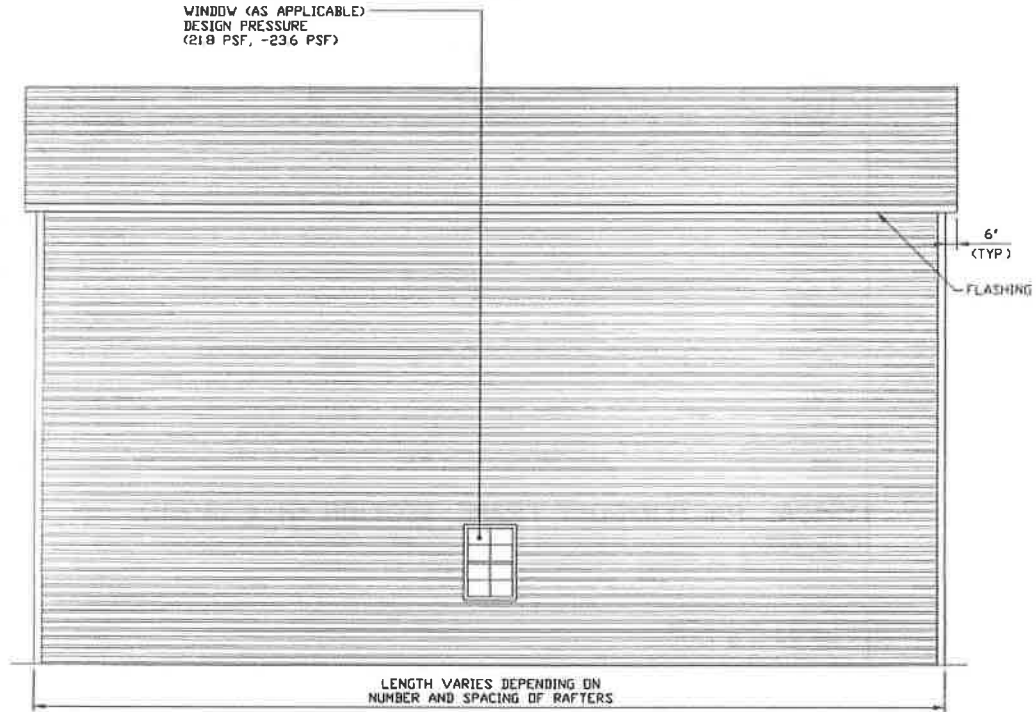
DWG. NO: SK-3

**JOB NO: 172005/
180663/182905**

REV: 8

THIS DOCUMENT IS THE PROPERTY OF MOORE AND ASSOCIATES ENGINEERING AND CONSULTING. THE UNAUTHORIZED REPRODUCTION, COPYING, OR OTHERWISE USE OF THIS DOCUMENT IS STRICTLY PROHIBITED AND ANY INFRINGEMENT THEREUPON MAY BE SUBJECT TO LEGAL ACTION.

BOX EAVE FRAME RAFTER ENCLOSED BUILDING



TYPICAL SIDE ELEVATION-HORIZONTAL ROOF
SCALE: NTS

**MOORE AND ASSOCIATES
ENGINEERING AND CONSULTING, INC.**

DRAWN BY: AT

CHECKED BY: PDH

PROJECT MGR: VSM

CLIENT: SRSI

STEEL BUILDING AND STRUCTURES INC.
P.O. BOX 1287
MOUNT AIRY, NC 27030
40'-0" x 20'-0" ENCLOSED BUILDING

DATE: 12-14-10

SHT. 4A

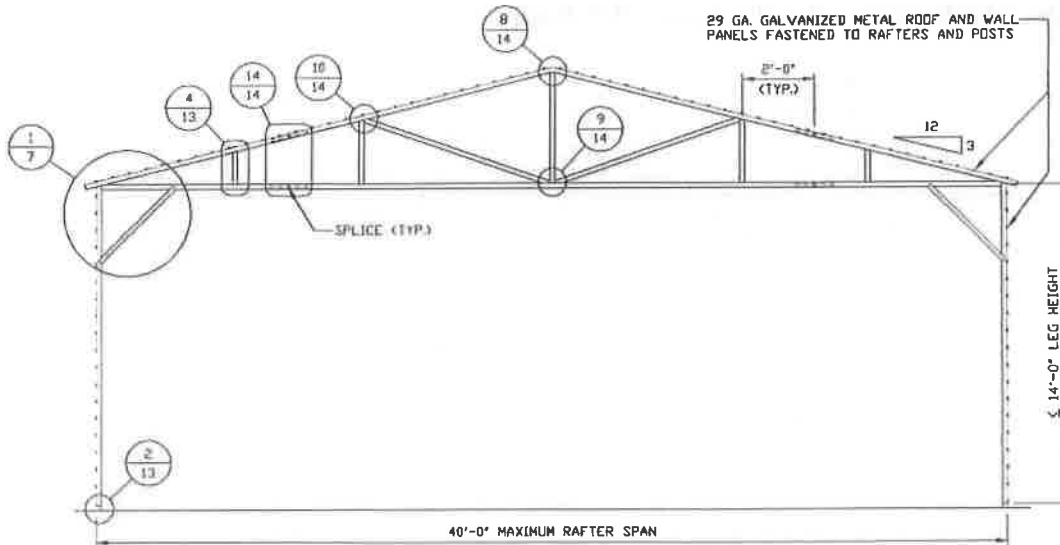
SCALE: NTS

DWG. NO: SK-3

**JOB NO: 172003/
180603/180903**

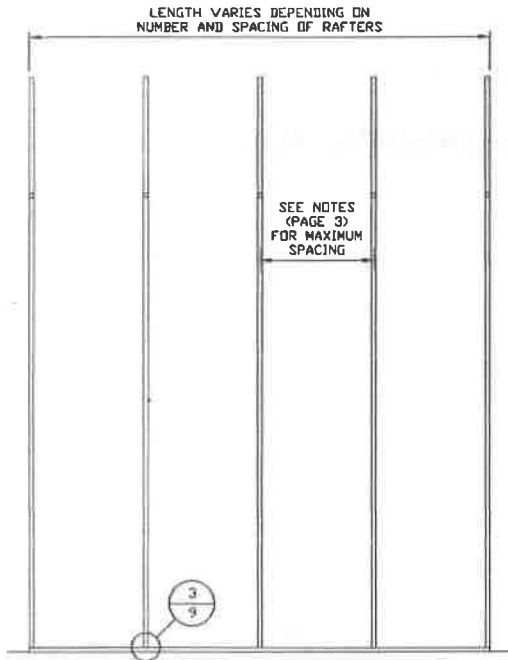
REV: 0

THIS DOCUMENT IS THE PROPERTY OF MOORE AND ASSOCIATES ENGINEERING AND CONSULTING. THE UNAUTHORIZED REPRODUCTION, COPYING, OR OTHERWISE USE OF THIS DOCUMENT IS STRICTLY PROHIBITED AND ANY INFRACTION THEREUPON MAY BE SUBJECT TO LEGAL ACTION.



TYPICAL RAFTER/POST FRAME SECTION (H ≤ 14'-0")

SCALE: NTS



TYPICAL RAFTER/POST SIDE FRAMING SECTION

SCALE: NTS

**MOORE AND ASSOCIATES
ENGINEERING AND CONSULTING, INC.**

DRAWN BY: AT

CHECKED BY: PDH

PROJECT MGR: VSN

CLIENT: SBSI

STEEL BUILDING AND STRUCTURES INC.
P.O. BOX 1287,
MOUNT AIRY, NC 27030
40'-0" x 20'-0" ENCLOSED BUILDING

DATE: 12-14-18

SHT. 5

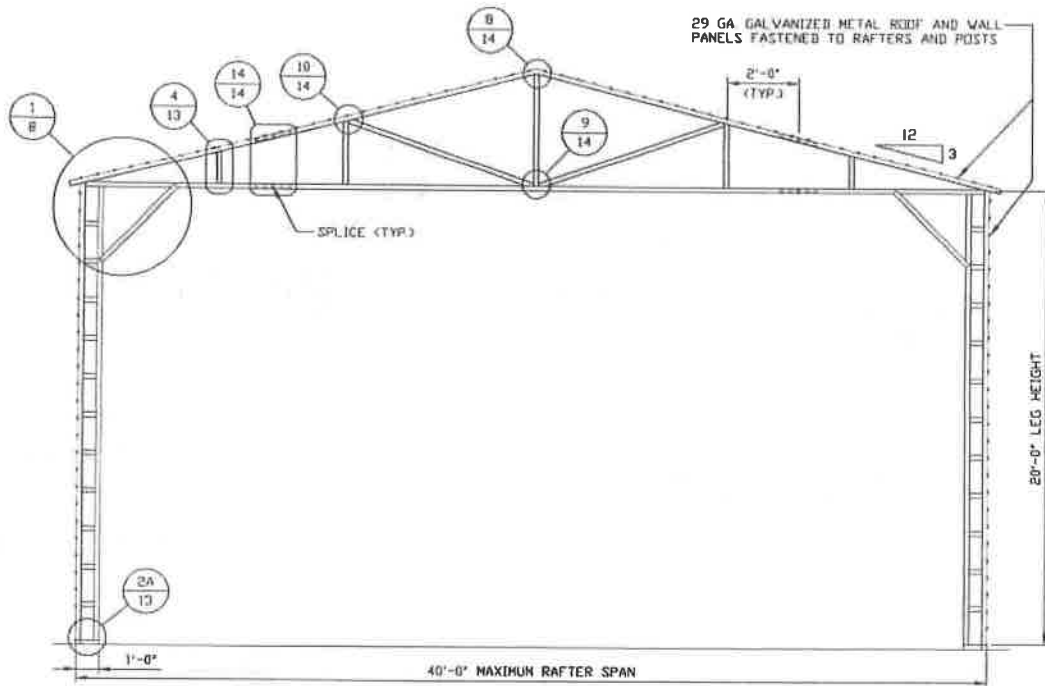
SCALE: NTS

DWG. NO: SK-3

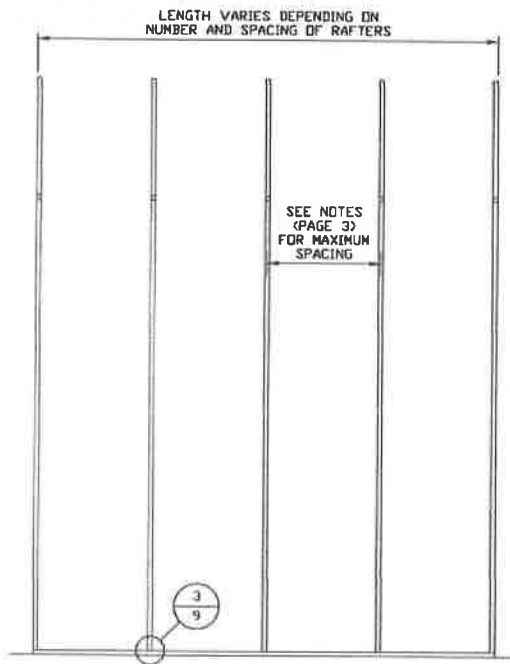
17200S/
JOB NO: 180563/182985

REV: 0

THIS DOCUMENT IS THE PROPERTY OF MOORE AND ASSOCIATES ENGINEERING AND CONSULTING. THE UNAUTHORIZED REPRODUCTION, COPYING, OR OTHERWISE USE OF THIS DOCUMENT IS STRICTLY PROHIBITED AND ANY INFRINGEMENT THEREUPON MAY BE SUBJECT TO LEGAL ACTION.



TYPICAL RAFTER/POST FRAME SECTION (14' < H ≤ 20')
SCALE: NTS



TYPICAL RAFTER/POST SIDE FRAMING SECTION
SCALE: NTS

**MOORE AND ASSOCIATES
ENGINEERING AND CONSULTING, INC.**

DRAWN BY: AT

CHECKED BY: PDH

PROJECT MGR: VSM

CLIENT: SBSI

STEEL BUILDING AND STRUCTURES INC.
P.O. BOX 1287,
MOUNT AIRY, NC 27030
40'-0" x 20'-0" ENCLOSED BUILDING

DATE: 12-14-18

SHT. 6

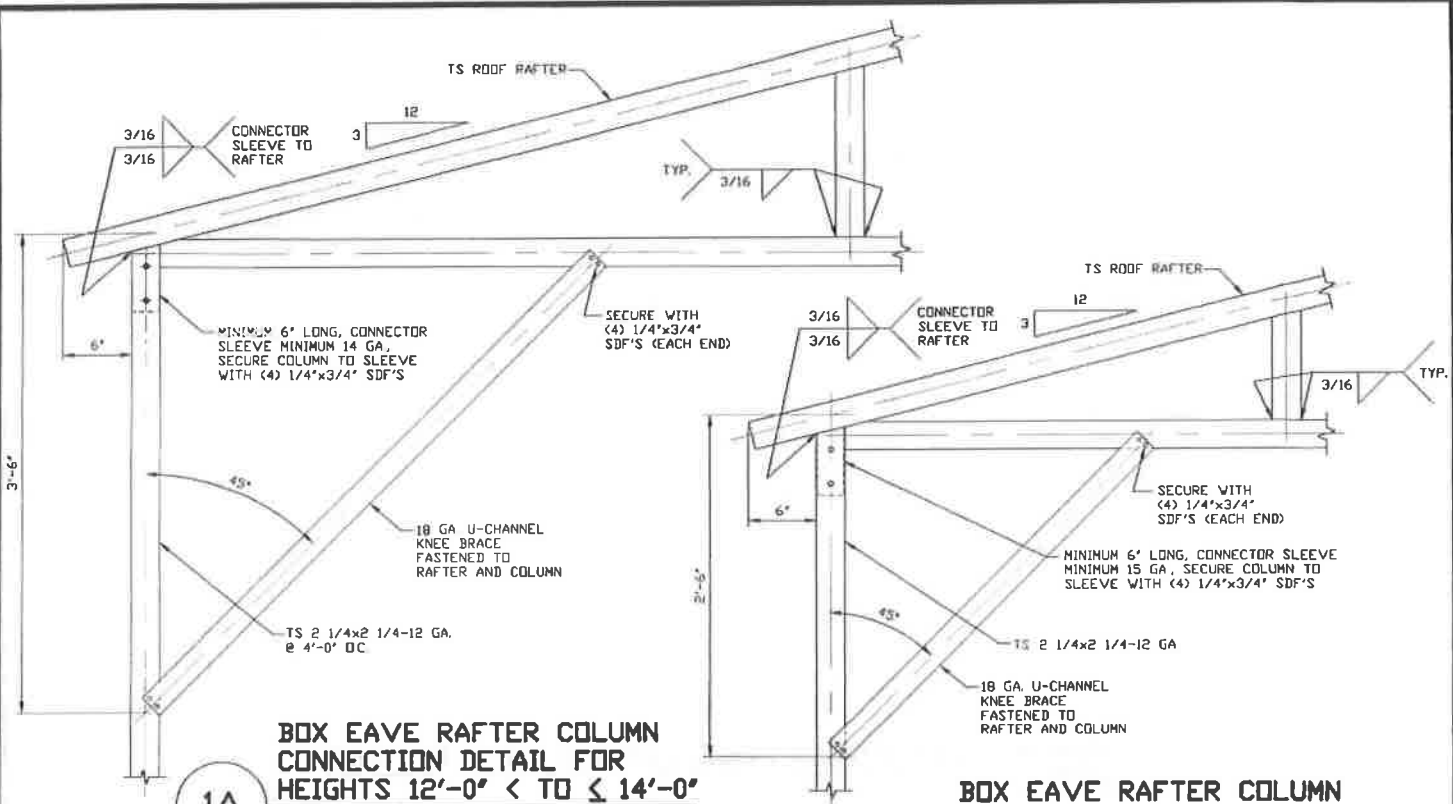
SCALE: NTS

DWG. NO: SK-3

**JOB NO: 17800S/
18056S/18290S**

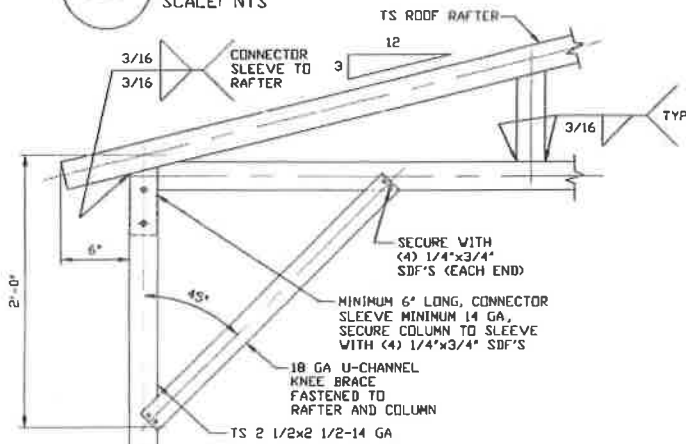
REV: 8

THIS DOCUMENT IS THE PROPERTY OF MOORE AND ASSOCIATES ENGINEERING AND CONSULTING. THE UNAUTHORIZED REPRODUCTION, COPYING, OR OTHERWISE USE OF THIS DOCUMENT IS STRICTLY PROHIBITED AND ANY INFRINGEMENT THEREUPON MAY BE SUBJECT TO LEGAL ACTION.

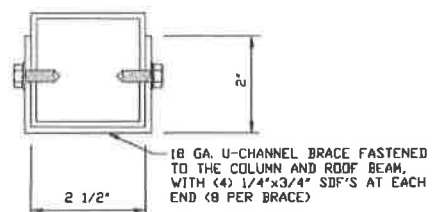


BOX EAVE RAFTER COLUMN CONNECTION DETAIL FOR HEIGHTS 12'-0" < TO ≤ 14'-0"

BOX EAVE RAFTER COLUMN CONNECTION DETAIL FOR HEIGHTS 8'-0" < TO ≤ 12'-0"



BOX EAVE RAFTER COLUMN CONNECTION DETAIL FOR HEIGHTS ≤ 8'-0"



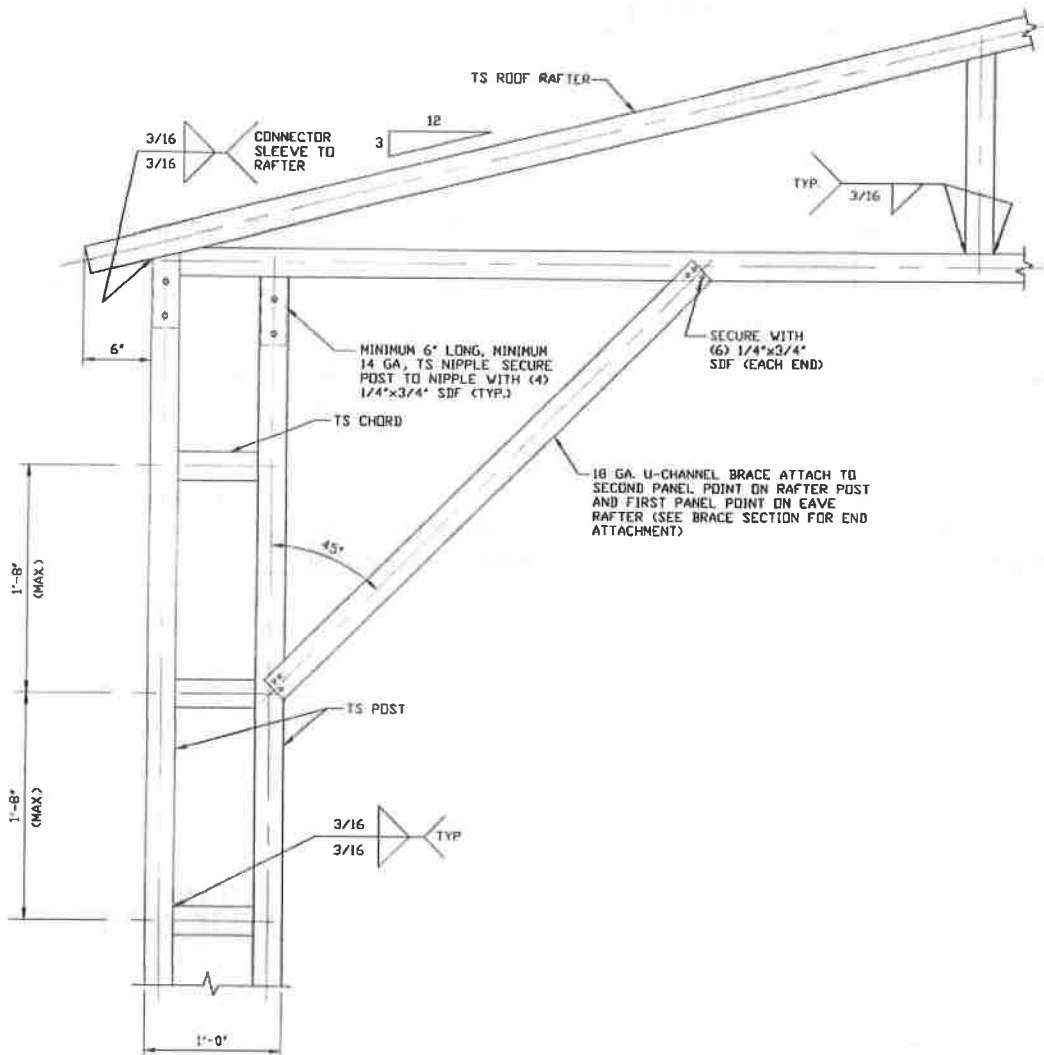
MOORE AND ASSOCIATES ENGINEERING AND CONSULTING, INC.

DRAWN BY: AT
CHECKED BY: PDH

STEEL BUILDING AND STRUCTURES INC.
P.O. BOX 1287,
MOUNT AIRY, NC 27030
40'-0"x20'-0" ENCLOSED BUILDING

THIS DOCUMENT IS THE PROPERTY OF MOORE AND ASSOCIATES ENGINEERING AND CONSULTING. THE UNAUTHORIZED REPRODUCTION, COPYING, OR OTHERWISE USE OF THIS DOCUMENT IS STRICTLY PROHIBITED AND ANY INFRINGEMENT THEREUPON MAY BE SUBJECT TO LEGAL ACTION.

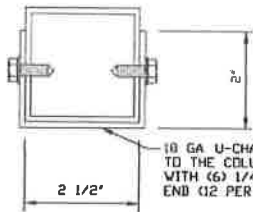
PROJECT MGR: VSN	DATE: 12-14-18	SCALE: NTS	JOB NO: 17200S/19068S/18290S
CLIENT: SBST	SHT. 7	DWG. NO: SK-3	REV: 8



**BOX EAVE RAFTER/CORNER
POST CONNECTION DETAIL FOR
HEIGHTS 14'-0" < TO ≤ 20'-0"**

1

SCALE: NTS



BRACE SECTION

SCALE: NTS

**MOORE AND ASSOCIATES
ENGINEERING AND CONSULTING, INC.**

DRAWN BY: AT

CHECKED BY: PDH

PROJECT MGR: VSM

CLIENT: SBSI

STEEL BUILDING AND STRUCTURES INC.
P.O. BOX 1287,
MOUNT AIRY, NC 27030
40'-0" x 20'-0" ENCLOSED BUILDING

DATE: 12-14-18

SCALE: NTS

JOB NO: 172003/180583/182905

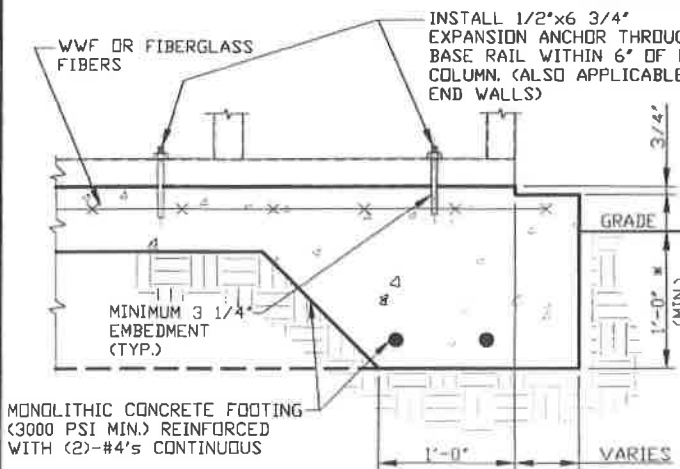
SHT. 8

DWG. NO: SK-3

REV: 8

THIS DOCUMENT IS THE PROPERTY OF MOORE AND ASSOCIATES ENGINEERING AND CONSULTING. THE UNAUTHORIZED REPRODUCTION, COPYING, OR OTHERWISE USE OF THIS DOCUMENT IS STRICTLY PROHIBITED AND ANY INFRINGEMENT THEREUPON MAY BE SUBJECT TO LEGAL ACTION.

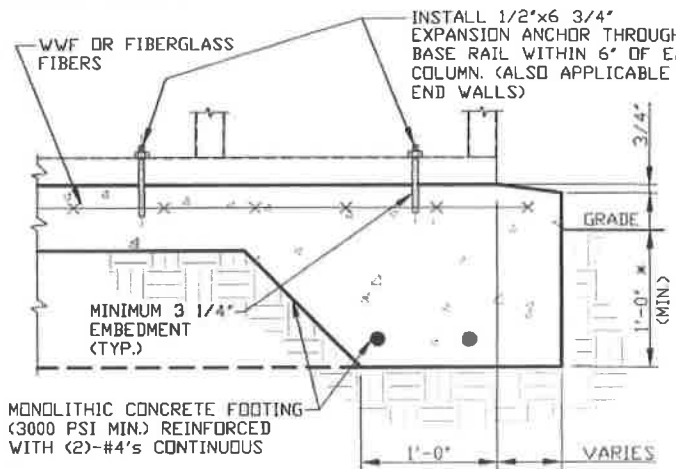
BASE RAIL ANCHORAGE



3A

CONCRETE MONOLITHIC SLAB BASE RAIL ANCHORAGE

SCALE: NTS
MINIMUM ANCHOR EDGE DISTANCE IS 4".
* COORDINATE WITH LOCAL CODES/ORD.



3B

CONCRETE SLAB BASE RAIL ANCHORAGE

SCALE: NTS
MINIMUM ANCHOR EDGE DISTANCE IS 4".
* COORDINATE WITH LOCAL CODES/ORD.

GENERAL NOTES

NOTE: CONCRETE MONOLITHIC SLAB DESIGN BASED ON MINIMUM SOIL BEARING CAPACITY OF 1,500 PSF.

CONCRETE:

CONCRETE SHALL HAVE A MINIMUM SPECIFIED COMPRESSIVE STRENGTH OF 3,000 PSI AT 28 DAYS.

COVER OVER REINFORCING STEEL:

FOR FOUNDATIONS, MINIMUM CONCRETE COVER OVER REINFORCING BARS SHALL BE PER ACI-318:
3" IN FOUNDATIONS WHERE THE CONCRETE IS CAST AGAINST AND PERMANENTLY IN CONTACT WITH THE EARTH OR EXPOSED TO THE EARTH OR WEATHER, AND 1 1/2" ELSEWHERE.

REINFORCING STEEL:

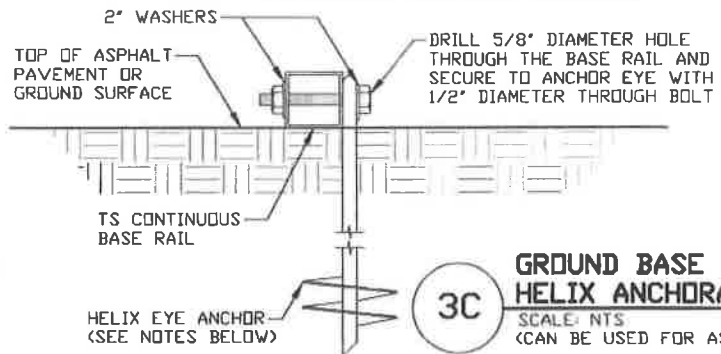
THE TURNDOWN REINFORCING STEEL SHALL BE ASTM A615 GRADE 60. THE SLAB REINFORCEMENT SHALL BE WELDED WIRE FABRIC MEETING ASTM A105 OR FIBERGLASS FIBER REINFORCEMENT.

REINFORCEMENT MAY BE BENT IN THE SHOP OR THE FIELD PROVIDED:

1. REINFORCEMENT IS BENT COLD.
2. THE DIAMETER OF THE BEND, MEASURED ON THE INSIDE OF THE BAR, IS NOT LESS THAN SIX-BAR DIAMETERS.
3. REINFORCEMENT PARTIALLY EMBEDDED IN CONCRETE SHALL NOT BE FIELD BENT.

HELIX ANCHOR NOTES:

1. FOR VERY DENSE AND/OR CEMENTED SANDS, COARSE GRAVEL AND COBBLES, CALICHE, PRELOADED SILTS AND CLAYS, USE MINIMUM (2) 4" HELICES WITH MINIMUM 30" EMBEDMENT OR SINGLE 6" HELIX WITH MINIMUM 50" EMBEDMENT.
2. FOR CORAL USE MINIMUM (2) 4" HELICES WITH MINIMUM 30" EMBEDMENT OR SINGLE 6" HELIX WITH MINIMUM 50" EMBEDMENT.
3. FOR MEDIUM DENSE COARSE SANDS, SANDY GRAVELS, VERY STIFF SILTS, AND CLAYS USE MINIMUM (2) 4" HELICES WITH MINIMUM 30 INCH EMBEDMENT OR SINGLE 6" HELIX WITH MINIMUM 50" EMBEDMENT.
4. FOR LOOSE TO MEDIUM DENSE SANDS, FIRM TO STIFF CLAYS AND SILTS ALLUVIAL FILL, USE MINIMUM (2) 6" HELICES WITH MINIMUM 50" EMBEDMENT.
5. FOR VERY LOOSE TO MEDIUM DENSE SANDS, FIRM TO STIFFER CLAYS AND SILTS, ALLUVIAL FILL, USE MINIMUM (2) 8" HELICES WITH MINIMUM 60" EMBEDMENT.



3C

GROUND BASE HELIX ANCHORAGE

SCALE: NTS
(CAN BE USED FOR ASPHALT)

**MOORE AND ASSOCIATES
ENGINEERING AND CONSULTING, INC.**

DRAWN BY: AT

CHECKED BY: PDH

PROJECT MGR: VSM

CLIENT: SBSI

STEEL BUILDING AND STRUCTURES INC.
P.O. BOX 1287,
MOUNT AIRY, NC 27030
40'-0" x 20'-0" ENCLOSED BUILDING

DATE: 12-14-18

SHT. 9

SCALE: NTS

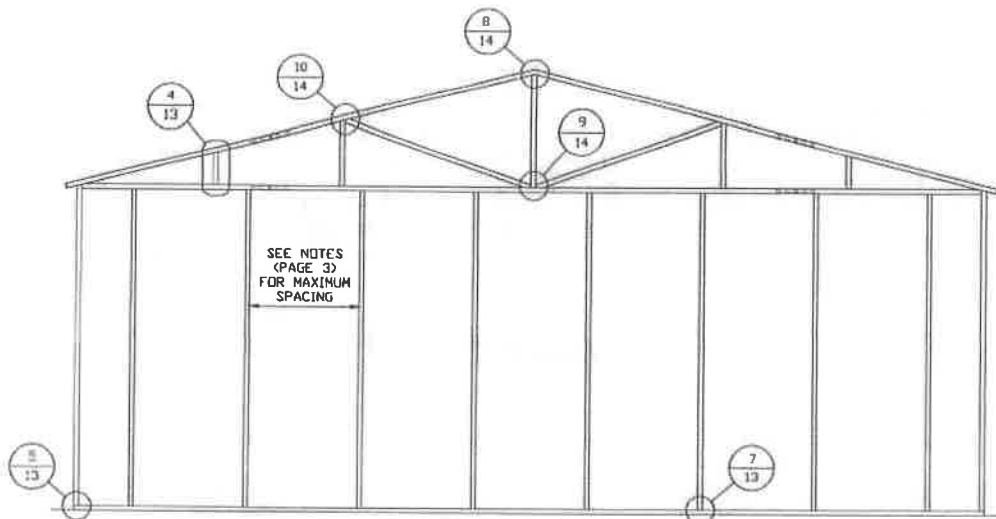
DWG. NO: SK-3

17200S/
JOB NO. 16056S/16290S

REV. 8

THIS DOCUMENT IS THE PROPERTY OF MOORE AND ASSOCIATES ENGINEERING AND CONSULTING. THE UNAUTHORIZED REPRODUCTION, COPYING, OR OTHERWISE USE OF THIS DOCUMENT IS STRICTLY PROHIBITED AND ANY INFRACTION THEREUPON MAY BE SUBJECT TO LEGAL ACTION.

BOX EAVE RAFTER END WALL AND WALL OPENINGS



TYPICAL BOX EAVE RAFTER END WALL FRAMING SECTION (H ≤ 14'-0")
SCALE: NTS

**MOORE AND ASSOCIATES
ENGINEERING AND CONSULTING, INC.**

DRAWN BY: AT

CHECKED BY: PDH

PROJECT MGR: VSM

CLIENT: SBSI

STEEL BUILDING AND STRUCTURES INC.
P.O. BOX 1287,
MOUNT AIRY, NC 27030
40'-0" x 20'-0" ENCLOSED BUILDING

DATE: 12-14-18

SCALE: NTS

SHT. 10

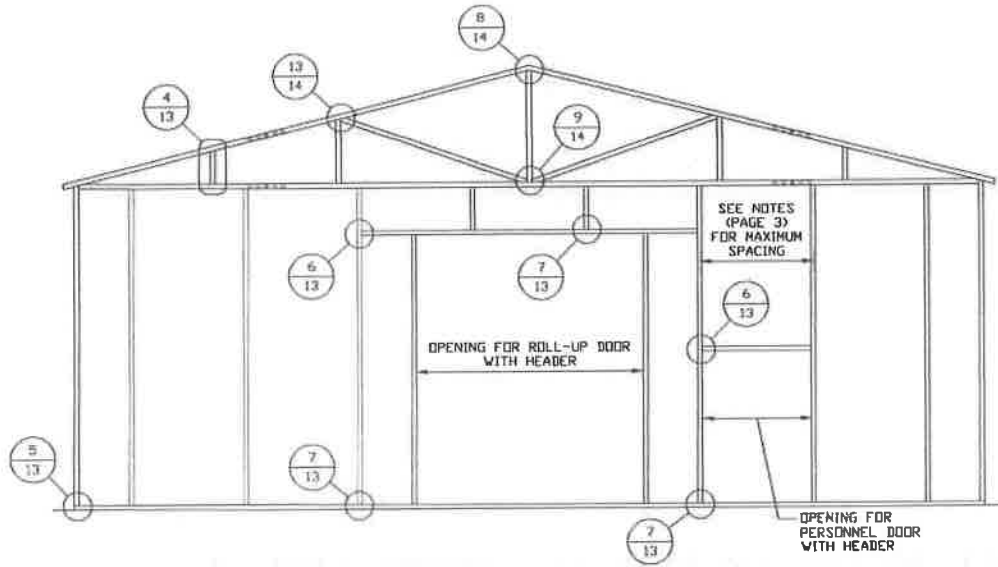
DWG. NO: SK-3

**17200S/
JOB NO: 18058S/18290S**

REV: 8

THIS DOCUMENT IS THE PROPERTY OF MOORE AND ASSOCIATES ENGINEERING AND CONSULTING. THE UNAUTHORIZED REPRODUCTION, COPYING, OR OTHERWISE USE OF THIS DOCUMENT IS STRICTLY PROHIBITED AND ANY INFRINGEMENT THEREUPON MAY BE SUBJECT TO LEGAL ACTION.

BOX EAVE RAFTER END WALL AND WALL OPENINGS



TYPICAL BOX EAVE RAFTER END WALL OPENING FRAMING SECTION (H ≤ 14'-0")

SCALE: NTS

**MOORE AND ASSOCIATES
ENGINEERING AND CONSULTING, INC.**

DRAWN BY: AT
CHECKED BY: PDH

STEEL BUILDING AND STRUCTURES INC.
P.O. BOX 1287,
MOUNT AIRY, NC 27030
40'-0" x 20'-0" ENCLOSED BUILDING

THIS DOCUMENT IS THE PROPERTY OF MOORE AND ASSOCIATES ENGINEERING AND CONSULTING. THE UNAUTHORIZED REPRODUCTION, COPYING, OR OTHERWISE USE OF THIS DOCUMENT IS STRICTLY PROHIBITED AND ANY INFRINGEMENT THEREUPON MAY BE SUBJECT TO LEGAL ACTION.

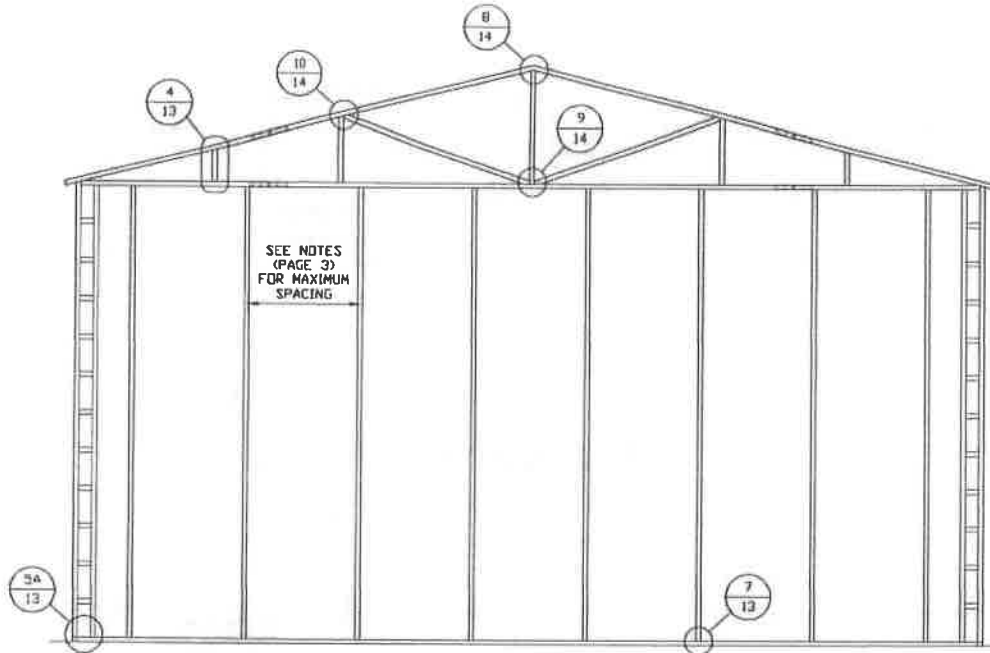
PROJECT MGR: VSM
CLIENT: SRSI

DATE: 12-14-18
SHT. 10A

SCALE: NTS
DWG. NO: SK-3

172003/
JOB NO: 180565/182905
REV: 8

BOX EAVE RAFTER END WALL AND WALL OPENINGS



TYPICAL BOX EAVE RAFTER END WALL FRAMING SECTION (14'-0" < H ≤ 20'-0")

SCALE: NTS

**MOORE AND ASSOCIATES
ENGINEERING AND CONSULTING, INC.**

DRAWN BY: AT

CHECKED BY: PDH

PROJECT MGR: VSM

CLIENT: SBST

STEEL BUILDING AND STRUCTURES INC.
P.O. BOX 1287,
MOUNT AIRY, NC 27030
40'-0"x20'-0" ENCLOSED BUILDING

DATE: 12-14-18

SCALE: NTS

JOB NO: 17200S/
190663/192905

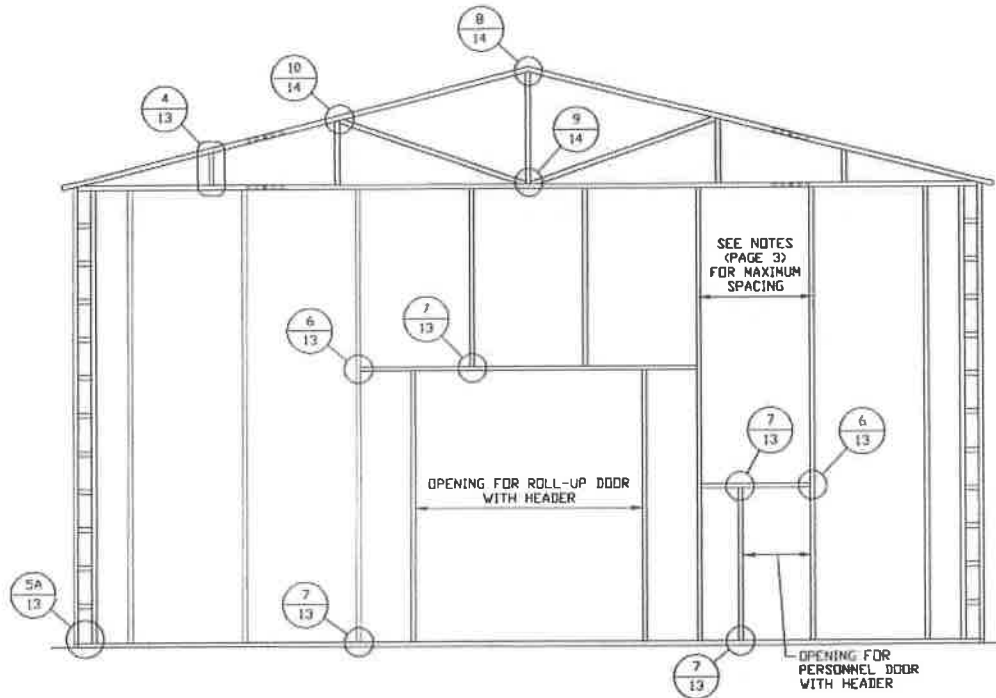
SHT. 11

DWG. NO: SK-3

REV: 8

THIS DOCUMENT IS THE PROPERTY OF MOORE AND ASSOCIATES ENGINEERING AND CONSULTING. THE UNAUTHORIZED REPRODUCTION, COPYING, OR OTHERWISE USE OF THIS DOCUMENT IS STRICTLY PROHIBITED AND ANY INFRINGEMENT THEREUPON MAY BE SUBJECT TO LEGAL ACTION.

BOX EAVE RAFTER END WALL AND WALL OPENINGS

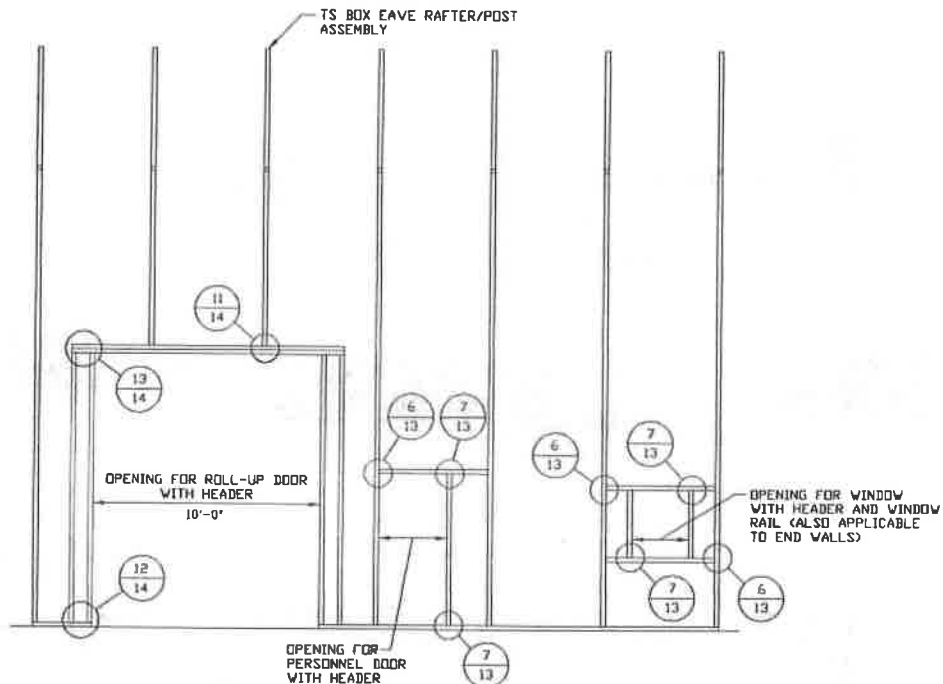


TYPICAL BOX EAVE RAFTER END WALL FRAMING SECTION (14'-0" < H ≤ 20'-0")

SCALE: NTS

MOORE AND ASSOCIATES ENGINEERING AND CONSULTING, INC.	DRAWN BY: AT	STEEL BUILDING AND STRUCTURES INC. P.O. BOX 1287, MOUNT AIRY, NC 27030 40'-0" x 20'-0" ENCLOSED BUILDING		
	CHECKED BY: PDH	PROJECT MGR: WSM	DATE: 12-14-18	SCALE: NTS
THIS DOCUMENT IS THE PROPERTY OF MOORE AND ASSOCIATES ENGINEERING AND CONSULTING. THE UNAUTHORIZED REPRODUCTION, COPYING, OR OTHERWISE USE OF THIS DOCUMENT IS STRICTLY PROHIBITED AND ANY INFRINGEMENT THEREUPON MAY BE SUBJECT TO LEGAL ACTION.	CLIENT: SBST	SHT. 11A	DWG. NO: SK-3	17200S/ JOB NO: 180685/18220S REV: 8

BOX EAVE RAFTER SIDE WALL AND WALL OPENINGS



TYPICAL BOX EAVE RAFTER SIDE WALL OPENINGS FRAMING SECTION

SCALE: NTS

**MOORE AND ASSOCIATES
ENGINEERING AND CONSULTING, INC.**

DRAWN BY: AT

CHECKED BY: PJH

PROJECT MGR: WSM

CLIENT: SBSI

STEEL BUILDING AND STRUCTURES INC.
P.O. BOX 1287
MOUNT AIRY, NC 27030
40'-0"x20'-0" ENCLOSED BUILDING

DATE: 12-14-19

SCALE: NTS

**JOB NO: 17200S/
18068S/18290S**

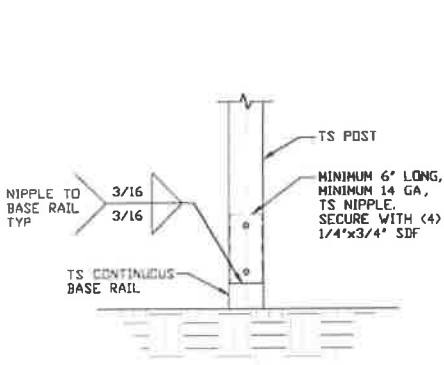
SHT. 12

DWG. NO: SK-3

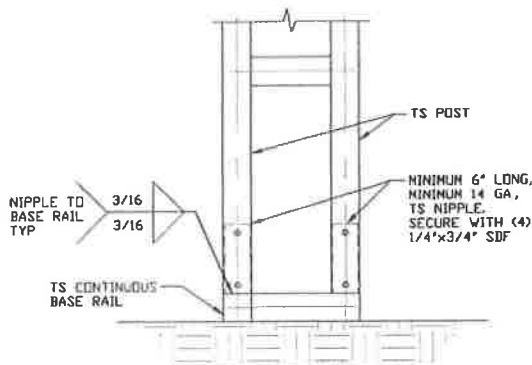
REV: 8

THIS DOCUMENT IS THE PROPERTY OF MOORE AND ASSOCIATES ENGINEERING AND CONSULTING. THE UNAUTHORIZED REPRODUCTION, COPYING, OR OTHERWISE USE OF THIS DOCUMENT IS STRICTLY PROHIBITED AND ANY INFRINGEMENT THEREUPON MAY BE SUBJECT TO LEGAL ACTION.

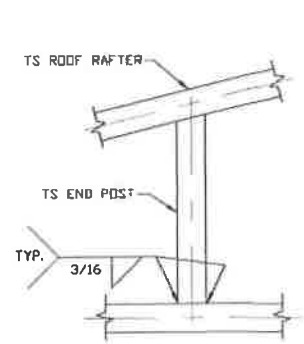
BOX EAVE RAFTER WALL OPENING DETAILS



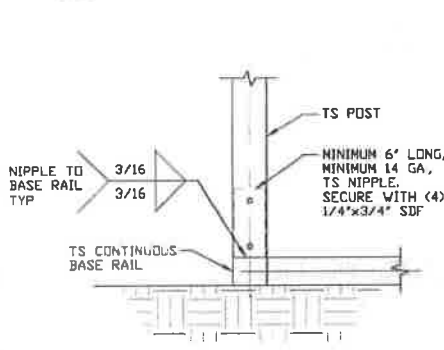
2 POST/BASE RAIL CONNECTION DETAIL
SCALE: NTS



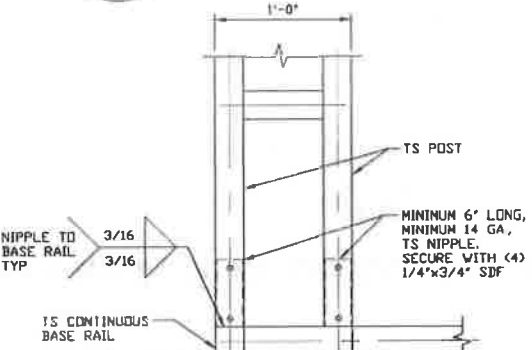
2A POST/BASE RAIL CONNECTION DETAIL
SCALE: NTS



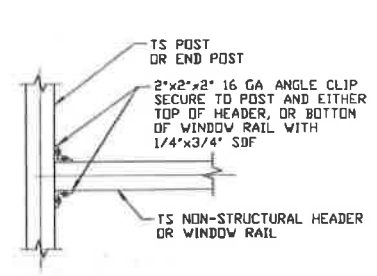
4 END POST/RAFTER CONNECTION DETAIL
SCALE: NTS



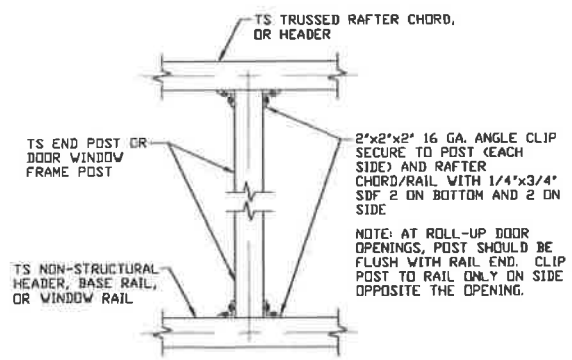
5 END POST/BASE RAIL CONNECTION DETAIL
SCALE: NTS



5A END POST/BASE RAIL CONNECTION DETAIL
SCALE: NTS



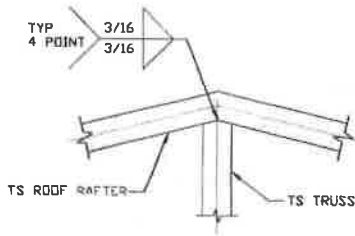
6 HEADER OR WINDOW RAIL TO POST CONNECTION DETAIL
SCALE: NTS



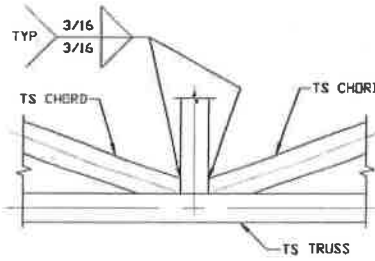
7 POST TO HEADER, BASE RAIL, OR WINDOW RAIL CONNECTION DETAIL
SCALE: NTS

MOORE AND ASSOCIATES ENGINEERING AND CONSULTING, INC.	DRAWN BY: AT		STEEL BUILDING AND STRUCTURES INC. P.O. BOX 1287, MOUNT AIRY, NC 27030 40'-0" x 20'-0" ENCLOSED BUILDING		
	CHECKED BY: PDH				
THIS DOCUMENT IS THE PROPERTY OF MOORE AND ASSOCIATES ENGINEERING AND CONSULTING. THE UNAUTHORIZED REPRODUCTION, COPYING, OR OTHERWISE USE OF THIS DOCUMENT IS STRICTLY PROHIBITED AND ANY INFRINGEMENT THEREUPON MAY BE SUBJECT TO LEGAL ACTION.	PROJECT MGR: VSM	DATE: 12-14-18	SCALE: NTS	172005/ JOB NO: 180665/182905	
	CLIENT: SBST	SHT. 13	DWG. NO: SK-3	REV: 0	

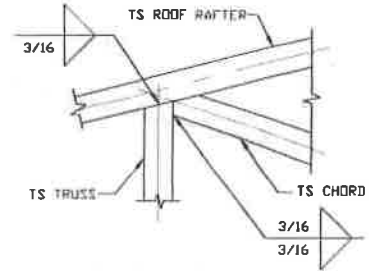
BOX EAVE RAFTER WALL OPENING DETAILS



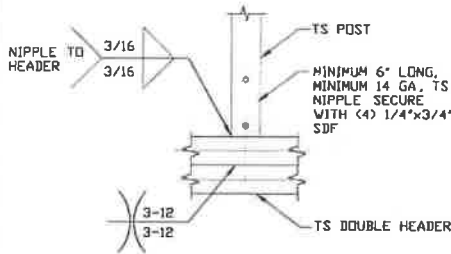
8 CENTER POST TO RAFTER CONNECTION DETAIL
SCALE: NTS



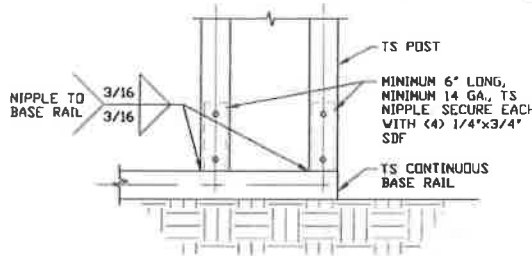
9 CENTER POST TO TRUSS BASE CONNECTION DETAIL
SCALE: NTS



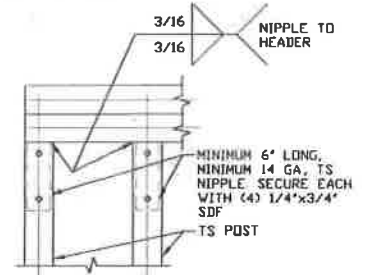
10 TRUSS POST AND CHORD TO RAFTER CONNECTION DETAIL
SCALE: NTS



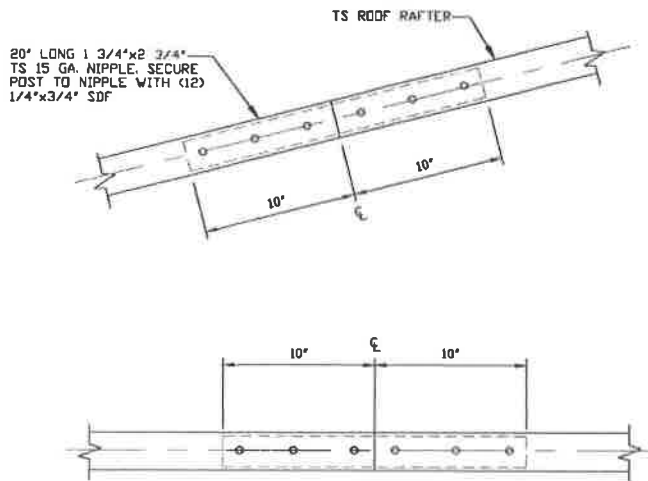
11 POST/DOUBLE HEADER CONNECTION DETAIL
SCALE: NTS



12 POST/BASE RAIL CONNECTION DETAIL
SCALE: NTS



13 DOUBLE HEADER/POST CONNECTION DETAIL
SCALE: NTS



14 SPLICE CONNECTION DETAIL
SCALE: NTS

**MOORE AND ASSOCIATES
ENGINEERING AND CONSULTING, INC.**

DRAWN BY: AT
CHECKED BY: PMH

STEEL BUILDING AND STRUCTURES INC.
P.O. BOX 1287,
MOUNT AIRY, NC 27030
40'-0" x 20'-0" ENCLOSED BUILDING

THIS DOCUMENT IS THE PROPERTY OF MOORE AND ASSOCIATES ENGINEERING AND CONSULTING. THE UNAUTHORIZED REPRODUCTION, COPYING, OR OTHERWISE USE OF THIS DOCUMENT IS STRICTLY PROHIBITED AND ANY INFINGEMENT THEREUPON MAY BE SUBJECT TO LEGAL ACTION.

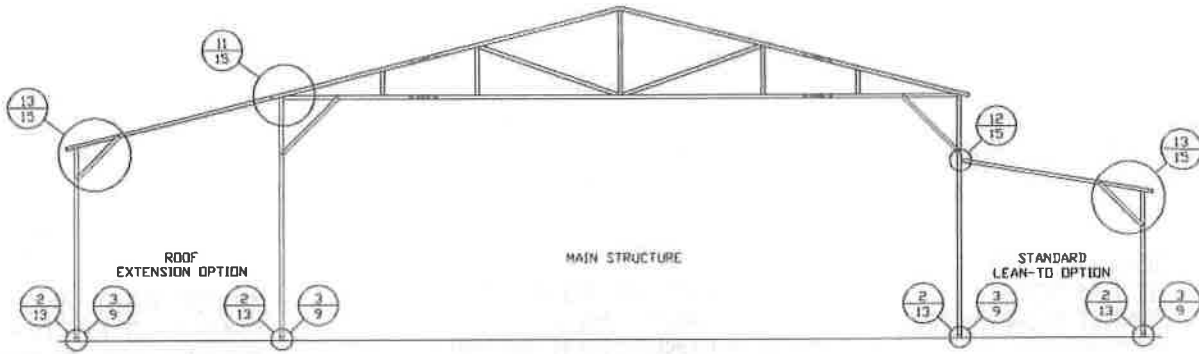
PROJECT NO: VSM
CLIENT: SISI

DATE: 12-14-18
SHT. 14

SCALE: NTS
DWG. NO: SK-3

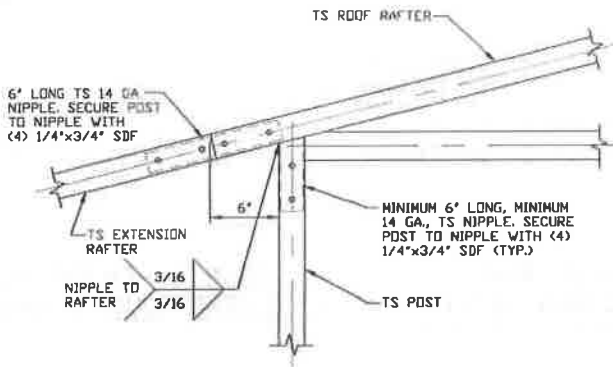
17200S/
JOB NO: 18068S/18290S
REV: 8

BOX EAVE RAFTER LEAN-TO OPTIONS (H ≤ 14'-0")

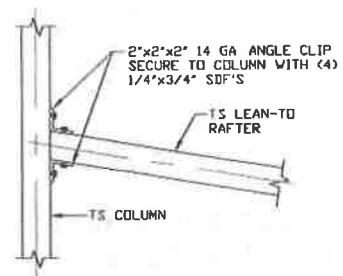


TYPICAL BOX EAVE RAFTER LEAN-TO OPTIONS FRAMING SECTION (BOTH OPTIONS SHOWN)

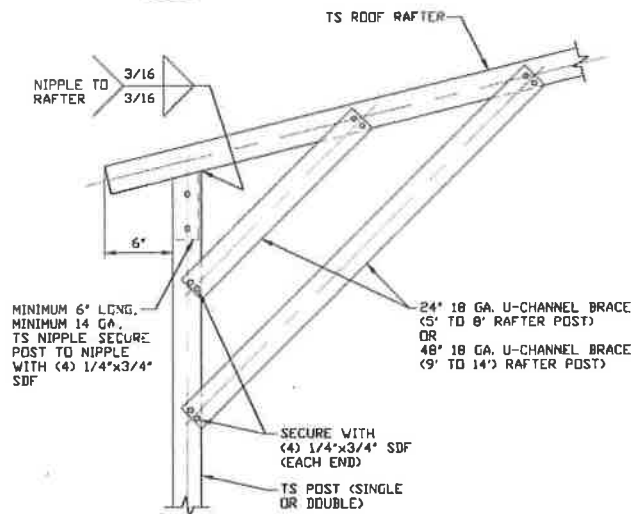
SCALE: NTS
 MAXIMUM WIDTH OF STANDARD LEAN-TO AND ROOF EXTENSION IS 12'-0"



11 SIDE EXTENSION RAFTER/
 CORNER POST DETAIL
 SCALE: NTS



12 LEAN-TO RAFTER TO RAFTER
 POST CONNECTION DETAIL
 SCALE: NTS



13 LEAN-TO RAFTER/
 CORNER POST DETAIL
 SCALE: NTS

**MOORE AND ASSOCIATES
 ENGINEERING AND CONSULTING, INC.**

DRAWN BY: AT
CHECKED BY: PDH

STEEL BUILDING AND STRUCTURES INC.
 P.O. BOX 1287,
 MOUNT AIRY, NC 27030
 40'-0"X20'-0" ENCLOSED BUILDING

THIS DOCUMENT IS THE PROPERTY OF MOORE AND ASSOCIATES ENGINEERING AND CONSULTING. THE UNAUTHORIZED REPRODUCTION, COPYING, OR OTHERWISE USE OF THIS DOCUMENT IS STRICTLY PROHIBITED AND ANY INFRINGEMENT THEREUPON MAY BE SUBJECT TO LEGAL ACTION.

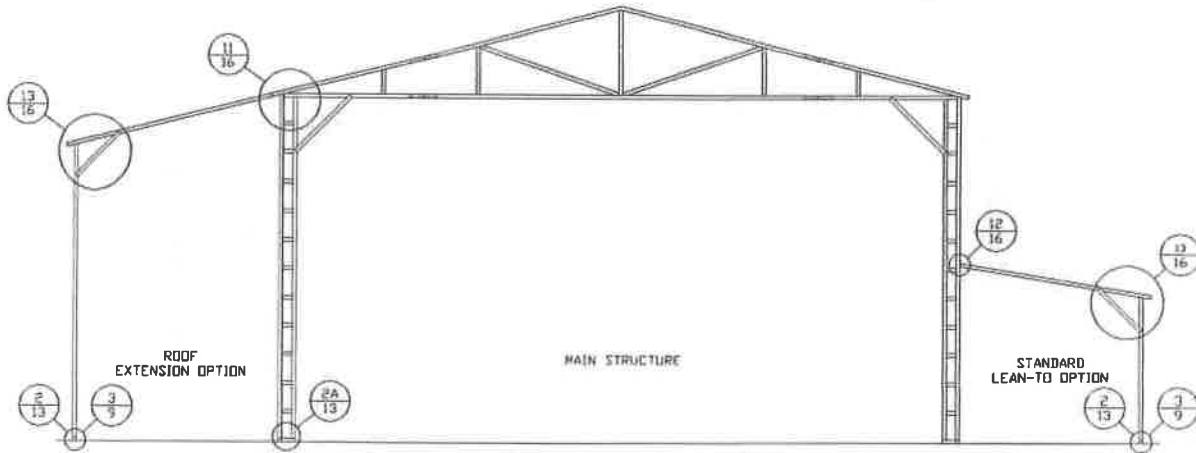
PROJECT MGR: VSM
CLIENT: SRSI

DATE: 12-14-18
SHT. 15

SCALE: NTS
DWG. NO. SK-3

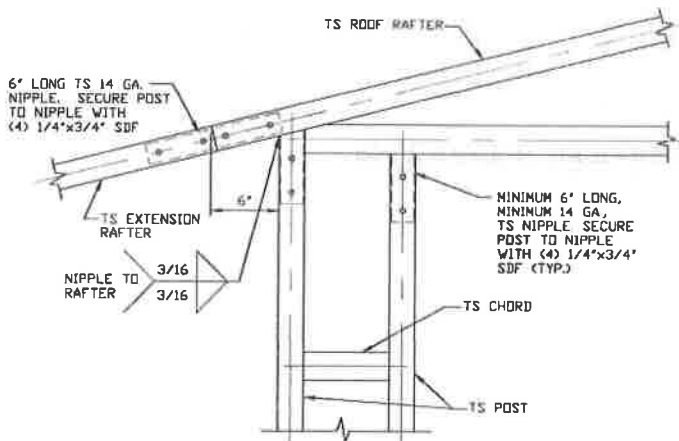
JOB NO. 17200S/18290S
REV. 8

BOX EAVE RAFTER LEAN-TO OPTIONS (14'-0" < H ≤ 20'-0")

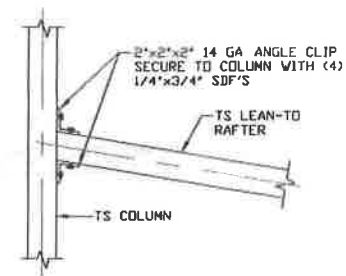


TYPICAL BOX EAVE RAFTER LEAN-TO OPTIONS FRAMING SECTION (BOTH OPTIONS SHOWN)

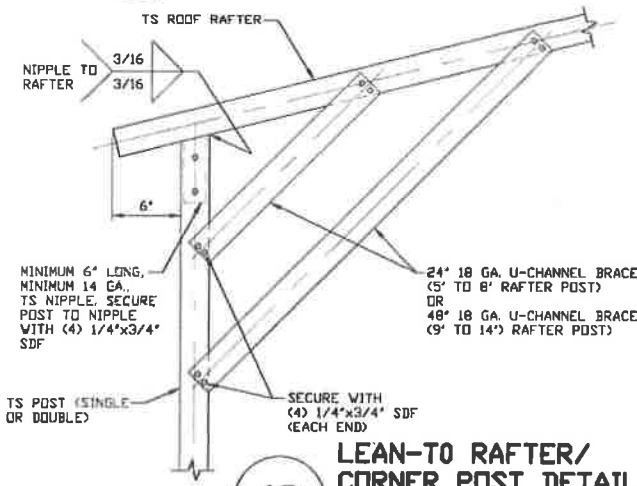
SCALE: NTS
 MAXIMUM WIDTH OF STANDARD LEAN-TO AND ROOF EXTENSION IS 12'-0"



11
**SIDE EXTENSION RAFTER/
 CORNER POST DETAIL**
 SCALE: NTS



12
**LEAN-TO RAFTER TO RAFTER
 POST CONNECTION DETAIL**
 SCALE: NTS



13
**LEAN-TO RAFTER/
 CORNER POST DETAIL**
 SCALE: NTS

**MOORE AND ASSOCIATES
 ENGINEERING AND CONSULTING, INC.**

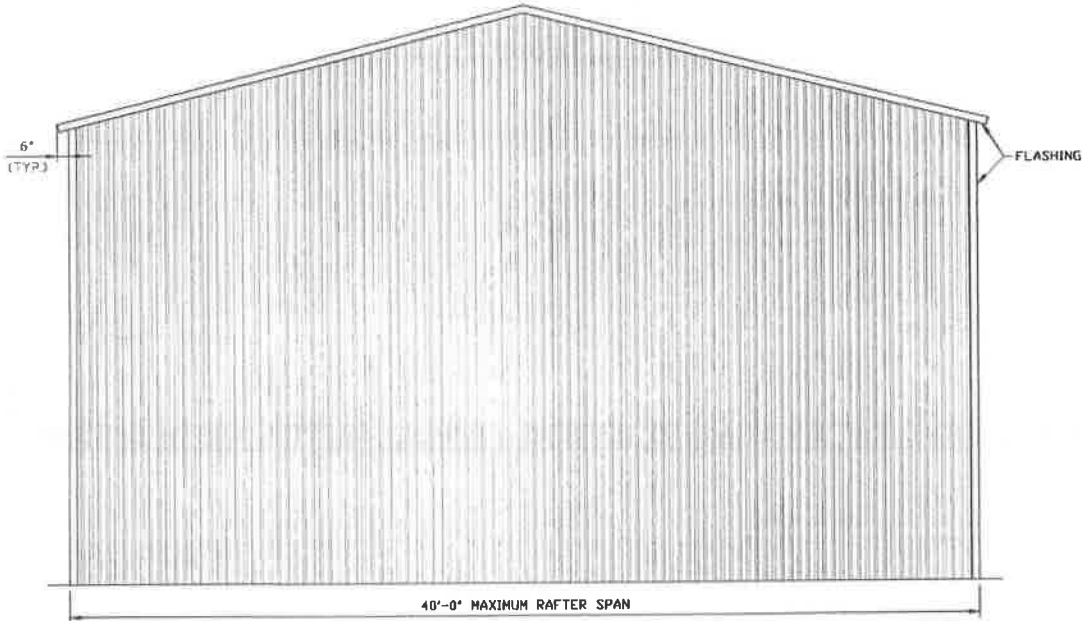
DRAWN BY: AT
CHECKED BY: PMH

STEEL BUILDING AND STRUCTURES INC.
 P.O. BOX 1287,
 MOUNT AIRY, NC 27030
 40'-0" x 20'-0" ENCLOSED BUILDING

THIS DOCUMENT IS THE PROPERTY OF MOORE AND ASSOCIATES ENGINEERING AND CONSULTING. THE UNAUTHORIZED REPRODUCTION, COPYING, OR OTHERWISE USE OF THIS DOCUMENT IS STRICTLY PROHIBITED AND ANY INFRINGEMENT THEREUPON MAY BE SUBJECT TO LEGAL ACTION.

PROJECT MGR: VSM **DATE: 12-14-18** **SCALE: NTS** **JOB NO: 17200S/180683/18290S**
CLIENT: SISI **SHT. 16** **DWG. NO: SK-3** **REV: 8**

BOX EAVE RAFTER VERTICAL ROOF/SIDING OPTION



TYPICAL END ELEVATION VERTICAL ROOF/SIDING

SCALE: NTS

**MOORE AND ASSOCIATES
ENGINEERING AND CONSULTING, INC.**

DRAWN BY: AT

CHECKED BY: PDH

PROJECT NO: VSM

CLIENT: SBST

**STEEL BUILDING AND STRUCTURES INC.
P.O. BOX 1287,
MOUNT AIRY, NC 27030
40'-0" x 20'-0" ENCLOSED BUILDING**

DATE: 12-14-18

SCALE: NTS

SHT. 17


DWG. NO SK-3

**172005/
JOB NO: 180605/182905**

REV: 8

THIS DOCUMENT IS THE PROPERTY OF MOORE AND ASSOCIATES ENGINEERING AND CONSULTING. THE UNAUTHORIZED REPRODUCTION, COPYING, OR OTHERWISE USE OF THIS DOCUMENT IS STRICTLY PROHIBITED AND ANY INFRINGEMENT THEREUPON MAY BE SUBJECT TO LEGAL ACTION.

BOX EAVE RAFTER VERTICAL ROOF/SIDING OPTION



TYPICAL SIDE ELEVATION VERTICAL ROOF/SIDING

SCALE: NTS

**MOORE AND ASSOCIATES
ENGINEERING AND CONSULTING, INC.**

DRAWN BY: AT

CHECKED BY: PDH

PROJECT MGR: VSM

CLIENT: SBSI

**STEEL BUILDING AND STRUCTURES INC.
P.O. BOX 1287,
MOUNT AIRY, NC 27030
40'-0"x20'-0" ENCLOSED BUILDING**

DATE: 12-14-18

SCALE: NTS

**JOB NO: 17290S/
18068S/18290S**

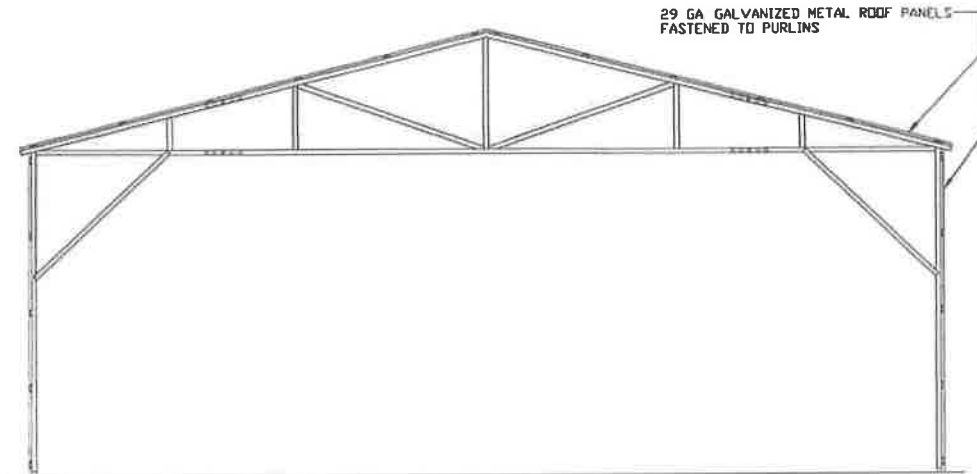
SHT. 17A

DWG. NO: SK-3

REV. 0

THIS DOCUMENT IS THE PROPERTY OF MOORE AND ASSOCIATES ENGINEERING AND CONSULTING. THE UNAUTHORIZED REPRODUCTION, COPYING, OR OTHERWISE USE OF THIS DOCUMENT IS STRICTLY PROHIBITED AND ANY INFRINGEMENT THEREUPON MAY BE SUBJECT TO LEGAL ACTION.

BOX EAVE RAFTER VERTICAL ROOF/SIDING OPTION



TYPICAL SECTION VERTICAL ROOF/SIDING OPTION

SCALE: NTS

**MOORE AND ASSOCIATES
ENGINEERING AND CONSULTING, INC.**

DRAWN BY: AT

CHECKED BY: PMH

PROJECT MGR: VSN

CLIENT: SBST

**STEEL BUILDING AND STRUCTURES INC.
P.O. BOX 1287,
MOUNT AIRY, NC 27030
40'-0"X20'-0" ENCLOSED BUILDING**

DATE: 12-14-19

SCALE: NTS

**JOB NO: 172005/
180655/182905**

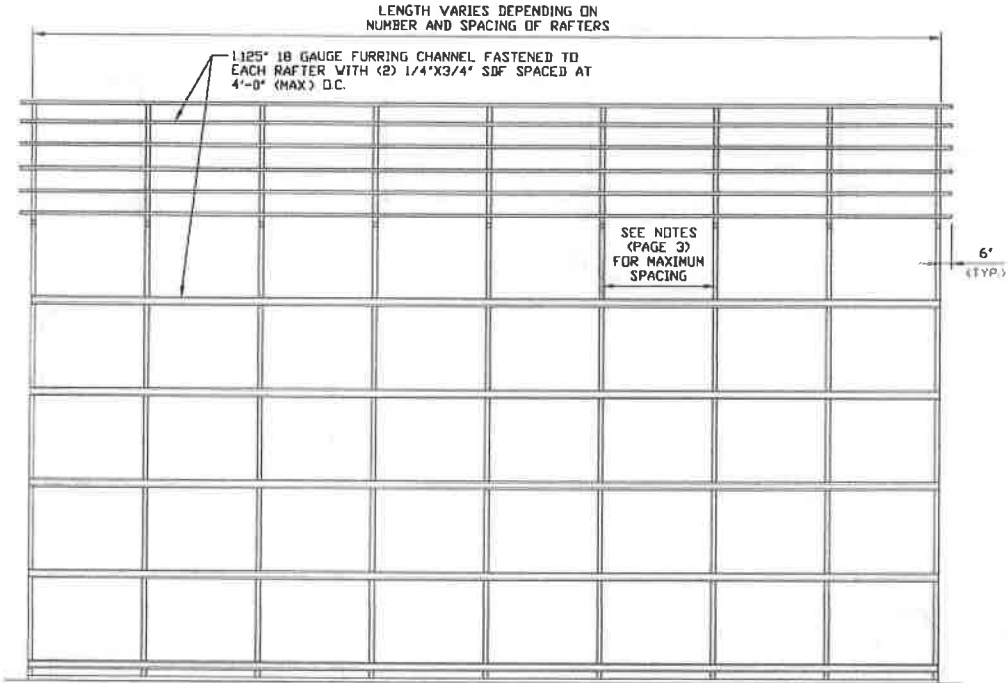
SHT. 18

DWG. NO SK-3

REV: 8

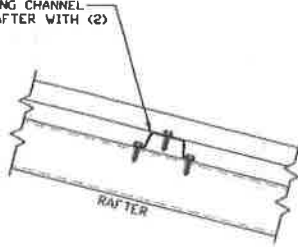
THIS DOCUMENT IS THE PROPERTY OF MOORE AND ASSOCIATES ENGINEERING AND CONSULTING. THE UNAUTHORIZED REPRODUCTION, COPYING, OR OTHERWISE USE OF THIS DOCUMENT IS STRICTLY PROHIBITED AND ANY INFRINGEMENT THEREUPON MAY BE SUBJECT TO LEGAL ACTION.

BOX EAVE RAFTER VERTICAL ROOF/SIDING OPTION



TYPICAL FRAMING SECTION VERTICAL ROOF/SIDING OPTION
SCALE: NTS

1.125" 18 GAUGE FURRING CHANNEL
FASTENED TO EACH RAFTER WITH (2)
1/4"x3/4" SDF.



PANEL ATTACHMENT

(ALTERNATE FOR VERTICAL ROOF PANELS)
SCALE: NTS

**MOORE AND ASSOCIATES
ENGINEERING AND CONSULTING, INC.**

DRAWN BY: AT

CHECKED BY: PDH

PROJECT MGR: VSM

CLIENT: SBSI

STEEL BUILDING AND STRUCTURES INC.
P.O. BOX 1287,
MOUNT AIRY, NC 27030
40'-0"x20'-0" ENCLOSED BUILDING

DATE: 12-14-18

SCALE: NTS

JOB NO: 17200S/
160583/18290S

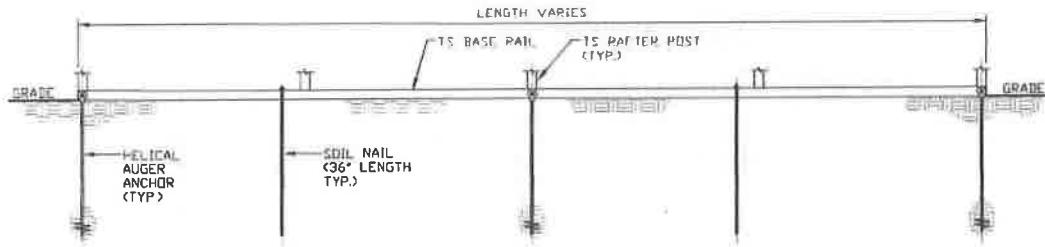
SHT. 19

DWG. NO: SK-3

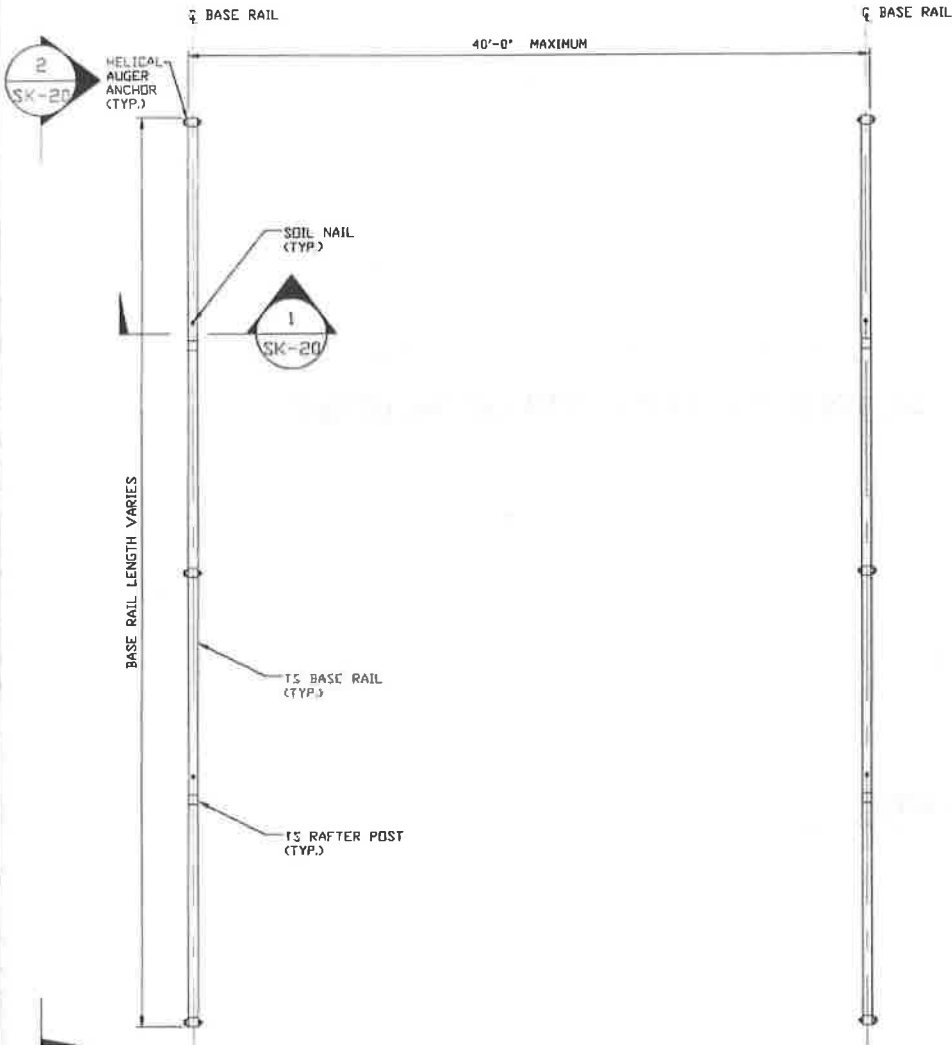
REV: 8

THIS DOCUMENT IS THE PROPERTY OF MOORE AND ASSOCIATES ENGINEERING AND CONSULTING. THE UNAUTHORIZED REPRODUCTION, COPYING, OR OTHERWISE USE OF THIS DOCUMENT IS STRICTLY PROHIBITED AND ANY INFRINGEMENT THEREUPON MAY BE SUBJECT TO LEGAL ACTION.

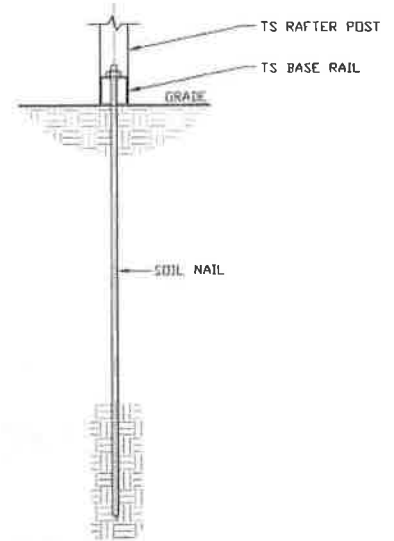
OPTIONAL BASE RAIL ON GRADE APPLICATION



SECTION 2
SCALE: NTS



BASE RAIL PLAN
SCALE: NTS



SECTION 1
SCALE: NTS

HELIX ANCHOR	
SIDE LENGTH	SPACING
VARIES	10'-0" (EVERY OTHER POST)

**MOORE AND ASSOCIATES
ENGINEERING AND CONSULTING, INC.**

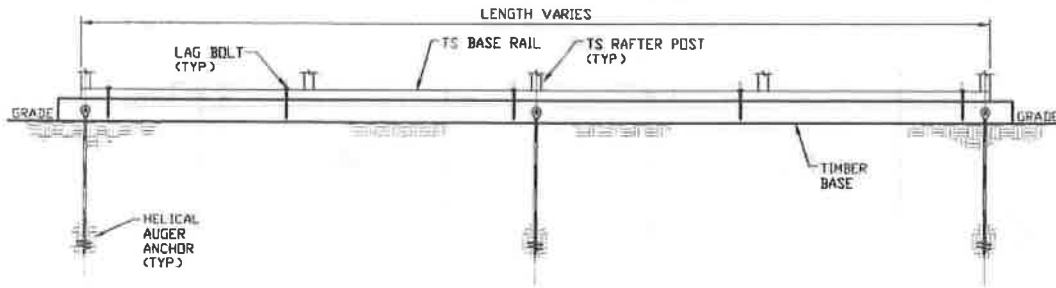
DRAWN BY: AT
CHECKED BY: PDH
PROJECT MGR: WSM
CLIENT: SBST

STEEL BUILDING AND STRUCTURES INC.
P.O. BOX 1287,
MOUNT AIRY, NC 27030
40'-0"x20'-0" ENCLOSED BUILDING

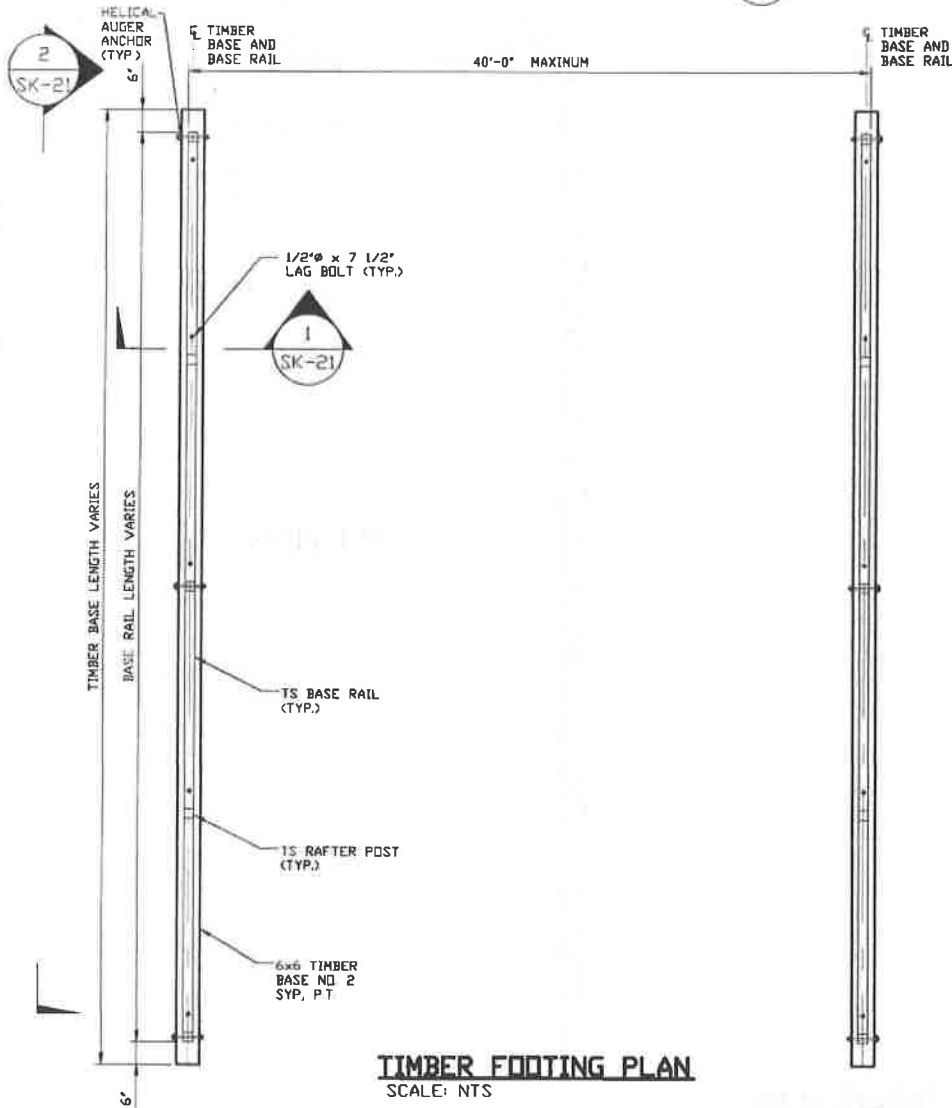
DATE: 12-14-18	SCALE: NTS	JOB NO: 17200S/ 18068S/18290S	
SHT. 20	DWG. NO: SK-3	REV. 0	

THIS DOCUMENT IS THE PROPERTY OF MOORE AND ASSOCIATES ENGINEERING AND CONSULTING. THE UNAUTHORIZED REPRODUCTION, COPYING, OR OTHERWISE USE OF THIS DOCUMENT IS STRICTLY PROHIBITED AND ANY INFRINGEMENT THEREUPON MAY BE SUBJECT TO LEGAL ACTION.

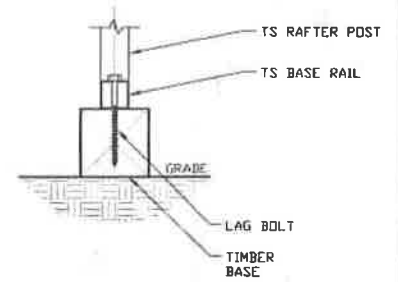
OPTIONAL BASE RAIL ON TIMBER BEAM WITH SOIL NAIL



SECTION 2
SCALE: NTS



TIMBER FOOTING PLAN
SCALE: NTS



SECTION 1
SCALE: NTS

HELIX ANCHOR	
SIDE LENGTH	SPACING
VARIES	10'-0" (EVERY OTHER POST)

**MOORE AND ASSOCIATES
ENGINEERING AND CONSULTING, INC.**

DRAWN BY: AT

CHECKED BY: PMH

PROJECT MGR: VSM

CLIENT: SISI

STEEL BUILDING AND STRUCTURES INC.
P.O. BOX 1287,
MOUNT AIRY, NC 27030
40'-0" x 20'-0" ENCLOSED BUILDING

DATE: 12-14-10

SHT. 21

SCALE: NTS

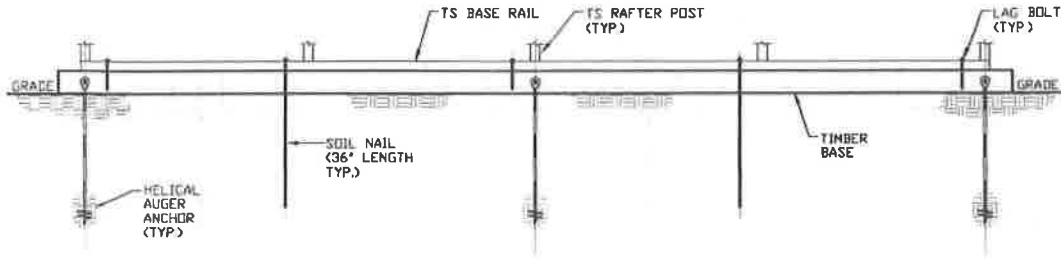
DWG. NO. SK-3

**JOB NO. 172005/
100663/102905**

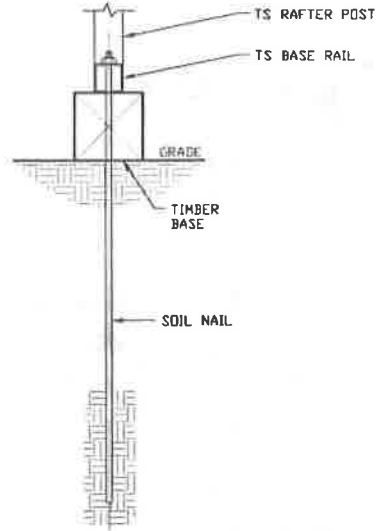
REV: 0

THIS DOCUMENT IS THE PROPERTY OF MOORE AND ASSOCIATES ENGINEERING AND CONSULTING. THE UNAUTHORIZED REPRODUCTION, COPYING, OR OTHERWISE USE OF THIS DOCUMENT IS STRICTLY PROHIBITED AND ANY INFRINGEMENT THEREUPON MAY BE SUBJECT TO LEGAL ACTION.

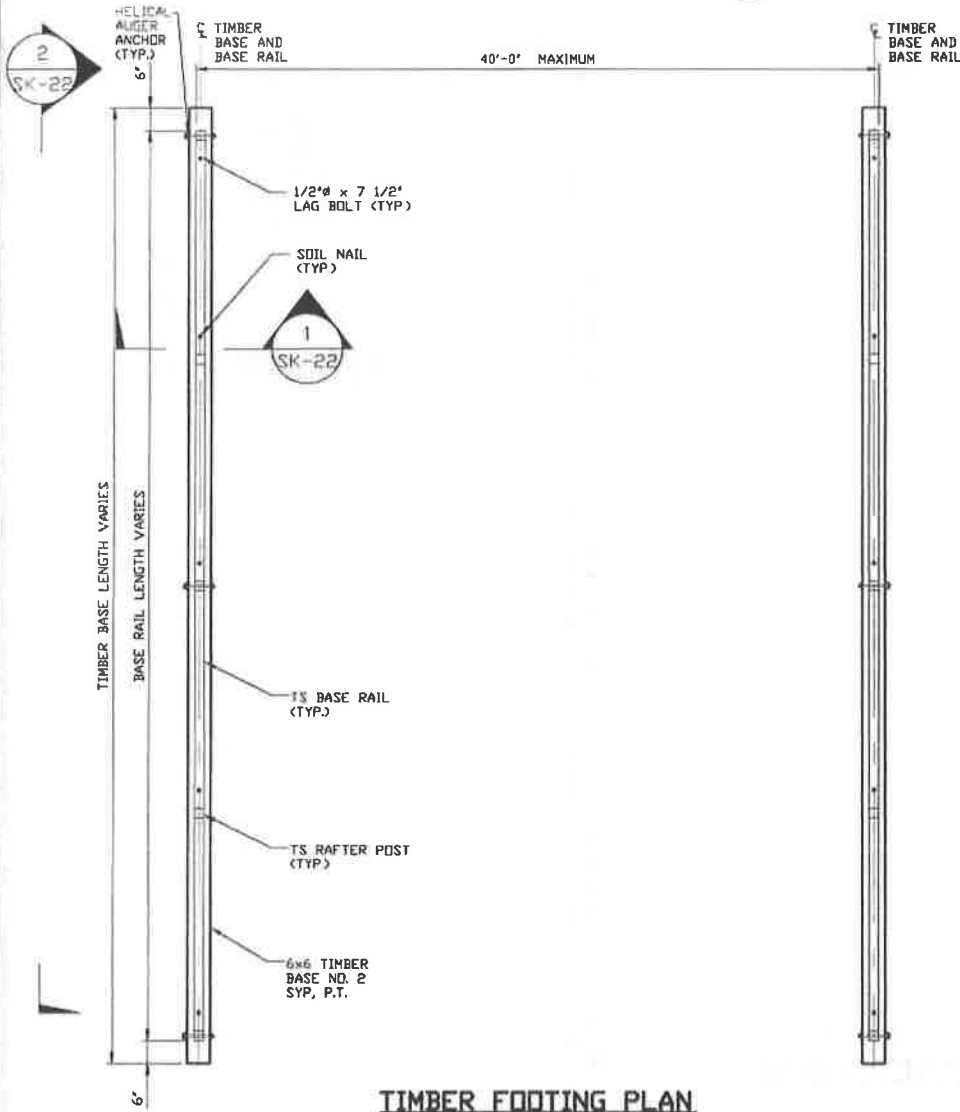
OPTIONAL BASE RAIL ON TIMBER BEAM WITH SOIL NAIL



SECTION 2
SCALE: NTS



SECTION 1
SCALE: NTS



TIMBER FOOTING PLAN
SCALE: NTS

HELIX ANCHOR	
SIDE LENGTH	SPACING
VARIES	10'-0" (EVERY OTHER POST)

**MOORE AND ASSOCIATES
ENGINEERING AND CONSULTING, INC.**

DRAWN BY: AT

CHECKED BY: PMH

PROJECT MGR: VSM

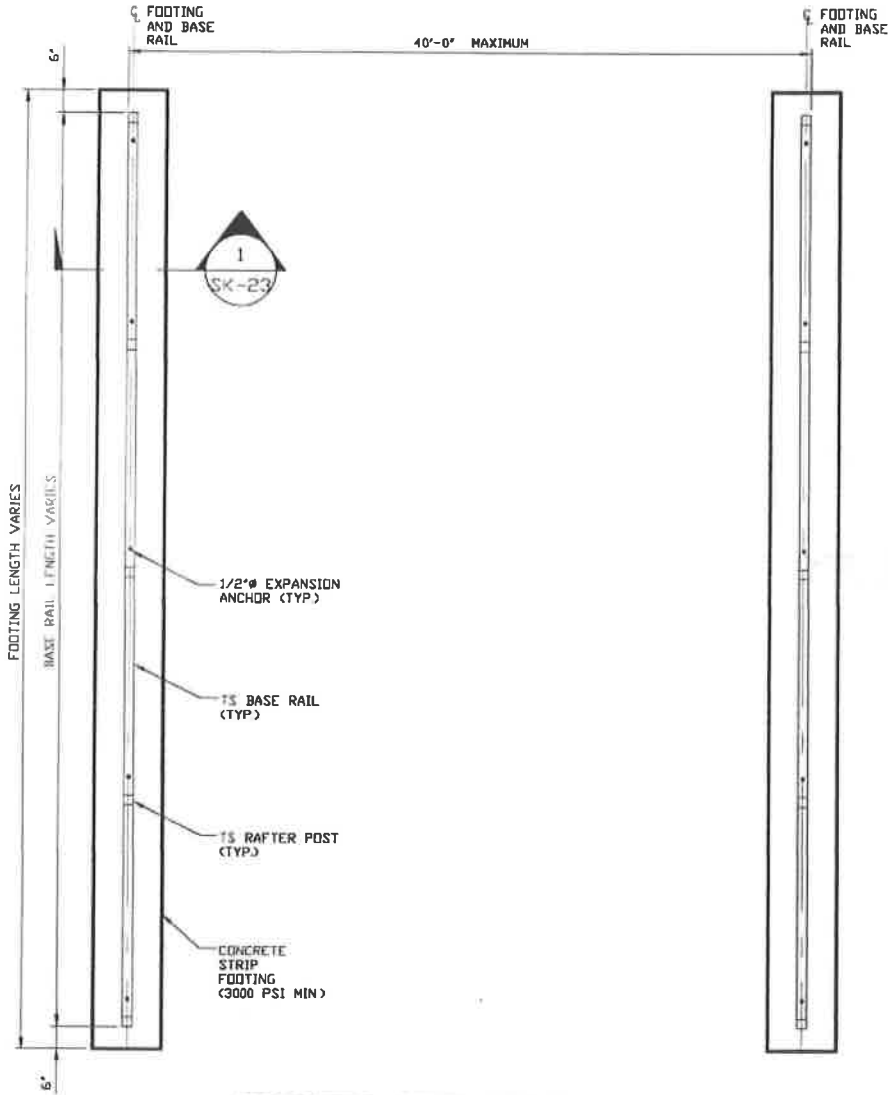
CLIENT: SBST

STEEL BUILDING AND STRUCTURES INC.
P.O. BOX 1287,
MOUNT AIRY, NC 27030
40'-0" x 20'-0" ENCLOSED BUILDING

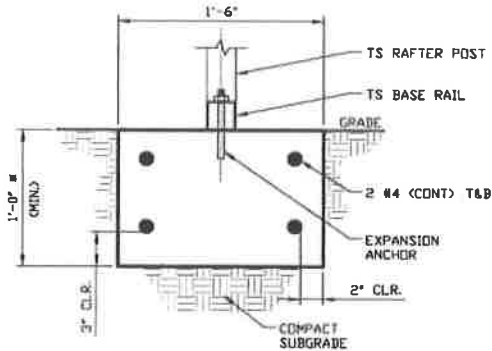
DATE: 12-14-18	SCALE: NTS	JOB NO: 17200S/ 18068S/18290S	
SHT. 22	DWG. NO: SK-3	REV: 8	

THIS DOCUMENT IS THE PROPERTY OF MOORE AND ASSOCIATES ENGINEERING AND CONSULTING. THE UNAUTHORIZED REPRODUCTION, COPYING, OR OTHERWISE USE OF THIS DOCUMENT IS STRICTLY PROHIBITED AND ANY INFRINGEMENT THEREUPON MAY BE SUBJECT TO LEGAL ACTION.

OPTIONAL CONCRETE STRIP FOOTING



CONCRETE STRIP FOOTING PLAN
SCALE: NTS



SECTION 1
SCALE: NTS
SK-23

* COORDINATE WITH LOCAL CODES/ORD.

**MOORE AND ASSOCIATES
ENGINEERING AND CONSULTING, INC.**

DRAWN BY: AT

CHECKED BY: PDH

PROJECT MGR: VSM

CLIENT: SRSI

STEEL BUILDING AND STRUCTURES INC.
P.O. BOX 1287,
MOUNT AIRY, NC 27030
40'-0"x20'-0" ENCLOSED BUILDING

DATE: 12-14-16

SCALE: NTS

**JOB NO: 17200S/
18066S/18090S**

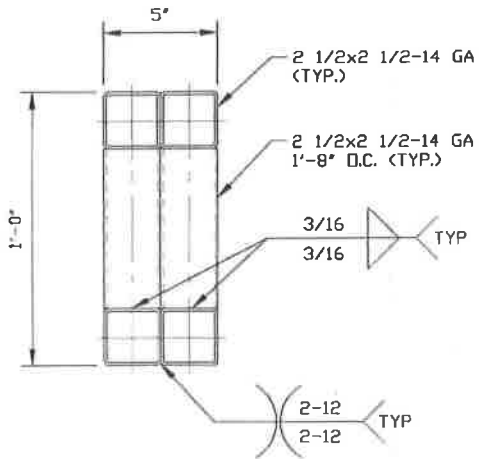
SHT. 23

DWG. NO: SK-3

REV: 0

THIS DOCUMENT IS THE PROPERTY OF MOORE AND ASSOCIATES ENGINEERING AND CONSULTING. THE UNAUTHORIZED REPRODUCTION, COPYING, OR OTHERWISE USE OF THIS DOCUMENT IS STRICTLY PROHIBITED AND ANY INFRINGEMENT THEREUPON MAY BE SUBJECT TO LEGAL ACTION.

OPTIONAL HEADER



**HEADER DETAIL FOR DOOR
OPENINGS 10'-0" < LENGTH ≤ 20'-0"**

SCALE: NTS

**MOORE AND ASSOCIATES
ENGINEERING AND CONSULTING, INC.**

DRAWN BY: AT

CHECKED BY: PDH

PROJECT MGR: VSN

CLIENT: SBST

STEEL BUILDING AND STRUCTURES INC.
P.O. BOX 1287,
MOUNT AIRY, NC 27030
40'-0"x20'-0" ENCLOSED BUILDING

DATE: 12-14-19

SCALE: NTS

SHT. 24

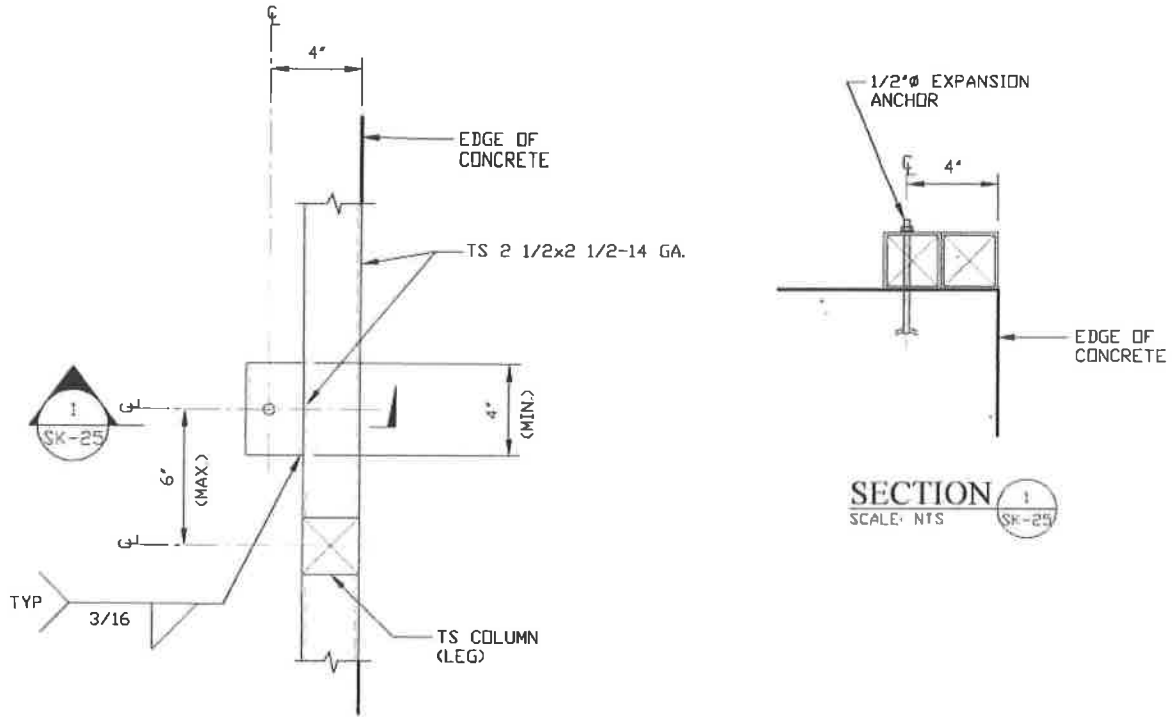
DWG. NO: SK-3

**JOB NO: 17200S/
18056S/18290S**

REV: 8

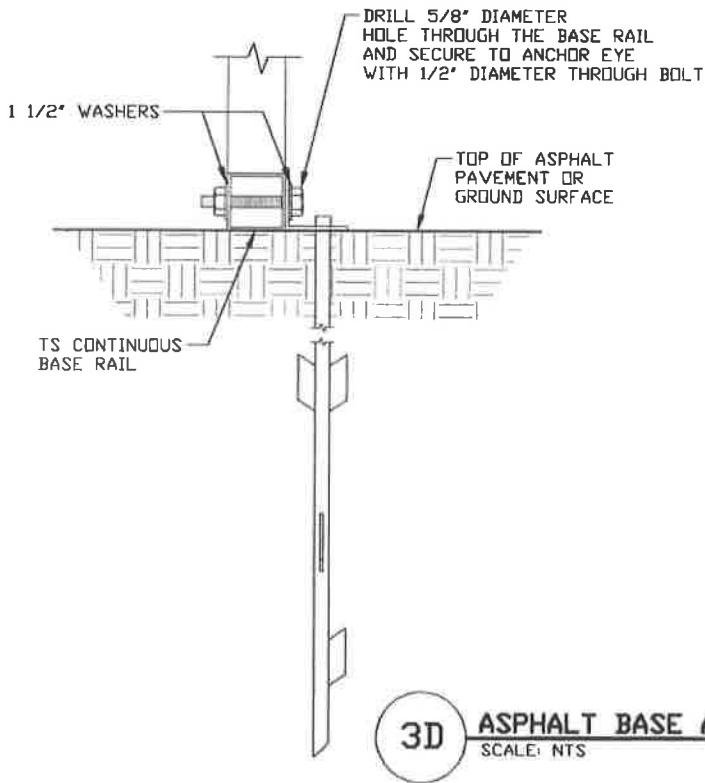
THIS DOCUMENT IS THE PROPERTY OF MOORE AND ASSOCIATES ENGINEERING AND CONSULTING. THE UNAUTHORIZED REPRODUCTION, COPYING, OR OTHERWISE USE OF THIS DOCUMENT IS STRICTLY PROHIBITED AND ANY INFRINGEMENT THEREUPON MAY BE SUBJECT TO LEGAL ACTION.

ADDITIONAL BASE RAIL ANCHORAGE OPTION



TYPICAL ANCHOR DETAIL WHEN BASE RAIL IS NEAR EDGE OF CONCRETE

SCALE: NTS



**MOORE AND ASSOCIATES
ENGINEERING AND CONSULTING, INC.**

DRAWN BY: AT

CHECKED BY: PDH

PROJECT MGR: VSM

CLIENT: SISI

STEEL BUILDING AND STRUCTURES INC.
P.O. BOX 1287,
MOUNT AIRY, NC 27030
40'-0" x 20'-0" ENCLOSED BUILDING

DATE: 12-14-18

SCALE: NTS

**JOB NO: 17200S/
18068S/18290S**

SHT. 25

DWG. NO SK-3

REV: 0

THIS DOCUMENT IS THE PROPERTY OF MOORE AND ASSOCIATES ENGINEERING AND CONSULTING. THE UNAUTHORIZED REPRODUCTION, COPYING, OR OTHERWISE USE OF THIS DOCUMENT IS STRICTLY PROHIBITED AND ANY INFRINGEMENT THEREUPON MAY BE SUBJECT TO LEGAL ACTION.

