






-  Surrounding County Boundaries
-  County Boundary
-  Address Numbers

-  Road Centerlines
-  Ingress_Egress
-  Parcels

NOT TO SCALE

24.8 x 56'
DWMH

