

TrueHomes

IT'S ALL ABOUT U

BUIES CREEK TOWNHOMES

TrueHomes
IT'S ALL ABOUT U
2649 Brekentridge Centre Dr.
Suite 104
Monroe, N.C. 28110
704-271-1191

BUIES CREEK TOWNHOMES
6 UNIT
LOTS 53-58

LUCAS TH 1340
HARNETT COUNTY

Copyright True Homes L.L.C. All rights reserved. The duplication, reproduction, copying, sale, rental, licensing, or any other distribution or use of these drawings, any portion thereof or of the plans depicted hereon is strictly prohibited.
PREPARED BY:
Michael
DATE:
1.3.24
SCALE:
AS SHOWN
REVIEWED BY:
Chuck
SHEET:
CS

HEADER SCHEDULE

ALL INTERIOR BEARING AND EXTERIOR WALLS
1. SPANS UP TO 3'-6" -- (2) 2x8's
2. SPANS 3'-6" TO 6'-6" -- (2) 2x10's
3. SPANS 6'-6" OR MORE -- SEE PLAN

** SOUTH CAROLINA SPECIFIC NOTE **
ALL OPENINGS IN THERMAL ENVELOPE MUST HAVE INSULATED HEADER PER CODE

EXTERIOR HINGED DOOR SCHEDULE

PLAN I.D.	R.O. WIDTH	DOOR HEIGHT R.O.		
		8FT CEILING	9FT CEILING	10FT CEILING
3/0	3'-2 1/2"	82-1/2"	82-1/2"	98-1/2"
2/8	2'-10 1/2"			
5/0	5'-3 5/8"			
5/4	5'-7 5/8"			
6/0	6'-3 5/8"			
SLIDING PATIO DOORS				
5/0	4'-11 1/2"	80"	80"	96"
6/0	5'-11 1/2"			

INTERIOR HINGED DOOR SCHEDULE

PLAN I.D.	R.O. WIDTH	DOOR HEIGHT R.O.		
		8FT CEILING	9FT CEILING	10FT CEILING
1/4	1'-6"	82-1/2" NOMINAL DOOR HEIGHT +2-1/2"	82-1/2" NOMINAL DOOR HEIGHT +2-1/2"	98-1/2" NOMINAL DOOR HEIGHT +2-1/2"
1/6	1'-8"			
1/8	1'-10"			
2/0	2'-2"			
2/4	2'-6"			
2/6	2'-8"			
2/8	2'-10"			
2/10	3'-0"			
3/0	3'-2"			
4/0	4'-2"			
5/0	5'-2"			
6/0	6'-2"			

◇ LOAD BEARING ○ NON-LOAD BEARING

INTERIOR PASS THRU SCHEDULE

FRAMED OPENING DIMENSIONS		
WALL HEIGHT	R.O. WIDTH	R.O. HEIGHT
8'-1 1/8"	PLAN I.D. +2"	82-1/2"
9'-1 1/8"	PLAN I.D. +2"	94-1/2"
10'-1 1/8"	PLAN I.D. +2"	98-1/2"

ROUGH OPENING HEIGHTS ARE FOR DO, CO, & AO OPENINGS. SHIM HEIGHTS AS NEEDED TO MATCH INTERIOR HINGED DOOR CASING

INTERIOR DOORWAY OPENINGS:
DO = DRYWALL OPENING
CO = CASIED OPENING
AO = ARCHED OPENING

GENERAL NOTES

- PLANS PERMITTED IN NORTH CAROLINA ARE DESIGNED TO MEET THE 2018 NORTH CAROLINA RESIDENTIAL BUILDING CODE, AS ISSUED BY THE STATE OF NORTH CAROLINA, AND PLANS PERMITTED IN SOUTH CAROLINA DESIGNED TO MEET 2021 SOUTH CAROLINA RESIDENTIAL BUILDING CODE AS ISSUED BY THE STATE OF SOUTH CAROLINA, WITH MODIFICATIONS AS REQUIRED TO MEET LOCAL BUILDING CODES FOR EACH APPLICABLE JURISDICTION.
- DO NOT SCALE DIMENSIONS FROM PRINTS. USE DIMENSIONS GIVEN OR CONSULT ARCHITECTURAL SERVICES DEPARTMENT FOR FURTHER CLARIFICATION.
- ALL DIMENSIONS ARE FROM WALL FRAMING (FACE OF STUD), NO FINISHED DIMENSIONS ARE GIVEN U.N.O.
- ALL INTERIOR NON-LOAD BEARING WALLS TO BE 2x4 STUDS @ 24" O.C. (U.N.O.). OR AS SPECIFIED PER COMMUNITY SPECS & MUNICIPALITY REQUIREMENTS.
- ALL STRUCTURAL FRAMING LUMBER EXPOSED DIRECTLY TO THE WEATHER OR BEARING DIRECTLY ON MASONRY OR CONCRETE SHALL BE TREATED. ALL WOOD IN CONTACT WITH THE GROUND MUST BE GROUND-CONTACT APPROVED. ALL WOOD EXPOSED DIRECTLY TO THE WEATHER SHALL BE PROTECTED TO PREVENT THE OCCURRENCE OF ROT.
- ALL ANGLED WALLS ARE AT 45 DEGREES UNLESS NOTED OTHERWISE.
- REFER TO QUALITY STANDARDS AND/OR MANUFACTURER SPECS FOR WINDOW ROUGH OPENING SIZES. SEE ELEVATIONS FOR WINDOW HEADER HEIGHTS (U.N.O.).
- PROVIDE BLOCKING ABOVE WINDOWS AND DOORS 16" O.C.
- PROVIDE EXTRA STUDS AS INDICATED AT BEAM BEARING LOCATIONS.
- WALLS TO BE FRAMED WITH STUDS AT 16" O.C. AT KITCHEN & BATH WALLS WITH CABINETS AND AT TUB/SHOWER LOCATIONS (PER MANUF.).
- ALL COMMON CEILING BETWEEN GARAGE TO HOUSE PROVIDE 5/8" TYPE X GWB PER GARAGE SEPARATION REQUIREMENTS PER CODE. ALL JOINTS TO BE TAPED & MUDDED FOR FIRE SEPARATION. ALL STRUCTURES SUPPORTING FLOOR/CEILING ASSEMBLIES USED FOR SEPARATION REQUIRE NOT LESS THAN 1/2" GYP OR EQ. PER SECTION R302.6
- SEPARATE GARAGE FROM ATTIC WITH 5/8" TYPE X GWB SCUTTLE MINIMUM AND 2X SCUTTLE FRAMING MATERIAL.
- HEEL HEIGHTS: SEE ELEVATIONS SHEETS FOR TOP OF FASCIA DIMENSIONS TO GATHER PROPER HEEL HEIGHT REQUIREMENTS.
- PROVIDE AND INSTALL LOCALLY CERTIFIED SMOKE DETECTORS AND CARBON MONOXIDE DETECTORS AS REQUIRED BY NATIONAL FIRE PROTECTION ASSOCIATION AND MEETING THE REQUIREMENTS OF ALL GOVERNING CODES AND PER MANUFACTURER SPECS.
- PROVIDE 1 1/2" FLAT WALL FRAMING FOR ALL HVAC CHASES UNLESS NOTED OTHERWISE. SEE FRAMING SHEET GN FOR ADDITIONAL NOTES PER LOCAL CODES.
- TYPICAL DOOR OFFSET FROM PERPENDICULAR WALL U.N.O. = 4" FOR ANSWER, INTEGRITY, ELEMENTS, & TRIBUTE OR TYPICAL DOOR OFFSET FROM PERPENDICULAR WALL U.N.O. = 6" FOR TRADITIONS COLLECTION OR DOOR OFFSET CENTERED IN THE WALL UNLESS NOTED OTHERWISE
- ALL HOMES TREATED WITH BORA-CARE TERMITES TREATMENT.
- SMURF DOORS ARE 21 1/2" x 39" NOMINAL (R.O. 22 1/2" x 40").
- DIMENSION AND NOTATIONS ON PLANS HAVE PREFERENCE OVER GRAPHIC DEPICTIONS AND SHOULD BE UTILIZED TO SETTLE ANY DISCREPANCIES - ANY DISCREPANCIES FOUND SHOULD BE FORWARDED TO THE ARCHITECTURAL SERVICES DEPARTMENT FOR RESOLUTION. (ATTN: TRUE HOMES FIELD ASSOC. IF YOU HAVE READ THIS FAR, PLEASE CALL CAD HOTLINE FOR PRIZE)
- TYPICAL FOUNDATION AND ENGINEERING CONSTRUCTION DETAILS ARE SHOWN IN RESPECTIVE PLANS. TYPICAL DETAILS SHALL APPLY TO ALL SITUATIONS OCCURRING ON THE PLAN THAT ARE THE SAME OR SIMILAR TO THOSE SPECIALLY DETAILED. THE APPLICABILITY OF THE DETAIL TO ITS LOCATION ON THE DRAWINGS CAN BE DETERMINED BY THE TITLE OF THE DETAIL. SUCH DETAILS SHALL APPLY WITHER OR NOT THEY ARE REFERENCED AT EACH LOCATION.
- ALL CONSTRUCTION SPECIFICATION NOT COVERED ON THIS SHEET, OR IN PLAN SETS AND GENERAL SPECIFICATIONS, ARE TO MEET ALL APPLICABLE STATE AND LOCAL BUILDING CODES.
- HOUSE CONSTRUCTION IS TYPICAL 2X4 STUDS AT 16" O.C. AT ALL EXTERIOR WALLS UNLESS OTHERWISE NOTED. WALLS THAT ARE TO BE BALLOON FRAMED OR CONSTRUCTED WITH 2X6 STUDS WILL BE NOTED AS SUCH. ALL BASEMENT FRAMED WALLS TO BE 2X4 STUDS FOR ONE-STORY PLANS AND 2X6 STUDS FOR LOAD BEARING WALLS ON TWO-STORY PLANS UNLESS OTHERWISE NOTED.
- TRUE HOMES RESERVES THE RIGHT TO MAKE MODIFICATIONS TO FLOOR PLANS, DIMENSIONS, MATERIALS, AND SPECIFICATIONS WITHOUT NOTICE. THESE DRAWINGS ARE FOR THE PURPOSE OF CONVEYING AN ARCHITECTURAL CONCEPT ONLY.

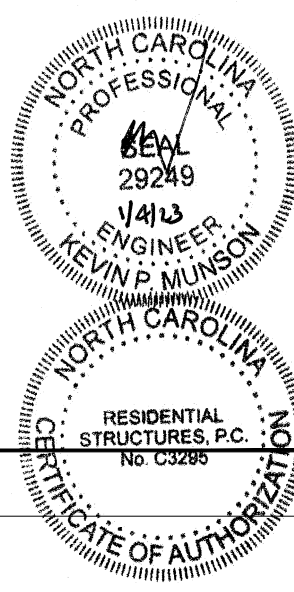
LOTS 53-58

ADDRESS
LILLINGTON, NC

COMMUNITY SPECS

(Detailed listing of all Community Specifications can be found in Showroom Selections)

- MONO FOUNDATION w/ INSULATION
- VINYL SIDING
- CEMENT SOFFIT
- CEMENT PORCH CEILINGS
- ALUMINUM COIL WRAPPED 6" FASCIA
- HVAC LOCATION REAR



RESIDENTIAL STRUCTURES, P.C.
3410 N. Davidson St.
Charlotte, N.C. 28205
Seal For Structural Only

THE 'LUCAS TH'

INTEGRITY COLLECTION

HELP HOTLINES

"WHEN IN DOUBT, GIVE US A SHOUT"

TRUE BUILDER:

(To be filled in by Builder on site)

NAME: _____

NUMBER: _____

ARCHITECTURAL SERVICES:

- Missing or Conflicting Dimensions
- Plan Legibility
- Missing Options

Mon-Fri: 8am - 5pm
CHARLOTTE MKTS: 704-681-2032
ALL OTHER MKTS: 704-993-1861
E-mail: CADISSUE@truehomesusa.com

ESTIMATING:

- Missing Material or Shortage
- Purchase Order Questions

Mon-Fri: 8am - 5pm
ALL MKTS: 704-681-4916

TABLE OF CONTENTS

C5	COVER SHEET
SF1	SLAB FORMWORK PLAN
S1	MONO FOUNDATION PLAN
S2	LOWER LEVEL FRAMING PLAN
S2.1	LOWER LEVEL BRACED WALL PLAN
S3	UPPER LEVEL FRAMING PLAN
S3.1	UPPER LEVEL BRACED WALL PLAN
A1	LOWER LEVEL FLOOR PLAN
A2	UPPER LEVEL FLOOR PLAN
A4.1	FRONT ELEVATIONS
A4.2	REAR ELEVATIONS
E1	LOWER LEVEL ELECTRICAL PLAN
E2	UPPER LEVEL ELECTRICAL PLAN
D1	MONO FOUNDATION DETAILS
D2	AREA SEPARATION WALL DETAILS
D3	UL RATED WALL DETAILS
D4	DOOR / WINDOW DETAILS
D5	FLASHING DETAILS
D5.1	STAIR DETAILS
D5.2	STAIR DETAILS
D5.3	STAIR DETAILS
D6	FRAMING DETAILS
D7	MISC. DETAILS
D8	GENERAL NOTES
D9	GENERAL NOTES
D10	EAVE & CORNICE DETAILS
D11	EXTERIOR SPECIFIC DETAILS
D12	EXTERIOR SPECIFIC DETAILS
D13	STAIR SECTIONS & MISC. DETAILS
D14	PORTAL FRAME DETAILS

SQ. FOOTAGE

LOWER LEVEL	680 SQ.FT.
UPPER LEVEL	680 SQ.FT.
TOTAL LIVABLE	1360 SQ.FT.
FRONT PORCH (FULL)	108 SQ.FT.
FRONT PORCH (PARTIAL)	24 SQ.FT.
REAR PATIO	100 SQ.FT.

REVISION LOG

1. DATE:	DRAWN BY:
2. DATE:	DRAWN BY:
3. DATE:	DRAWN BY:
4. DATE:	DRAWN BY:

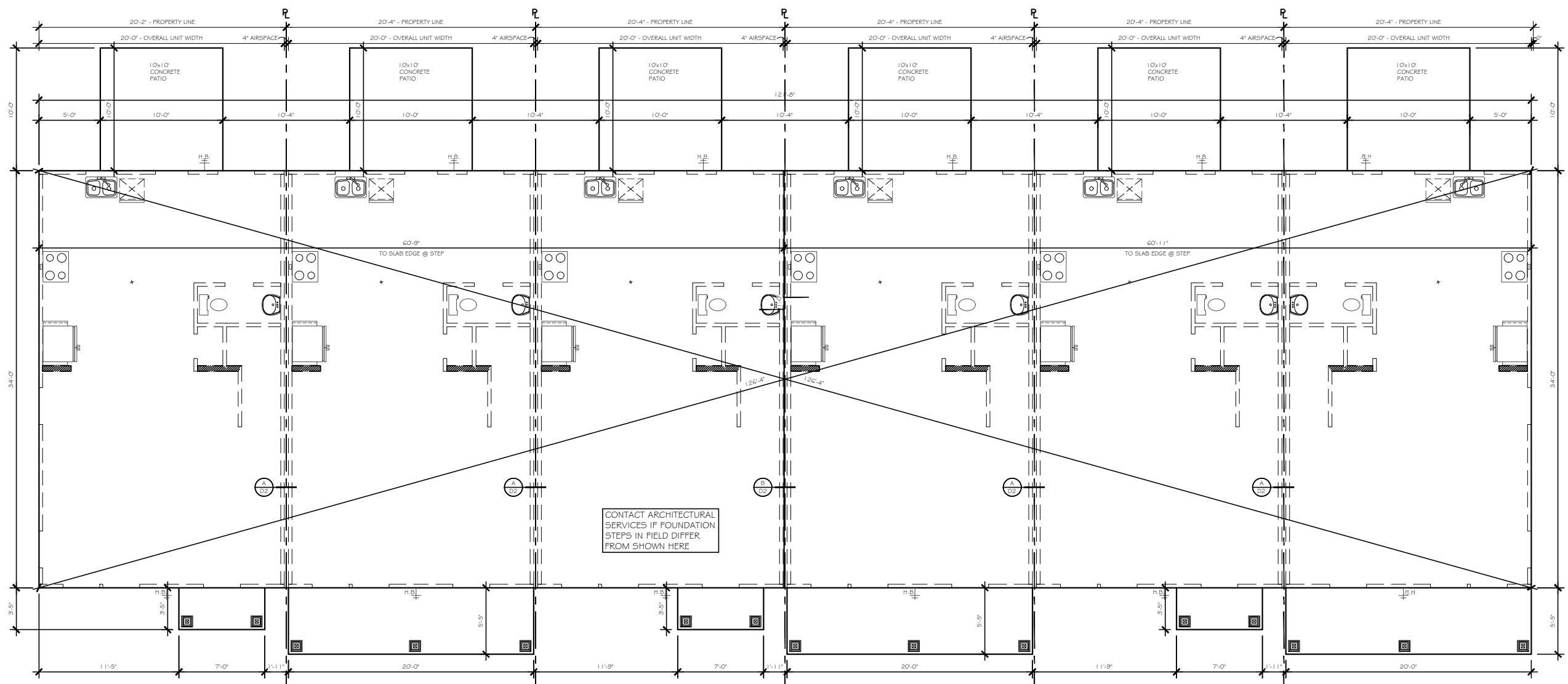
DESIGN CRITERIA

- DESIGN LOADS ARE ALL DEAD LOADS PLUS:
 - SLEEPING ROOMS.....30 PSF
 - ALL OTHER FLOORS.....40 PSF
 - BALCONIES.....40 PSF
 - ATTIC FLOOR LIVE LOADING WITH THE FOLLOWING:
 - AREA ACCESSIBLE BY STAIRS.....40 PSF
 - ROOF SLOPES >3:12.....20 PSF
 - ROOF SLOPES <3:12.....10 PSF
 - ROOF LIVE LOAD.....20 PSF
 - WIND LOAD.....120 MPH
 - SNOW LOAD.....20 PSF
 - SEISMIC ZONE.....B
- DESIGN IS COMPLIANT WITH 2018 NCRC ENERGY CODE N1102.2 PRESCRIPTIVE FOR CLIMATE ZONE 4A

NOTE:
 1. THIS PLAN IS FOR PURPOSES OF ESTABLISHING ACCURATE FORMWORK FOR EXECUTION OF CONCRETE SLAB POUR.
 2. DIMENSIONS ARE TO SLAB CORNERS WHETHER INTERIOR OR EXTERIOR.
 3. THIS PLAN IS CONSIDERED NON-STRUCTURAL.

TrueHomes
 IT'S ALL ABOUT U
 2649 Brekonridge Centre Dr.
 Suite 104
 Monroe, N.C. 28110
 704-271-1191

BUIES CREEK TOWNHOMES
6 UNIT
LOTS 53-58



SLAB
 1340 - FORMWORK PLAN LOT - 53
 SCALE: 3/8" = 1'-0"
 LUCAS TH

SLAB
 1340 - FORMWORK PLAN LOT - 54
 SCALE: 3/8" = 1'-0"
 LUCAS TH

SLAB
 1340 - FORMWORK PLAN LOT - 55
 SCALE: 3/8" = 1'-0"
 LUCAS TH

SLAB
 1340 - FORMWORK PLAN LOT - 56
 SCALE: 3/8" = 1'-0"
 LUCAS TH

SLAB
 1340 - FORMWORK PLAN LOT - 57
 SCALE: 3/8" = 1'-0"
 LUCAS TH

SLAB
 1340 - FORMWORK PLAN LOT - 58
 SCALE: 3/8" = 1'-0"
 LUCAS TH

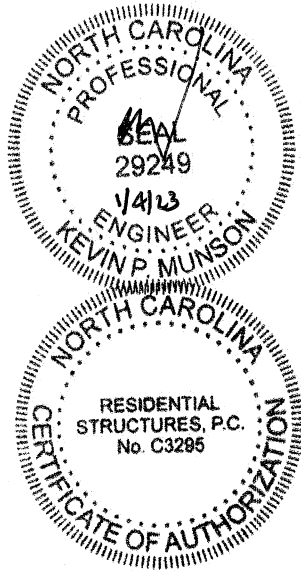
LUCAS TH
 1340

HARNETT COUNTY

Copyright True Homes L.L.C. All rights reserved. The duplication, reproduction, copying, sale, rental, licensing, or any other distribution or use of these drawings, any portion thereof, or the plans depicted hereon is strictly prohibited.

PREPARED BY:
Michael
 DATE:
 1.3.24
 SCALE:
 AS SHOWN
 REVIEWED BY:
Chuck

SHEET:
SF1



RESIDENTIAL STRUCTURES, P.C.
 3410 N. Davidson St.
 Charlotte, N.C. 28205
 Seal For Structural Only

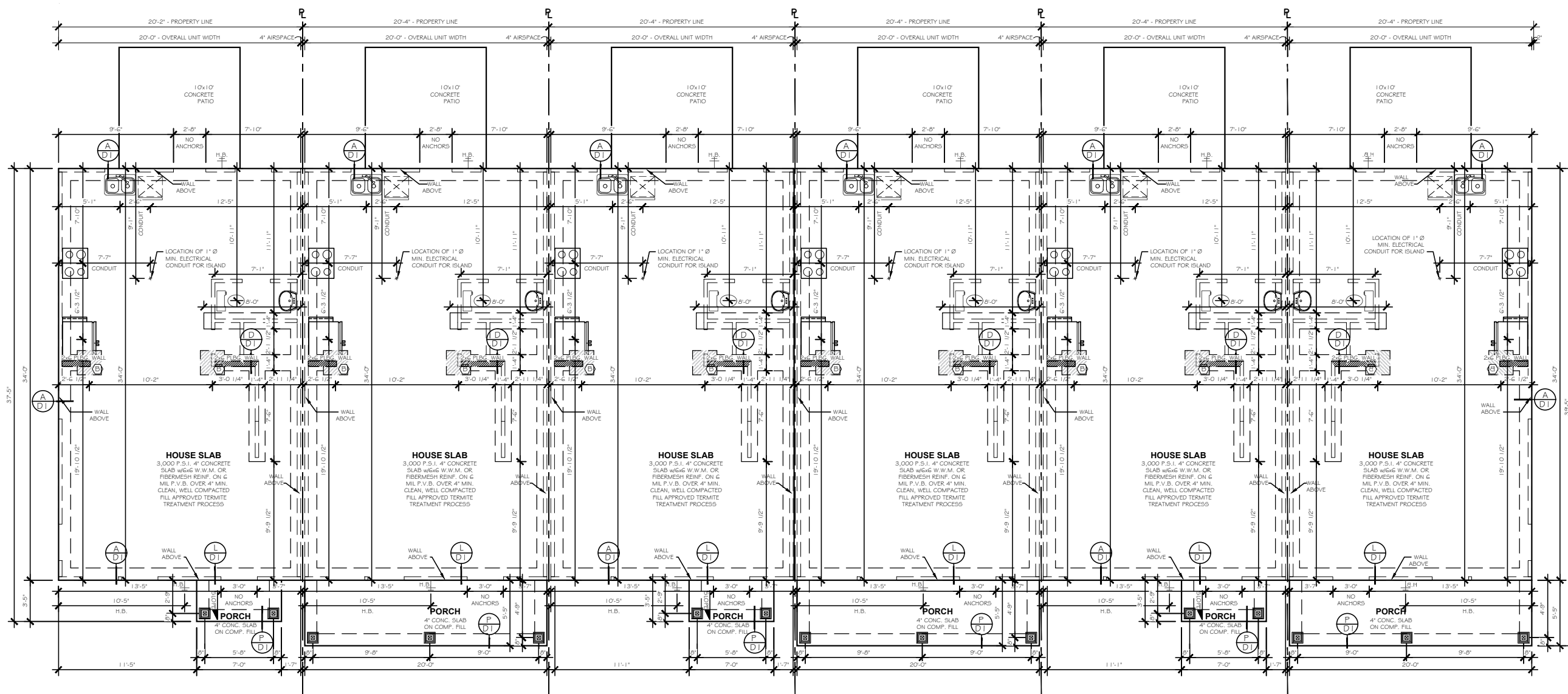
KEYNOTE	SIZE
(A)	18"x18"x8" w/3-#4's E.W.
(B)	24"x24"x12" w/4-#4's E.W.
(C)	30"x30"x12" w/4-#4's E.W.
(D)	36"x36"x12" w/4-#4's E.W.
(E)	48"x48"x12" w/6-#4's E.W.
(F)	36"x60"x12" w/4's @ 6" O.C. E.W.

NOTE:
 1. OUTSIDE DIMENSIONS ARE TO FOUNDATION CORNERS AND MASONRY OPENINGS.
 2. INSIDE DIMENSIONS ARE FROM FACE OF AREA SEPARATION WALL (BETWEEN UNITS) TO CENTER OF APPLIANCES, FIXTURES AND FOOTINGS.

TrueHomes
 IT'S ALL ABOUT U
 2649 Brekonridge Centre Dr.
 Suite 104
 Monroe, N.C. 28110
 704-271-1191

BUIES CREEK TOWNHOMES
6 UNIT
LOTS 53-58

LUCAS TH 1340
HARNETT COUNTY



Copyright True Homes L.L.C. All rights reserved. The duplication, reproduction, copying, sale, rental, licensing, or any other distribution or use of these drawings, any portion thereof or the plans depicted herein is strictly prohibited.

PREPARED BY:
Michael

DATE:

SCALE:
1:3.24

AS SHOWN

REVIEWED BY:
Chuck

SHEET:
S1

MONO
 1340 - FOUNDATION PLAN LOT - 53
 SCALE 3/8" = 1'-0"
 LUCAS TH

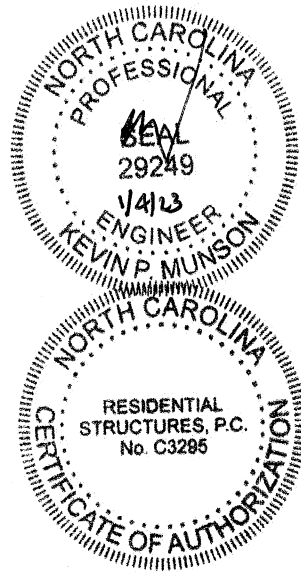
MONO
 1340 - FOUNDATION PLAN LOT - 54
 SCALE 3/8" = 1'-0"
 LUCAS TH

MONO
 1340 - FOUNDATION PLAN LOT - 55
 SCALE 3/8" = 1'-0"
 LUCAS TH

MONO
 1340 - FOUNDATION PLAN LOT - 56
 SCALE 3/8" = 1'-0"
 LUCAS TH

MONO
 1340 - FOUNDATION PLAN LOT - 57
 SCALE 3/8" = 1'-0"
 LUCAS TH

MONO
 1340 - FOUNDATION PLAN LOT - 58
 SCALE 3/8" = 1'-0"
 LUCAS TH



RESIDENTIAL STRUCTURES, P.C.
 3410 N. Davidson St.
 Charlotte, N.C. 28205
 Seal For Structural Only

POST SCHEDULE		**SEE COVER PAGE FOR** ROUGH OPENING DIMENSIONS	
2x4 STUDS EX: (2) 2X4	2x6 STUDS EX: (2) 2X6	KING / JACK STUD SCHEDULE	
NUMBER INSIDE CALLOUT INDICATES TOTAL NUMBER OF STUDS.		(A) (2) JACKS	
		(B) (1) JACK & (1) KING	
		(C) (1) JACK & (2) KINGS	
		(D) (1) JACK & (3) KINGS	
4x4 POST LETTER 'P' INSIDE CALLOUT INDICATES A SOLID 4x4 or 6x6 POST	6x6 POST	(E) (2) JACKS & (1) KING	
		(F) (2) JACKS & (2) KINGS	
		(G) (2) JACKS & (3) KINGS	
		(H) (3) JACKS & (3) KINGS	
		(I) (4) JACKS & (4) KINGS	

STRUCTURAL LEGEND	
	BEARING WALL
	METHOD GB OF 2015 IRC
	BEARING WALL W/ METHOD GB OF 2015 IRC
	CENTER OF BEAM / JOIST / GIRDER TRUSS
	USP LSTA24 HOLDDOWN OR EQ.
	USP DTB-TZ HOLDDOWN OR EQ.

TrueHomes
 IT'S ALL ABOUT U
 2649 Breckridge Centre Dr.
 Suite 104
 Monroe, N.C. 28110
 704-271-1191

BUIES CREEK TOWNHOMES
 6 UNIT
 LOTS 53-58

LUCAS TH
 1340
 HARNETT COUNTY

Copyright True Homes L.L.C. All rights reserved. The duplication, reproduction, copying, sale, rental, licensing, or any other distribution or use of these drawings, any portion thereof or the plans depicted herein is strictly prohibited.

PREPARED BY:
Michael

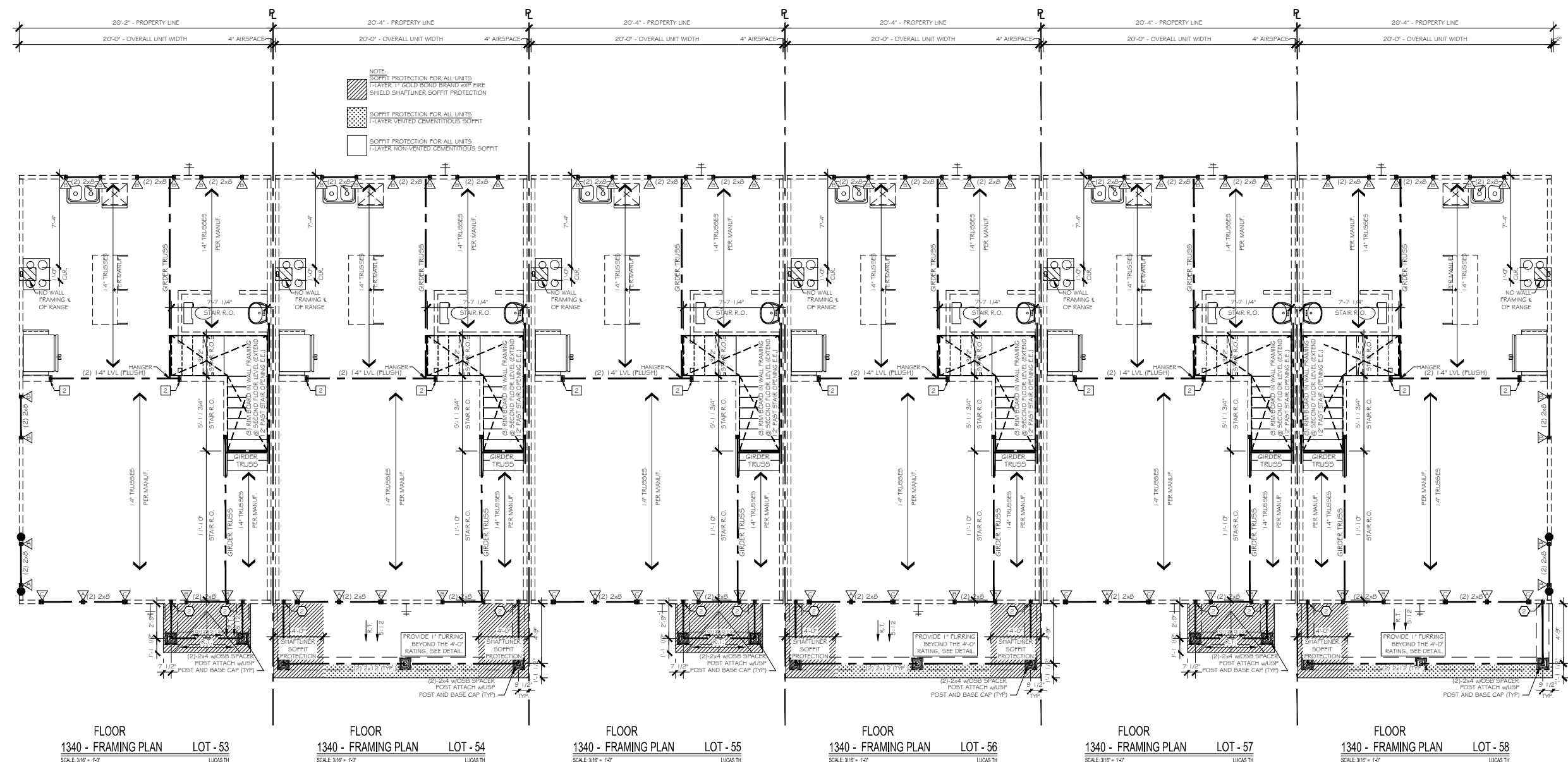
DATE:

SCALE:
 1/32"

AS SHOWN

REVIEWED BY:
Chuck

SHEET:
S2



FLOOR
 1340 - FRAMING PLAN LOT - 53
 SCALE: 3/8" = 1'-0"
 LUCAS TH


FLOOR
 1340 - FRAMING PLAN LOT - 54
 SCALE: 3/8" = 1'-0"
 LUCAS TH

FLOOR
 1340 - FRAMING PLAN LOT - 55
 SCALE: 3/8" = 1'-0"
 LUCAS TH

FLOOR
 1340 - FRAMING PLAN LOT - 56
 SCALE: 3/8" = 1'-0"
 LUCAS TH

FLOOR
 1340 - FRAMING PLAN LOT - 57
 SCALE: 3/8" = 1'-0"
 LUCAS TH

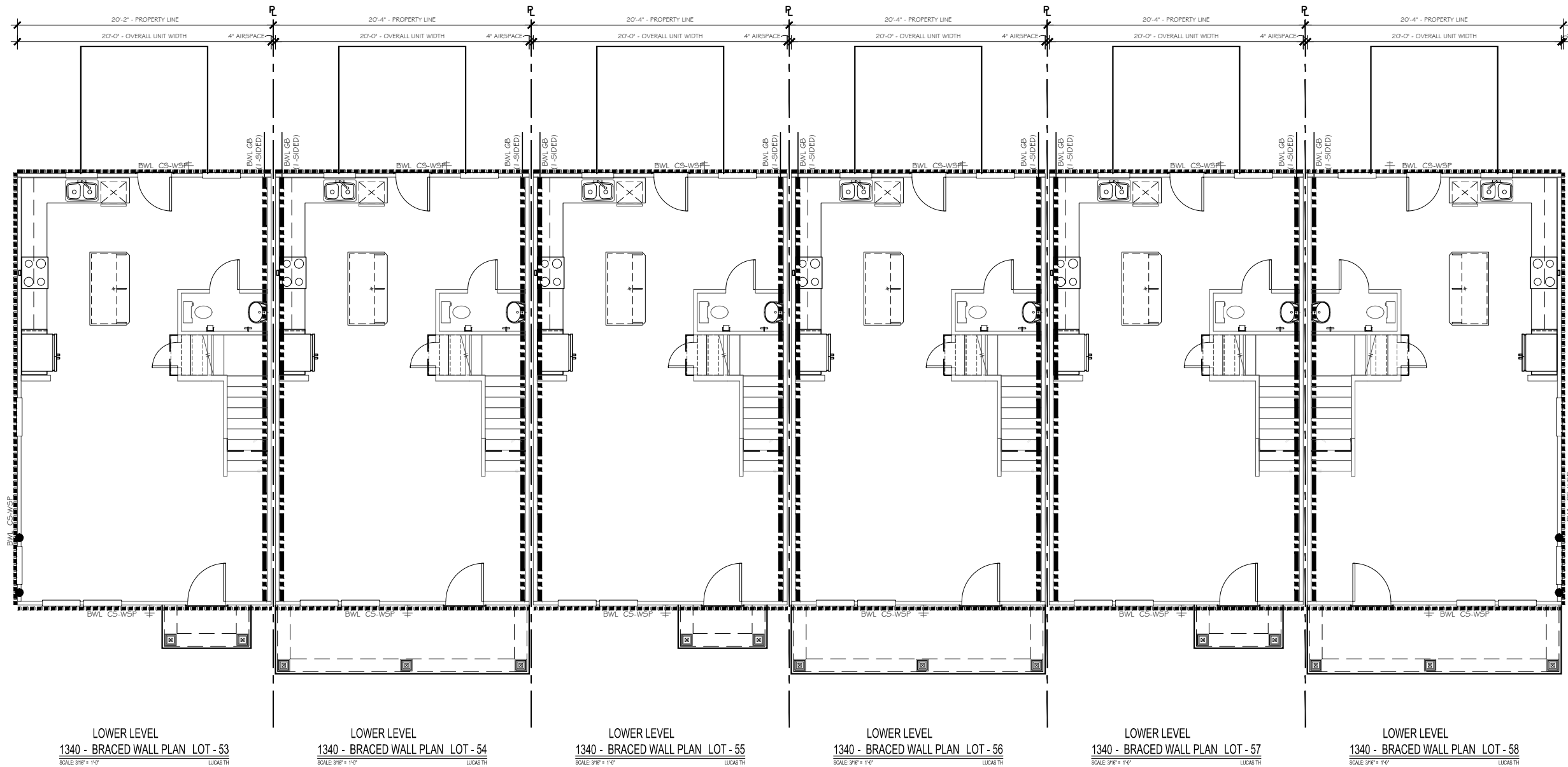
FLOOR
 1340 - FRAMING PLAN LOT - 58
 SCALE: 3/8" = 1'-0"
 LUCAS TH



RESIDENTIAL STRUCTURES, P.C.
 3410 N. Davidson St.
 Charlotte, N.C. 28205
 Seal For Structural Only

WALL BRACING NOTES:
 THIS STRUCTURE HAS BEEN ANALYZED BY A PROFESSIONAL ENGINEER FOR LATERAL LOADING. IT HAS BEEN DESIGNED USING CONTINUOUSLY SHEATHED 7/16" OSB SHEATHING, FASTENED AT 6" O.C. ALONG THE EDGES AND 12" O.C. ALONG THE INTERIOR (w/6d common nails or 8d-2 1/2" long x 0.113" diameter-nails) TO MEET OR EXCEED THE INTENT OF THE 2018 NC RESIDENTIAL BUILDING CODE. BLOCKING SHALL BE PROVIDED AT ALL PANEL EDGES. ALL INTERIOR WALLS (WHERE NOTED) SHOULD BE METHOD GB AND FASTENED WITH 5d COOLER NAILS OR #6 SCREWS AT 7" ALONG THE EDGES AND 7" FIELD. ALL INTERIOR COMMON WALLS (PARTY WALLS) SHOULD BE METHOD GB 1-SIDE FASTENED WITH 5d COOLER NAILS OR #6 SCREWS AT 7" ALONG THE EDGES AND 7" FIELD. ANY METHODS THAT DEVIATE FROM THE ABOVE ARE NOTED ON THE PLAN SET. WHERE WALL LINES REQUIRE FURTHER REINFORCEMENT, ADDITIONAL BRACING METHODS, ENGINEERED WALL SECTIONS AND HOLD DOWNS HAVE BEEN INCLUDED TO RESIST THE LATERAL LOADS. CONTINUITY TO BE PROVIDED BETWEEN UNITS.

WALL BRACING NOTE			STRUCTURAL LEGEND	
<ul style="list-style-type: none"> 115 MPH WIND ZONE - EXP. B 8, 9 OR 10 FT. WALL HEIGHT ENGINEERED WALL BRACING DESIGN MEETS OR EXCEEDS THE INTENT OF THE 2018 IRC 			<ul style="list-style-type: none"> BEARING WALL METHOD GB OF 2015 IRC BEARING WALL W/ METHOD GB OF 2015 IRC CENTER OF BEAM / JOIST / GIRDER TRUSS USP LSTA24 HOLDDOWN OR EQ. USP DTB-TZ HOLDDOWN OR EQ. 	
METHOD	MATERIAL	FASTENER SPACING		
CS-WSP	MIN. 3/8" OSB	6" EDGES, 12" FIELD		
GB	MIN. 1/2" GYP	7" EDGES, 7" FIELD		
ALL WOOD STRUCTURAL PANEL BRACING SHALL BE ATTACHED TO FRAMING OR BLOCKING, EXCEPT GB BRACING. HORIZONTAL JOINTS SHALL NOT BE REQ'D TO BE BLOCKED WHEN JOINTS ARE FINISHED.				
BWL GB (2-SIDED) = WALL BRACING METHOD GB OF 2015 IRC (2 SIDE) BWL GB (1-SIDED) = WALL BRACING METHOD GB OF 2015 IRC (1 SIDE) BWL CS-WSP = WALL BRACING METHOD CS-WSP OF 2015 IRC				
**INSTALL AN EXTRA JOIST BELOW ALL PARALLEL PARTITION WALLS, U.N.O.				




TrueHomes
 IT'S ALL ABOUT U
 2649 Brekonridge Centre Dr.
 Suite 104
 Monroe, N.C. 28110
 704-271-1191

BUIES CREEK TOWNHOMES
 6 UNIT
 LOTS 53-58

LUCAS TH
 1340
HARNETT COUNTY

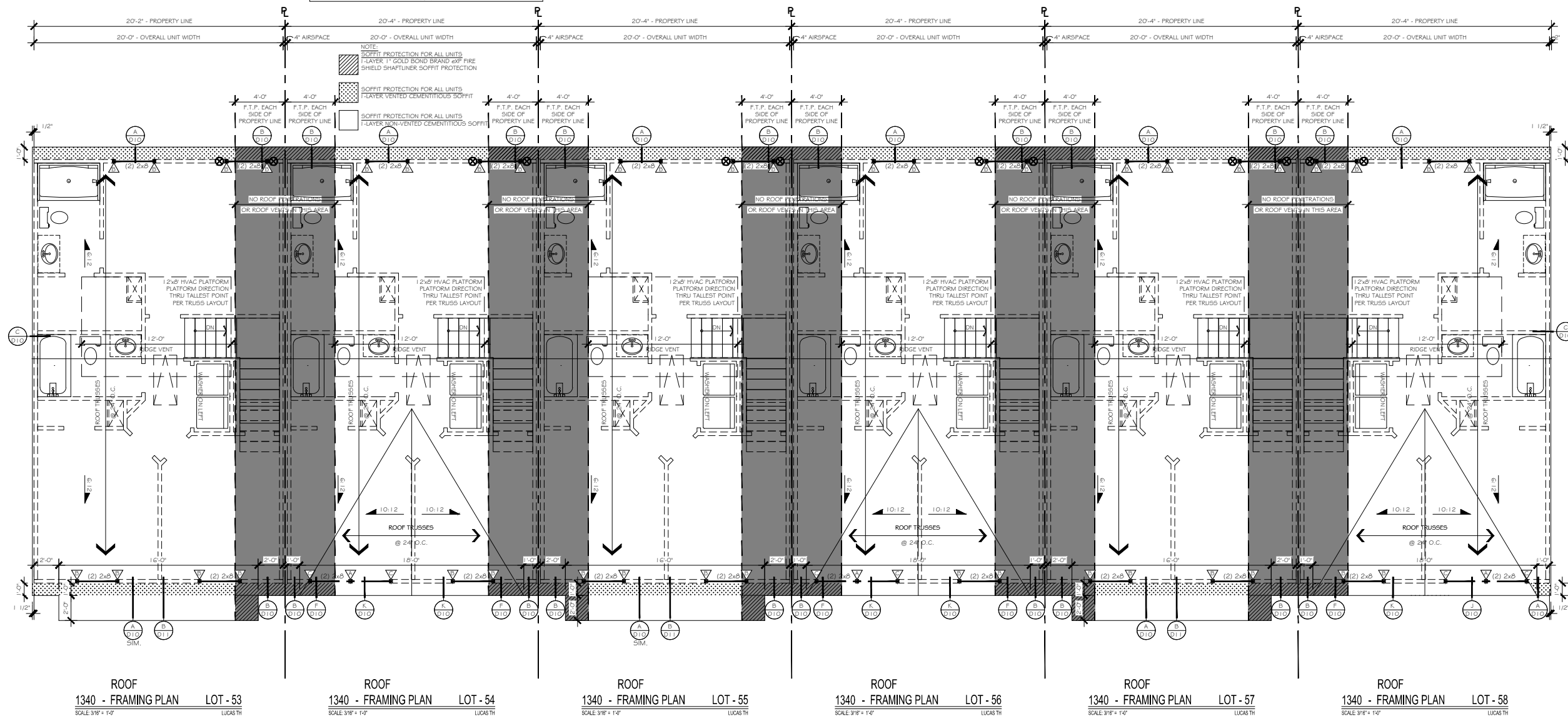
Copyright True Homes L.L.C. All rights reserved. The duplication, reproduction, copying, sale, rental, licensing, or any other distribution or use of these drawings, any portion thereof, or the plans depicted hereon is strictly prohibited.
 PREPARED BY: *Michael*
 DATE: 1.3.24
 SCALE: AS SHOWN
 REVIEWED BY: *Chuck*

SHEET: **S2.1**



RESIDENTIAL STRUCTURES, P.C.
 3410 N. Davidson St.
 Charlotte, N.C. 28205
 Seal For Structural Only

ATTIC VENTILATION CALCULATIONS (PER UNIT)	
RIDGE VENT NET FREE AREA	= 18 SQ. IN. PER LINEAR FT.
SOFFIT VENT NET FREE AREA	= 7 SQ. IN. PER LINEAR FT.
ATTIC AREA (TOTAL)	= 625 SQ. FT.
ATTIC VENTILATION (REQUIRED)	= $625 / 300 = 2.08$ SQ. FT. = 300.00 SQ. IN.
RIDGE VENT	= 12 FT. x 18 SQ. IN. = 216 SQ. IN. NET FREE AREA
SOFFIT VENT	= 12 FT. x 7 SQ. IN. = 84 SQ. IN. NET FREE AREA
TOTAL	= 300 SQ. IN. NET FREE AREA > 300.0 REQUIRE AREA



POST SCHEDULE		KING / JACK STUD SCHEDULE	
2x4 STUDS EX: (2) 2X4	2x6 STUDS EX: (2) 2X6	(A) (2) JACKS	(1) JACK # (1) KING
NUMBER INSIDE CALLOUT INDICATES TOTAL NUMBER OF STUDS.		(B) (1) JACK # (2) KINGS	(1) JACK # (2) KINGS
4X4 POST EX: P	6X6 POST EX: P	(C) (1) JACK # (3) KINGS	(2) JACKS # (1) KING
LETTER 'P' INSIDE CALLOUT INDICATES A SOLID 4x4 or 6x6 POST		(D) (2) JACKS # (2) KINGS	(2) JACKS # (2) KINGS
		(E) (2) JACKS # (3) KINGS	(3) JACKS # (3) KINGS
		(F) (3) JACKS # (3) KINGS	(4) JACKS # (4) KINGS

STRUCTURAL LEGEND	
	BEARING WALL
	METHOD GB OF 2015 IRC
	BEARING WALL W/ METHOD GB OF 2015 IRC
	CENTER OF BEAM / JOIST / GIRDER TRUSS
	USP LSTA24 HOLDDOWN OR EQ.
	USP DTB-TZ HOLDDOWN OR EQ.


TrueHomes
 IT'S ALL ABOUT U
 2649 Breckridge Centre Dr.
 Suite 104
 Monroe, N.C. 28110
 704-271-1191

BUIES CREEK TOWNHOMES
 6 UNIT
 LOTS 53-58

LUCAS TH
 1340
 HARNETT COUNTY

Copyright True Homes L.L.C. All rights reserved. The duplication, reproduction, copying, sale, rental, licensing, or any other distribution or use of these drawings, any portion thereof or the plans depicted hereon is strictly prohibited.
 PREPARED BY: *Michael*
 DATE: _____
 SCALE: 1/324
 AS SHOWN
 REVIEWED BY: *Chuck*

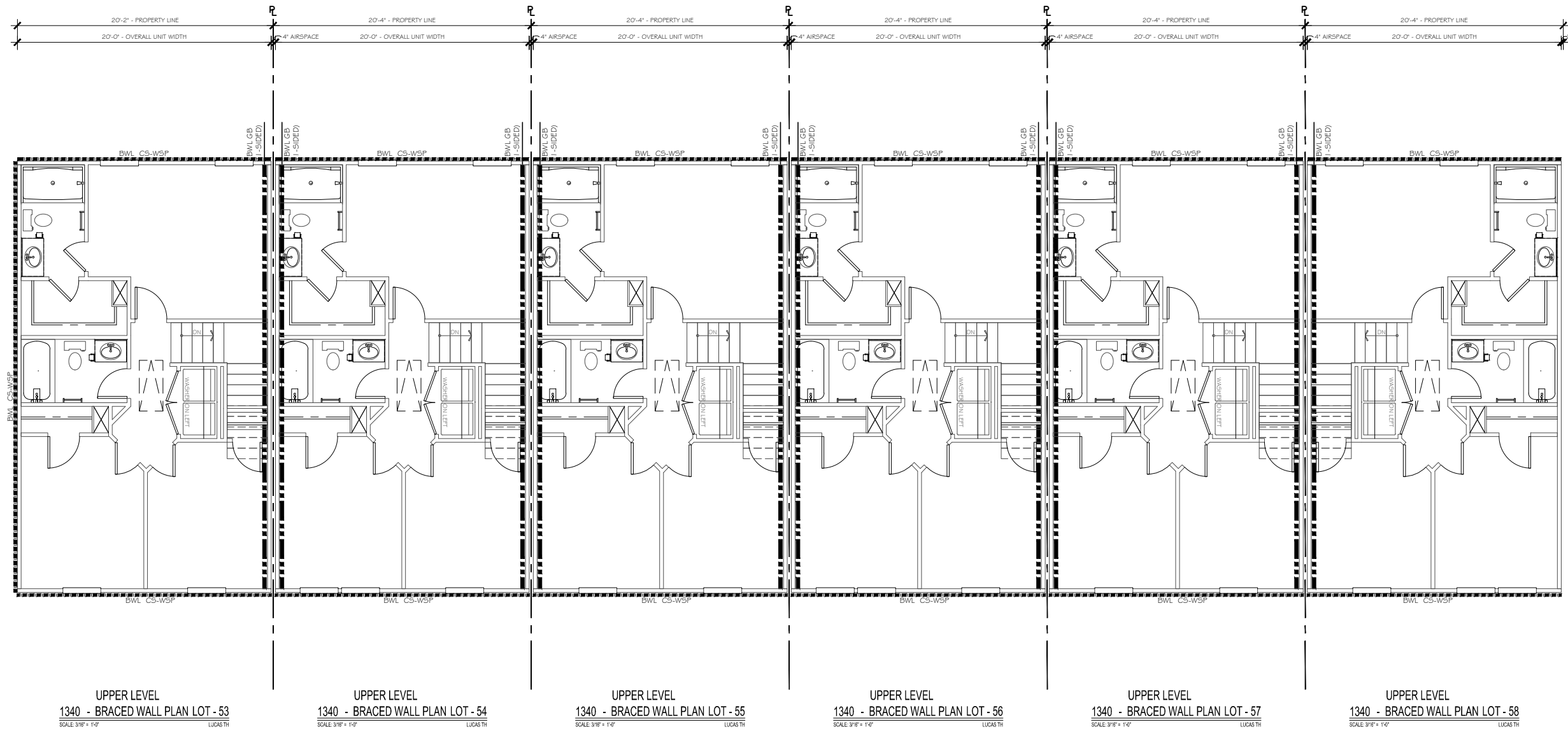
SHEET: **S3**



RESIDENTIAL STRUCTURES, P.C.
 3410 N. Davidson St.
 Charlotte, N.C. 28205
 Seal For Structural Only

WALL BRACING NOTES:
 THIS STRUCTURE HAS BEEN ANALYZED BY A PROFESSIONAL ENGINEER FOR LATERAL LOADING. IT HAS BEEN DESIGNED USING CONTINUOUSLY SHEATHED 7/16" OSB SHEATHING, FASTENED AT 6" O.C. ALONG THE EDGES AND 12" O.C. ALONG THE INTERIOR (w/6d common nails or 8d-2 1/2" long x 0.113" diameter-nails) TO MEET OR EXCEED THE INTENT OF THE 2018 NC RESIDENTIAL BUILDING CODE. BLOCKING SHALL BE PROVIDED AT ALL PANEL EDGES. ALL INTERIOR WALLS (WHERE NOTED) SHOULD BE METHOD GB AND FASTENED WITH 5d COOLER NAILS OR #6 SCREWS AT 7" ALONG THE EDGES AND 7" FIELD. ALL INTERIOR COMMON WALLS (PARTY WALLS) SHOULD BE METHOD GB 1-SIDE FASTENED WITH 5d COOLER NAILS OR #6 SCREWS AT 7" ALONG THE EDGES AND 7" FIELD. ANY METHODS THAT DEVIATE FROM THE ABOVE ARE NOTED ON THE PLAN SET. WHERE WALL LINES REQUIRE FURTHER REINFORCEMENT, ADDITIONAL BRACING METHODS, ENGINEERED WALL SECTIONS AND HOLD DOWNS HAVE BEEN INCLUDED TO RESIST THE LATERAL LOADS. CONTINUITY TO BE PROVIDED BETWEEN UNITS.

WALL BRACING NOTE			STRUCTURAL LEGEND	
<ul style="list-style-type: none"> 115 MPH WIND ZONE - EXP. B 8, 9 OR 10 FT. WALL HEIGHT ENGINEERED WALL BRACING DESIGN MEETS OR EXCEEDS THE INTENT OF THE 2018 IRC 			<ul style="list-style-type: none"> BEARING WALL METHOD GB OF 2015 IRC BEARING WALL W/ METHOD GB OF 2015 IRC CENTER OF BEAM / JOIST / GIRDER TRUSS USP LSTA24 HOLDDOWN OR EQ. USP DTB-TZ HOLDDOWN OR EQ. 	
METHOD	MATERIAL	FASTENER SPACING		
CS-WSP	MIN. 3/8" OSB	6" EDGES, 12" FIELD		
GB	MIN. 1/2" GYP	7" EDGES, 7" FIELD		
ALL WOOD STRUCTURAL PANEL BRACING SHALL BE ATTACHED TO FRAMING OR BLOCKING, EXCEPT GB BRACING. HORIZONTAL JOINTS SHALL NOT BE REQD TO BE BLOCKED WHEN JOINTS ARE FINISHED.				
BWL GB (2-SIDED) = WALL BRACING METHOD GB OF 2015 IRC (2 SIDE) BWL GB (1-SIDED) = WALL BRACING METHOD GB OF 2015 IRC (1 SIDE) BWL CS-WSP = WALL BRACING METHOD CS-WSP OF 2015 IRC				
**INSTALL AN EXTRA JOIST BELOW ALL PARALLEL PARTITION WALLS, U.N.O.				



TrueHomes
 IT'S ALL ABOUT U
 2649 Brekonridge Centre Dr.
 Suite 104
 Monroe, N.C. 28110
 704-271-1191

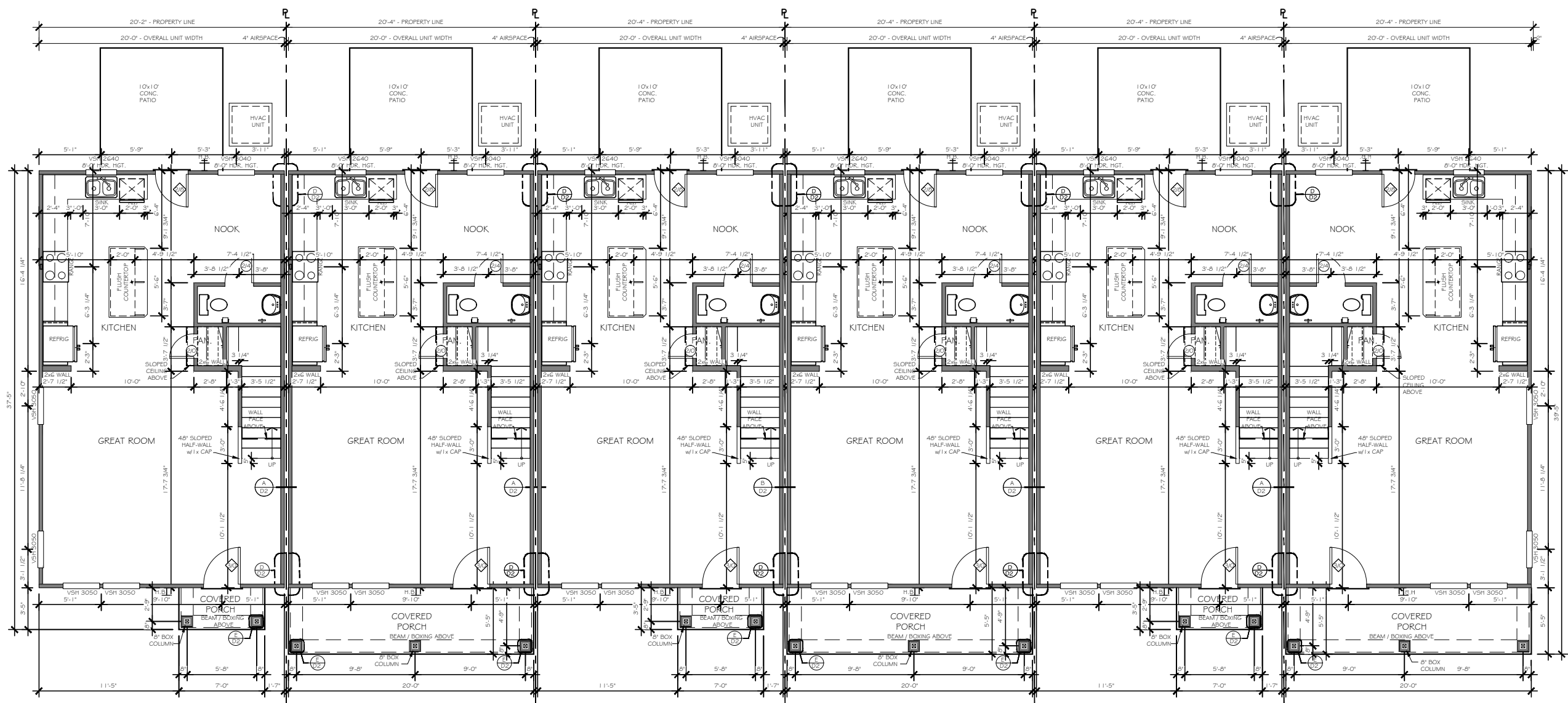
BUIES CREEK
 TOWNHOMES
 6 UNIT
 LOTS 53-58

LUCAS TH
 1340
 HARNETT COUNTY

Copyright True Homes L.L.C. All rights reserved. The duplication, reproduction, copying, sale, rental, licensing, or any other distribution or use of these drawings, any portion thereof, or the plans depicted hereon is strictly prohibited.
 PREPARED BY:
Michael
 DATE:
 1.3.24
 SCALE:
 AS SHOWN
 REVIEWED BY:
Chuck

SHEET:
S3.1

**BUIES CREEK
 TOWNHOMES
 6 UNIT
 LOTS 53-58**



LOWER LEVEL
 1340 - FLOOR PLAN LOT - 53
 SCALE 3/8" = 1'-0"

LOWER LEVEL
 1340 - FLOOR PLAN LOT - 54
 SCALE 3/8" = 1'-0"

LOWER LEVEL
 1340 - FLOOR PLAN LOT - 55
 SCALE 3/8" = 1'-0"

LOWER LEVEL
 1340 - FLOOR PLAN LOT - 56
 SCALE 3/8" = 1'-0"

LOWER LEVEL
 1340 - FLOOR PLAN LOT - 57
 SCALE 3/8" = 1'-0"

LOWER LEVEL
 1340 - FLOOR PLAN LOT - 58
 SCALE 3/8" = 1'-0"

LUCAS TH
 1340

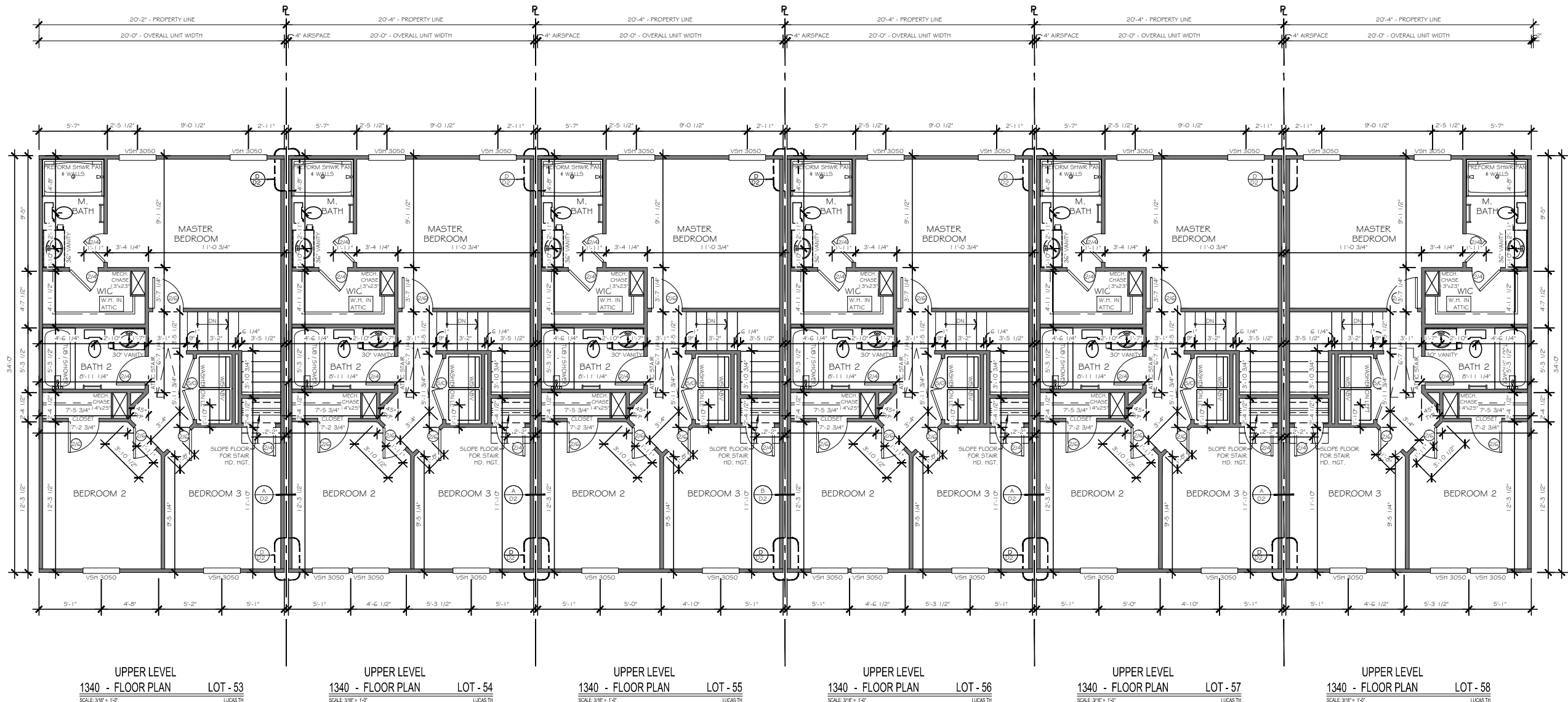
HARNETT COUNTY

Copyright True Homes L.L.C. All rights reserved. The duplication, reproduction, copying, sale, rental, licensing, or any other distribution or use of these drawings, any portion thereof, or the plans depicted hereon is strictly prohibited.

PREPARED BY:
Michael
 DATE:
 1.3.24
 SCALE:
 AS SHOWN
 REVIEWED BY:
Chuck

SHEET:
A1

**BUIES CREEK
 TOWNHOMES
 6 UNIT
 LOTS 53-58**



**LUCAS TH
 1340
 HARNETT COUNTY**

Copyright True Homes L.L.C. All rights reserved. The duplication, reproduction, copying, sale, rental, licensing, or any other distribution or use of these drawings, any portion thereof, or the plans depicted hereon is strictly prohibited.

PREPARED BY:
Michael
 DATE:
 1.3.24
 SCALE:
 AS SHOWN
 REVIEWED BY:
Chuck

SHEET:
A2

UPPER LEVEL
 1340 - FLOOR PLAN LOT - 53
 SCALE: 3/8" = 1'-0"

UPPER LEVEL
 1340 - FLOOR PLAN LOT - 54
 SCALE: 3/8" = 1'-0"

UPPER LEVEL
 1340 - FLOOR PLAN LOT - 55
 SCALE: 3/8" = 1'-0"

UPPER LEVEL
 1340 - FLOOR PLAN LOT - 56
 SCALE: 3/8" = 1'-0"

UPPER LEVEL
 1340 - FLOOR PLAN LOT - 57
 SCALE: 3/8" = 1'-0"

UPPER LEVEL
 1340 - FLOOR PLAN LOT - 58
 SCALE: 3/8" = 1'-0"

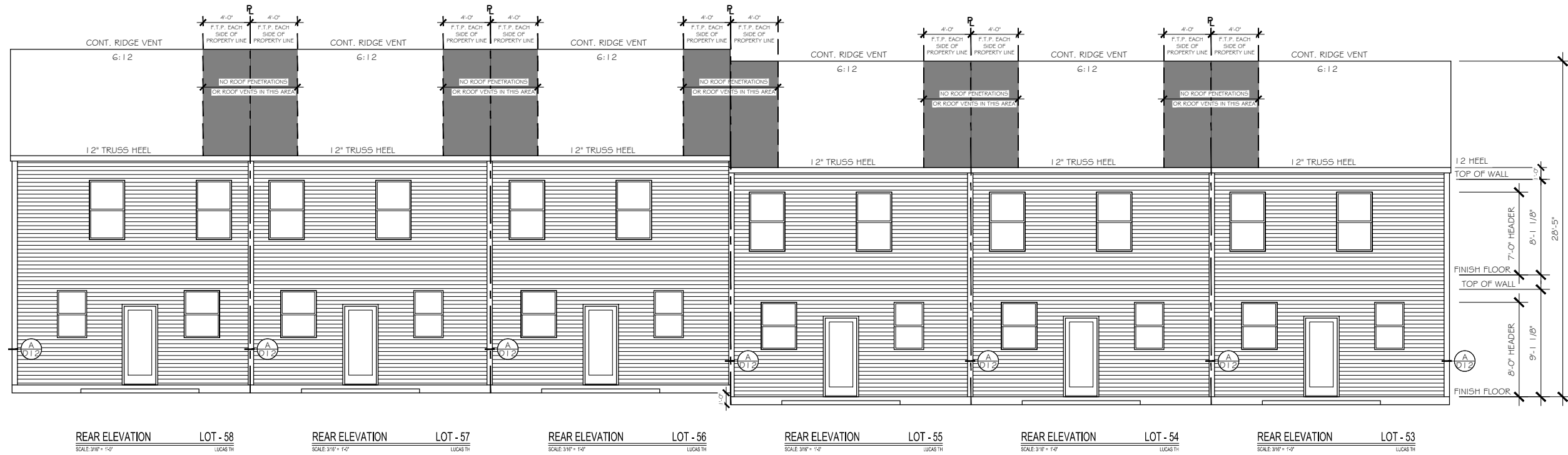
SEE ROOF FRAMING PLANS FOR OVERHANG DIMENSIONS AND DORMER LOCATIONS

1x4 TRIM WHERE SHOWN AT WINDOWS AND DOORS UNLESS OTHERWISE NOTED

EXTERIOR MATERIAL LEGEND	
	B-N-B SIDING
	SHAKE SIDING
	HORIZONTAL SIDING
	BRICK
	STONE
	METAL ROOF
	ROOF SHINGLE
	SCALLOP SIDING

KEY NOTES	
1	FLASHING
2	VINYL SHUTTER
3	BRICKMOLD TRIM
4	1X4 TRIM BOARD
5	1X6 TRIM BOARD
6	1X8 TRIM BOARD
7	1X10 FRIEZE BOARD
8	1-1/2" THICK STONE CAP
9	ROWLOCK SILL
10	BRICK JACK ARCH
11	SOLDIER COURSE
12	PRECAST KEYSTONE

ELEVATION CODE	
EXTERIOR UNIT	A # B
INTERIOR UNIT	C, D, E
LAYER 1	SIDING
LAYER 2	BRICK
LAYER 3	STONE
FULL PORCH	P
FORWARD	F
BACK	B



TrueHomes
IT'S ALL ABOUT U
2649 Brekonridge Centre Dr.
Suite 104
Monroe, N.C. 28110
704-271-1191

BUIES CREEK TOWNHOMES
6 UNIT
LOTS 53-58

LUCAS TH
1340
HARNETT COUNTY

Copyright True Homes L.L.C. All rights reserved. The duplication, reproduction, copying, sale, rental, licensing, or any other distribution or use of these drawings, any portion thereof, or the plans depicted hereon is strictly prohibited.
PREPARED BY:
Michael
DATE:
1.3.24
SCALE:
AS SHOWN
REVIEWED BY:
Chuck

SHEET:
A4.1

SEE ROOF FRAMING PLANS FOR OVERHANG DIMENSIONS AND DORMER LOCATIONS

1x4 TRIM WHERE SHOWN AT WINDOWS AND DOORS UNLESS OTHERWISE NOTED

EXTERIOR MATERIAL LEGEND	
	B-N-B SIDING
	SHAKE SIDING
	HORIZONTAL SIDING
	BRICK
	STONE
	METAL ROOF
	ROOF SHINGLE
	SCALLOP SIDING

KEY NOTES
(1) FLASHING
(2) VINYL SHUTTER
(3) BRICKMOLD TRIM
(4) 1x4 TRIM BOARD
(5) 1x6 TRIM BOARD
(6) 1x8 TRIM BOARD
(7) 1x10 FRIEZE BOARD
(8) 1-1/2" THICK STONE CAP
(9) ROWLOCK SILL
(10) BRICK JACK ARCH
(11) SOLDIER COURSE
(12) PRECAST KEYSTONE

ELEVATION CODE	
EXTERIOR UNIT	A # B
INTERIOR UNIT	C, D, E
LAYER 1	SIDING
LAYER 2	BRICK
LAYER 3	STONE
FULL PORCH	P
FORWARD	F
BACK	B

TrueHomes
 IT'S ALL ABOUT U
 2649 Brekonridge Centre Dr.
 Suite 104
 Monroe, N.C. 28110
 704-271-1191

BUIES CREEK
 TOWNHOMES
 6 UNIT
 LOTS 53-58

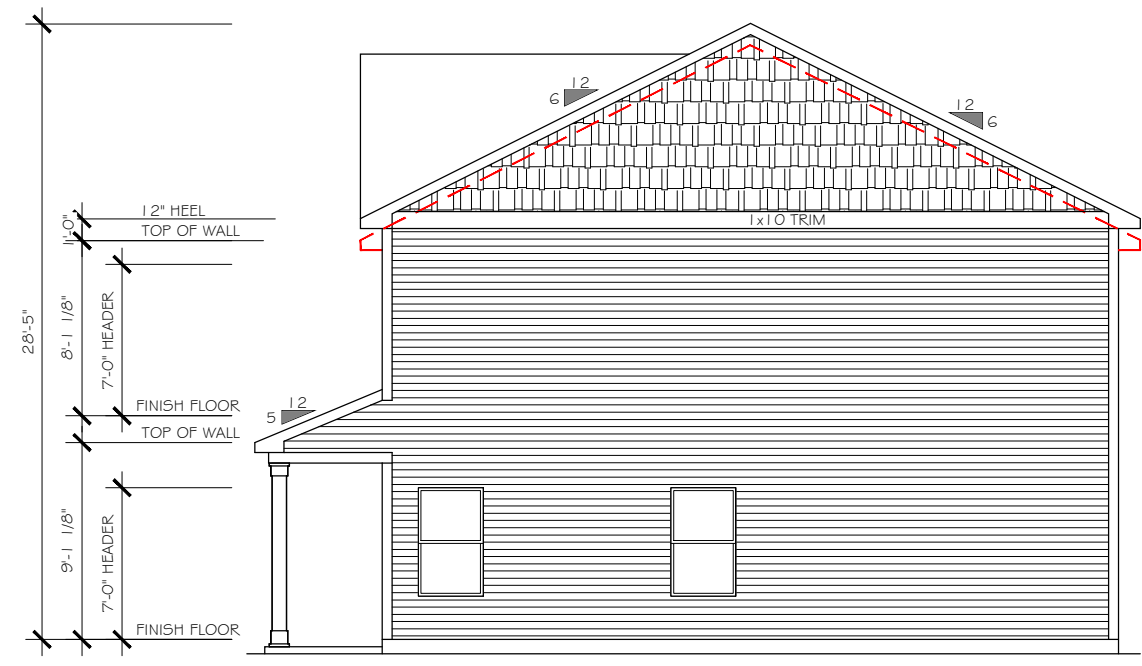
LUCAS TH
 1340

HARNETT COUNTY

Copyright True Homes L.L.C. All rights reserved. The duplication, reproduction, copying, sale, rental, licensing, or any other distribution or use of these drawings, any portion thereof, or the plans depicted hereon is strictly prohibited.

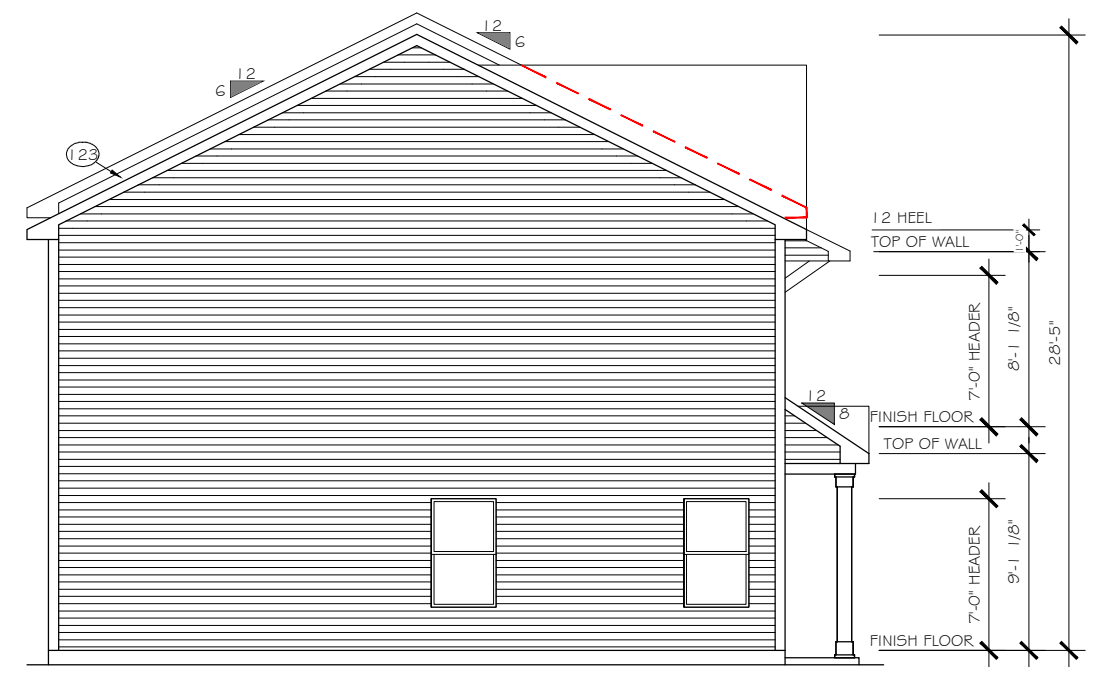
PREPARED BY:
Michael
 DATE:
 1.3.24
 SCALE:
 AS SHOWN
 REVIEWED BY:
Chuck

SHEET:
A4.2



RIGHT ELEVATION
 SCALE: 3/16" = 1'-0"

LOT - 58
 LUCAS TH



LEFT ELEVATION
 SCALE: 3/16" = 1'-0"

LOT - 53
 LUCAS TH

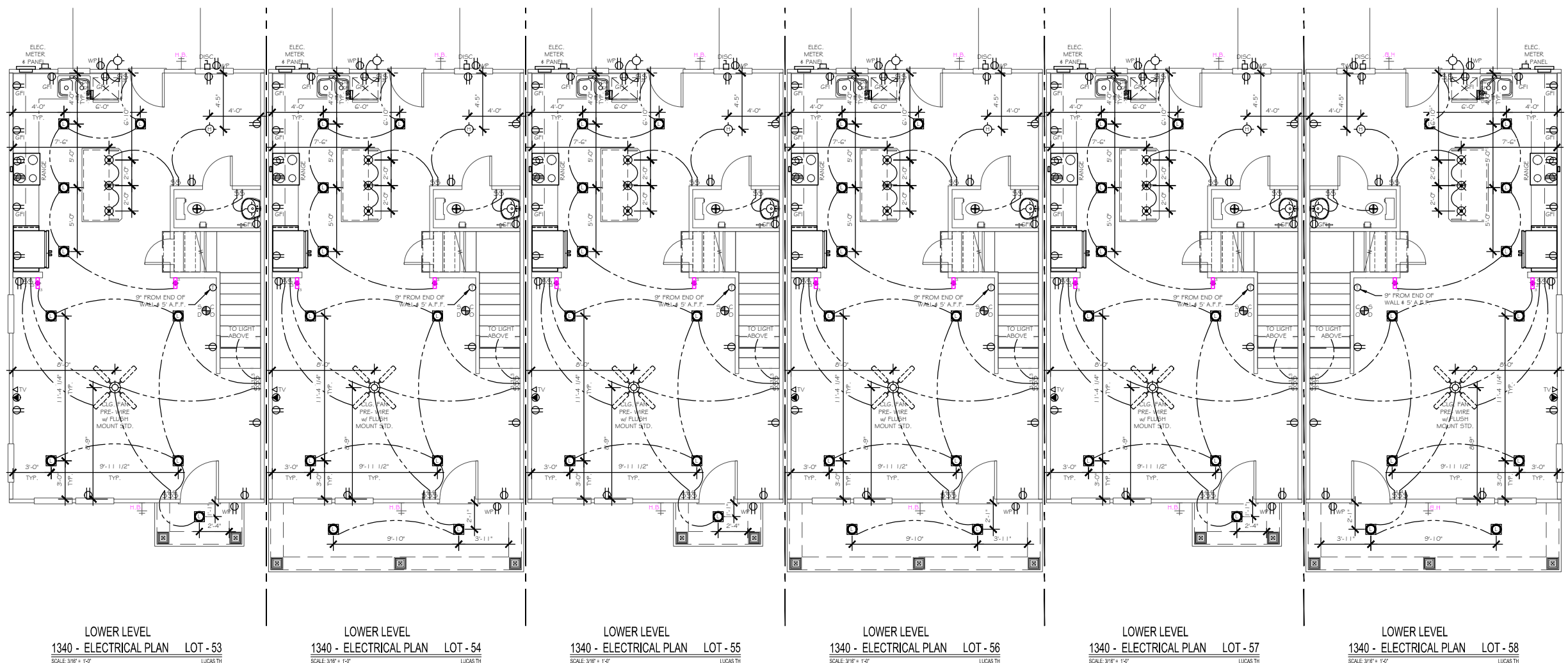
ELECTRICAL LEGEND

LOW VOLTAGE LEGEND	* INDICATES ADDITIONAL OUTLET PER CLIENT	WP OUTLET 110V WATER PROOF	USB DUAL USB OUTLET (3.1 AMP)	S D SMOKE / CO DETECTOR	4 4-WAY SWITCH	H HANGING LIGHT	o MINI-CAN LIGHT	W WALL MOUNT LIGHT FIXTURE	FLOOD LIGHT - LOCATION TO BE VERIFIED IN FIELD WITH BUILDER/CLIENT	ELECTRIC PANEL (METER LOCATION MAY VARY)	CEILING FAN PRE-WIRE
TEC CAN	OUTLET 110V (D=DEDICATED CIRCUIT)	GFI OUTLET 110V GFI (D=DEDICATED CIRCUIT)	TV TV WALL JACK	S D SMOKE DETECTOR	P PUSH BUTTON	J JUNCTION BOX / PREWIRE	I UNDER CABINET LIGHT	VAPOR PROOF CAN LIGHT	KEYLESS ENTRY	77" AFF TV	EXT. RECESSED OUTLET + TV w/ COVER
36" WHIP IN WALL (NO OUTLET)	5' AFF RECESSED OUTLET 110V	FLOOR OUTLET 110V	PHONE / DATA JACK	SWITCH	DIMMER SWITCH	R RECESSED CAN LIGHT	WALL SCONCE (STD 72" AFF UNO)	EXHAUST FAN	DISC. DISCONNECT BOX	DED. HOT TUB CIRCUIT (50amp, 240v GFI)	CEILING FAN PRE-WIRE OR FIXTURE AS NOTED
HD LINK	OUTLET 220V (D=DEDICATED CIRCUIT)	SWITCHED OUTLET	T THERMOSTAT	3-WAY SWITCH	CEILING LIGHT	LED DISC LIGHT	PENDANT LIGHT (6'-7" AFF STD)	EXHAUST FAN / LIGHT	EV CHARGING OUTLET (50amp, 240v GFI)		

- CHASE PIPE
 - HDMI CABLE
 - 2 CAT5E DATA
 - TV/DATA JACK
 - 110v OUTLET (RECESSED AFF)
 - 110v OUTLET (STANDARD)
 - CHASE PIPE
 - CHASE PIPE WALL PLATES (OUTLET SEPARATE)
 - SPEAKER
 - PRE-WIRE FOR SPEAKER
 - WALL PLATE CONTROL
- CHECK SELECTIONS FOR COMPLETE LOW VOLTAGE LAYOUT.
- LOW VOLTAGE TRADE RESPONSIBLE FOR LOCATING AND INSTALLING ALL SELECTED PRODUCTS.

CHECK SELECTIONS FOR CPI LAYOUT. ALL TV, PHONE, CABLE, AUDIO, AND SECURITY SYSTEM OUTLETS WILL BE LOCATED PER CPI LAYOUT, REGARDLESS OF WHETHER TV AND PHONE ARE SHOWN.

ELEC. QTY. - FULL PORCH (PER UNIT)			ELEC. QTY. - PARTIAL PORCH (PER UNIT)		
Count	Name	Visibility1	Count	Name	Visibility1
2	Ceiling Fan 1.1	w/ Flush Mount Std.	2	Ceiling Fan 1.1	w/ Flush Mount Std.
3	Detectors	Smoke Detector	3	Detectors	Smoke Detector
2	Detectors	Smoke/Carbon Monoxide Detector	2	Detectors	Smoke/Carbon Monoxide Detector
2	Jacks	TV Jack	2	Jacks	TV Jack
2	Jacks	Phone Jack	2	Jacks	Phone Jack
2	Jacks	Thermostat	2	Jacks	Thermostat
3	Lights	Pendant Light	3	Lights	Pendant Light
2	Lights	Exhaust Fan/Light	2	Lights	Exhaust Fan/Light
3	Lights	Ceiling Light	3	Lights	Ceiling Light
1	Lights	Hanging Light	1	Lights	Hanging Light
13	Lights	LED Ceiling Light	12	Lights	LED Ceiling Light
1	Lights	Exhaust Fan	1	Lights	Exhaust Fan
4	Lights	Carriage Light	4	Lights	Carriage Light
8	Receptacle	GFI	8	Receptacle	GFI
24	Receptacle	110V	24	Receptacle	110V
3	Receptacle	WP	3	Receptacle	WP
2	Receptacle 2	DIMMER 3-WAY	2	Receptacle 2	DIMMER 3-WAY
2	switch	4-Way Switch	2	switch	4-Way Switch
8	switch	3-Way Switch	8	switch	3-Way Switch
19	switch	Single Pole Switch	19	switch	Single Pole Switch



LOWER LEVEL
1340 - ELECTRICAL PLAN LOT - 53
SCALE: 3/8" = 1'-0"

LOWER LEVEL
1340 - ELECTRICAL PLAN LOT - 54
SCALE: 3/8" = 1'-0"

LOWER LEVEL
1340 - ELECTRICAL PLAN LOT - 55
SCALE: 3/8" = 1'-0"

LOWER LEVEL
1340 - ELECTRICAL PLAN LOT - 56
SCALE: 3/8" = 1'-0"

LOWER LEVEL
1340 - ELECTRICAL PLAN LOT - 57
SCALE: 3/8" = 1'-0"

LOWER LEVEL
1340 - ELECTRICAL PLAN LOT - 58
SCALE: 3/8" = 1'-0"

TrueHomes
IT'S ALL ABOUT U
2649 Breckridge Centre Dr.
Suite 104
Monroe, N.C. 28110
704-271-1191

BUIES CREEK TOWNHOMES
6 UNIT
LOTS 53-58

LUCAS TH
1340
HARNETT COUNTY

Copyright True Homes L.L.C. All rights reserved. The duplication, reproduction, copying, sale, rental, licensing, or any other distribution or use of these drawings, any portion thereof or the plans depicted herein is strictly prohibited.

PREPARED BY:
Michael

DATE:
1.3.24

SCALE:
AS SHOWN

REVIEWED BY:
Chuck

SHEET:
E1

ELECTRICAL LEGEND

LOW VOLTAGE LEGEND	* INDICATES ADDITIONAL OUTLET PER CLIENT	WP OUTLET 110V WATER PROOF	USB DUAL USB OUTLET (3.1 AMP)	SMOKE SMOKE / CO DETECTOR	4-WAY SWITCH	H HANGING LIGHT	MINI-CAN LIGHT	WALL MOUNT LIGHT FIXTURE	FLOOD LIGHT - LOCATION TO BE VERIFIED IN FIELD WITH BUILDER/CLIENT	ELECTRIC PANEL (METER LOCATION MAY VARY)	CEILING FAN PRE-WIRE OR FIXTURE AS NOTED
TEC CAN	OUTLET 110V (D=DEDICATED CIRCUIT)	GFI OUTLET 110V GFI (D=DEDICATED CIRCUIT)	TV TV WALL JACK	SMOKE SMOKE DETECTOR	PUSH BUTTON	J JUNCTION BOX / PREWIRE	I UNDER CABINET LIGHT	VAPOR PROOF CAN LIGHT	KEYLESS ENTRY	77" AFF EXT. RECESSED OUTLET & TV w/ COVER	
36" WHIP IN WALL (NO OUTLET)	5' AFF RECESSED OUTLET 110V	FLOOR OUTLET 110V	PHONE / DATA JACK	SWITCH	DIMMER SWITCH	R RECESSED CAN LIGHT	WALL SCONCE (STD 72" AFF UNO)	EXHAUST FAN	DISC. DISCONNECT BOX	DED. HOT TUB CIRCUIT (50amp, 240v GFI)	
HD LINK	OUTLET 220V (D=DEDICATED CIRCUIT)	SWITCHED OUTLET	T THERMOSTAT	3-WAY SWITCH	CEILING LIGHT	LED DISC LIGHT	P PENDANT LIGHT (6'-7" AFF STD)	EXHAUST FAN / LIGHT	EV CHARGING OUTLET (50amp, 240v GFI)		
CHASE PIPE											
5' AFF HD-L											
5' AFF CH-P											
SPEAKER											
PRE-WIRE FOR SPEAKER											
WALL PLATE CONTROL											

TEC CAN

- 36" WHIP IN WALL (NO OUTLET)

HD LINK

5' AFF HD-L

- CHASE PIPE
- HDMI CABLE
- 2 CAT5E DATA
- TV/DATA JACK
- 110v OUTLET (RECESSED AFF)
- 110v OUTLET (STANDARD)

CHASE PIPE

5' AFF CH-P

- CHASE PIPE WALL PLATES (OUTLET SEPARATE)

SPEAKER

PRE-WIRE FOR SPEAKER

WALL PLATE CONTROL

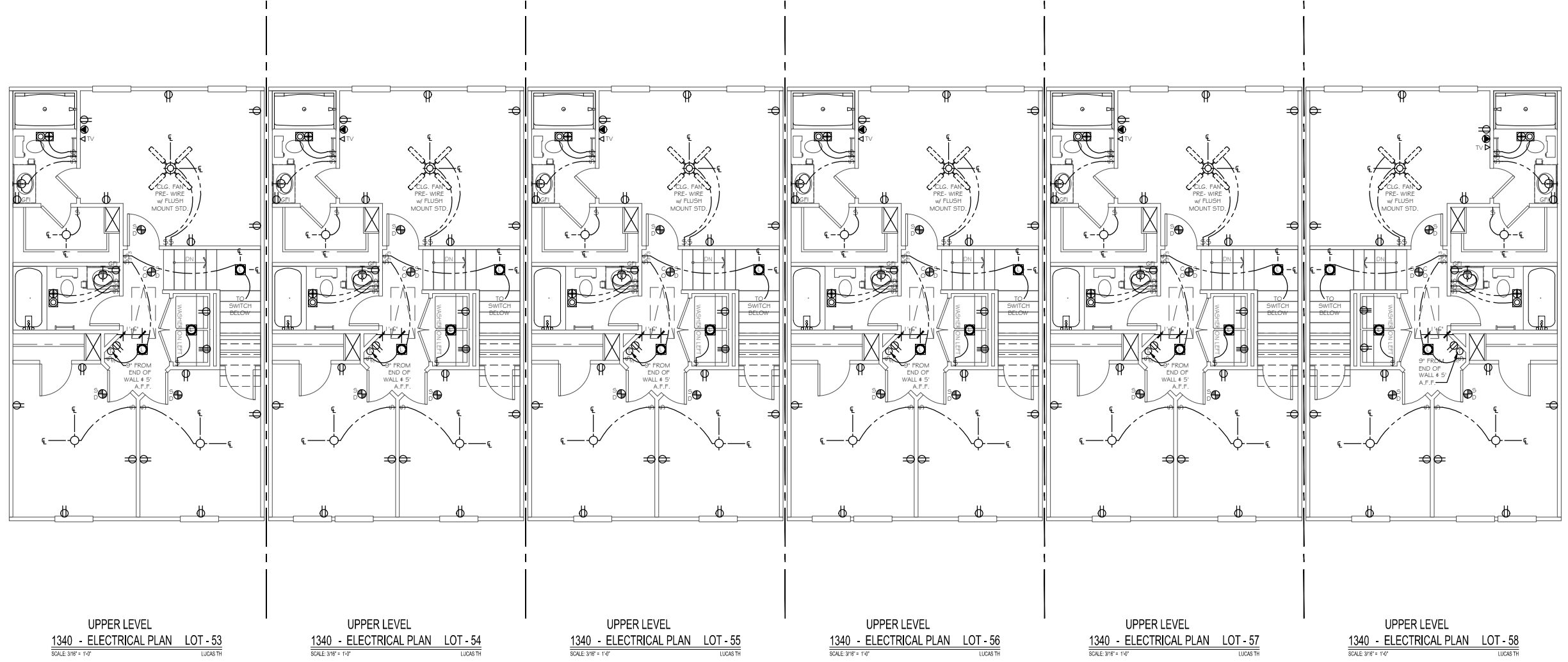
CHECK SELECTIONS FOR COMPLETE LOW VOLTAGE LAYOUT.

LOW VOLTAGE TRADE RESPONSIBLE FOR LOCATING AND INSTALLING ALL SELECTED PRODUCTS.

TrueHomes
 IT'S ALL ABOUT U
 2649 Brekrindge Centre Dr.
 Suite 104
 Monroe, N.C. 28110
 704-271-1191

BUIES CREEK TOWNHOMES
 6 UNIT
 LOTS 53-58

LUCAS TH
 1340
 HARNETT COUNTY



Copyright True Homes L.L.C. All rights reserved. The duplication, reproduction, copying, sale, rental, licensing, or any other distribution or use of these drawings, any portion thereof, or the plans depicted hereon is strictly prohibited.

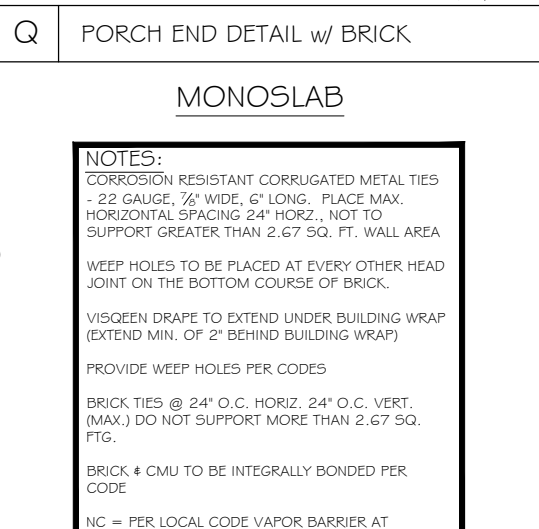
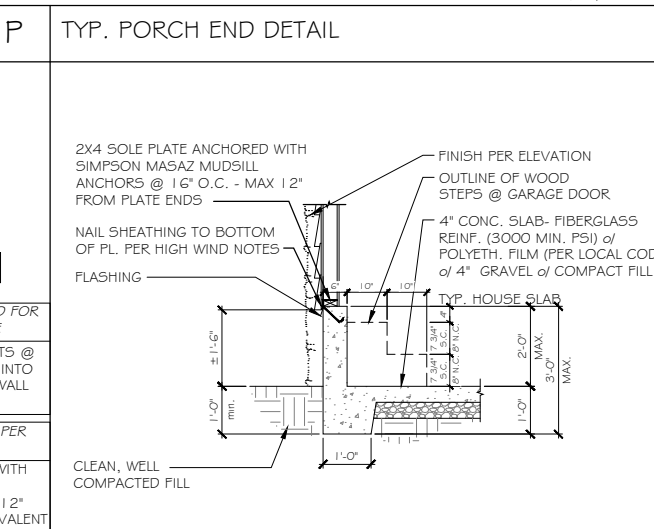
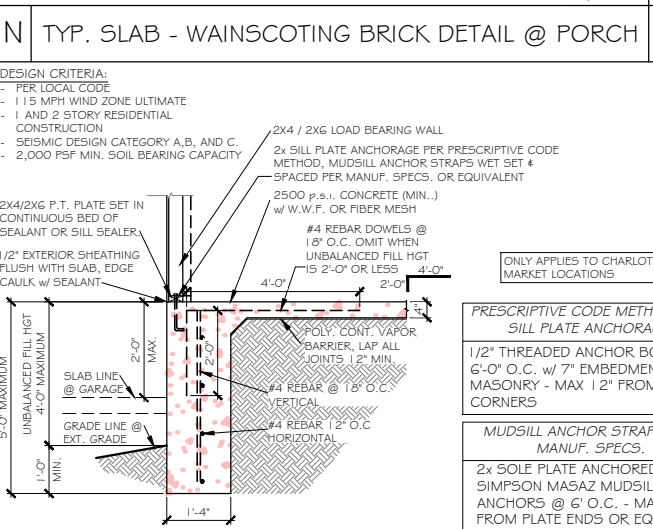
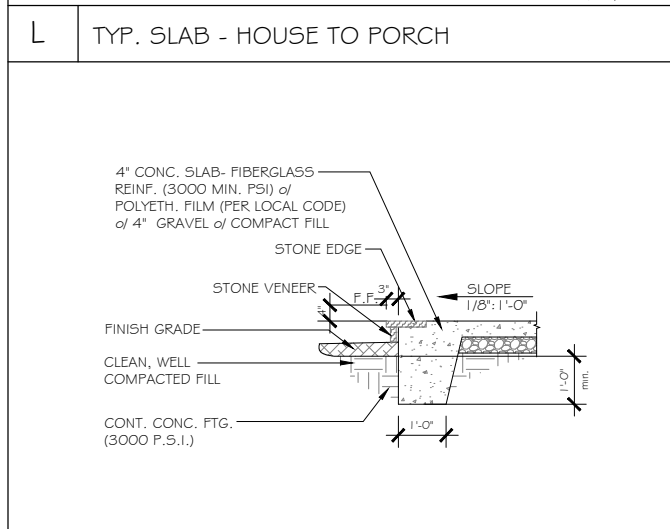
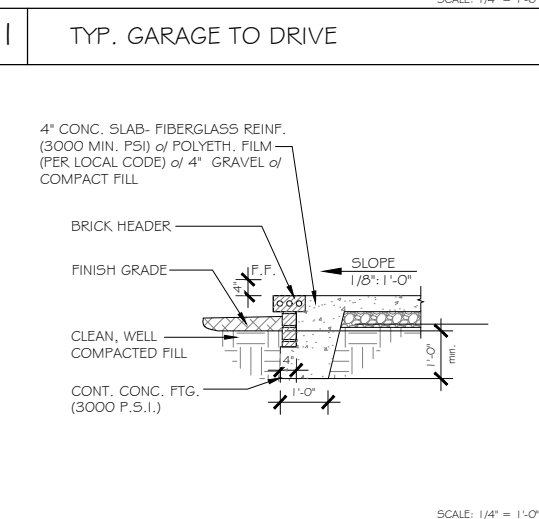
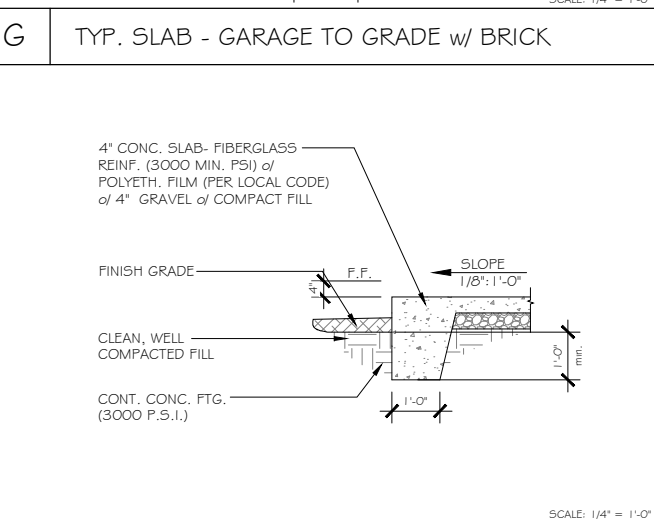
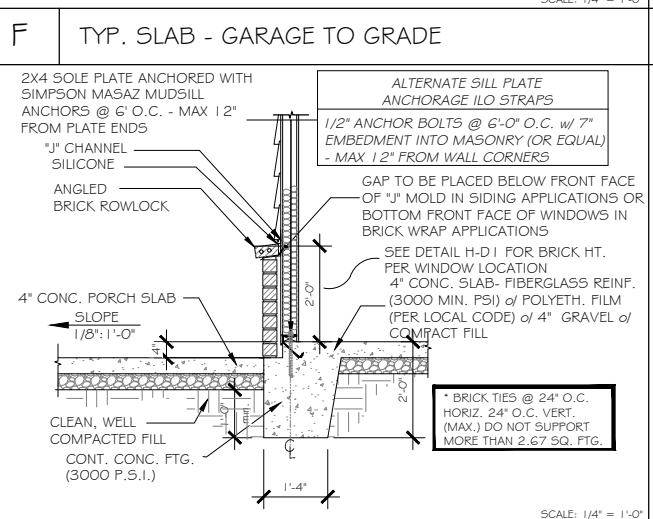
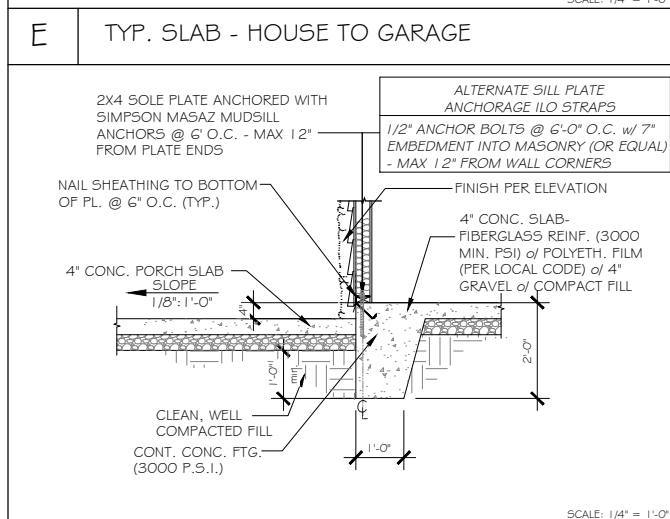
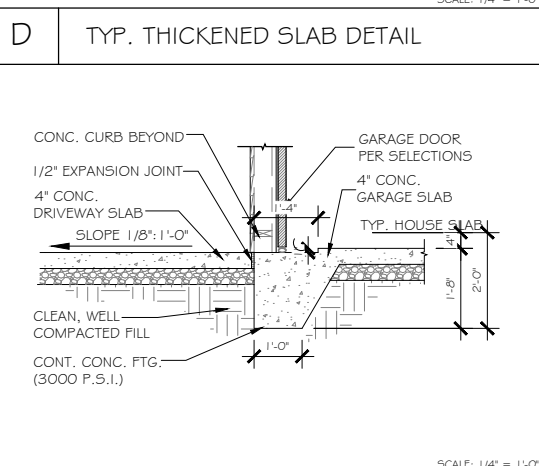
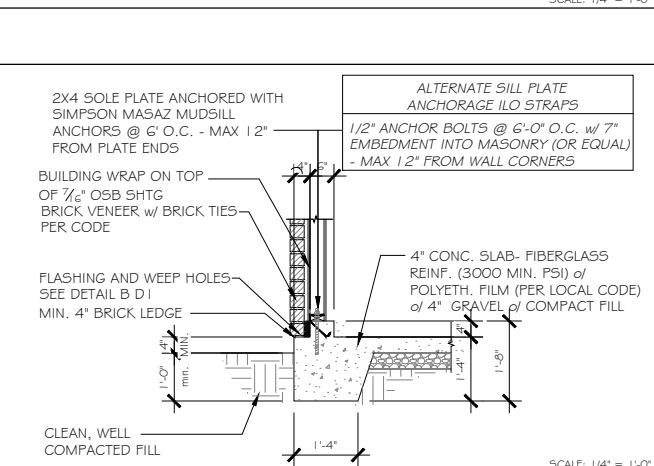
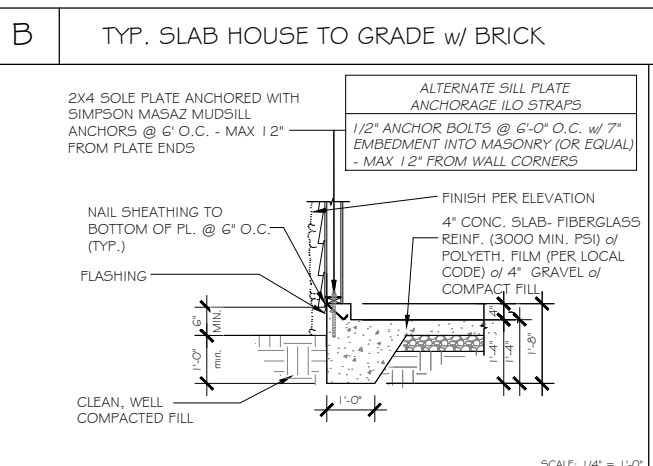
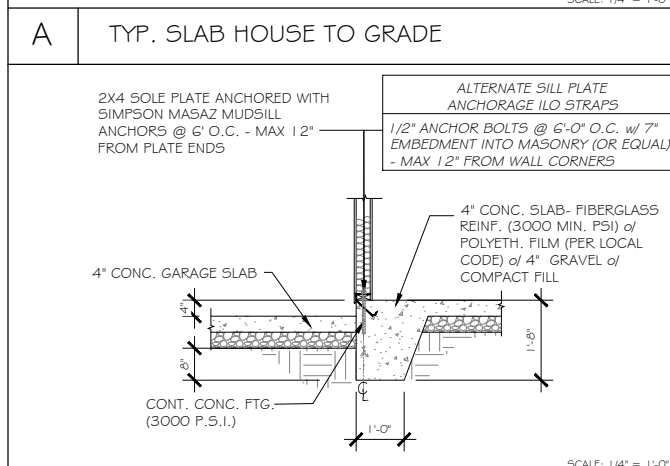
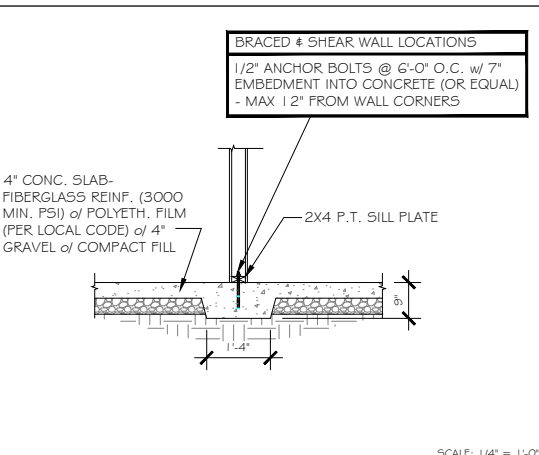
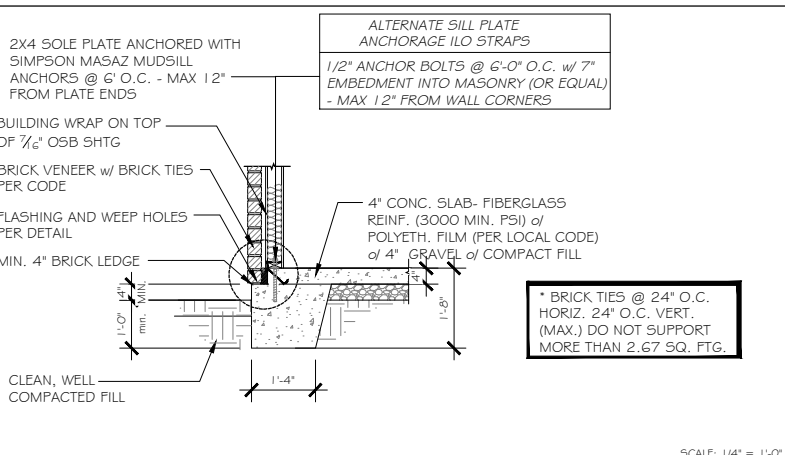
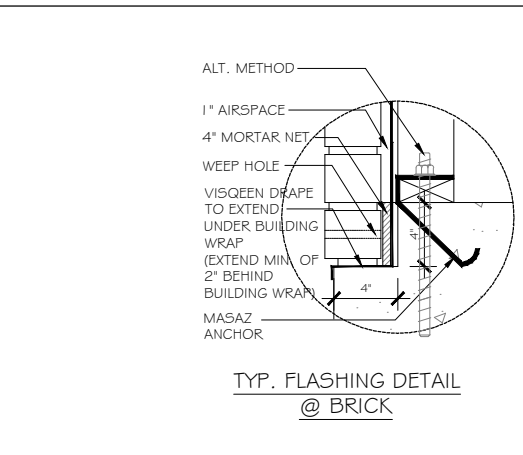
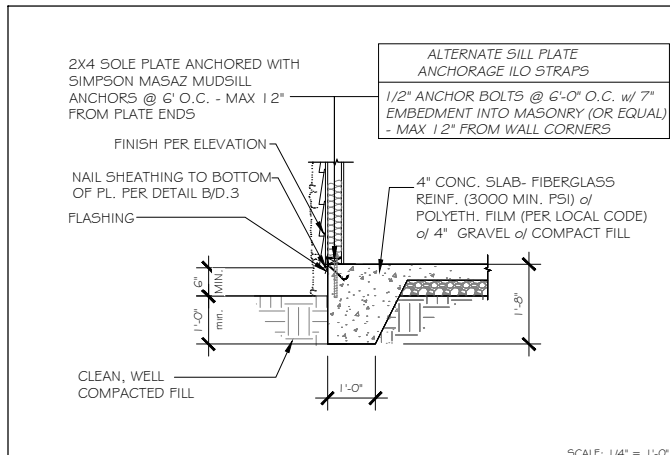
PREPARED BY:
 Michael

DATE:
 1.3.24

SCALE:
 AS SHOWN

REVIEWED BY:
 Chuck

SHEET:
E2



USP CONVERSION CHART


REF NO.	USP
ABA44Z	PA44E-TZ
BC52-2/4	BC4010-TZ
C5-1G	RS150
DTT2Z-SD52.5	DTB-TZ
H2.5A	RT7
H2.5A	RT7A
L5-30	MP3
LSTA24	LSTA24
MASAZ	FA3-TZ
STHD14	STAD14
HHU5410	THD410
A24	TDL5
A21	JA1
LSU26	L55H15-TZ
EPB44	EPB4408
BC6	CG6
BC4	C44
LUS28-2	JUS28-2
LUS26	JUS26
ABAGG	PAGGE-TZ
C522	RS-22R
HDU4-SD5	PHD4A
EPB6GT	EPB6G08
HDQ8-SD3Z	PHD8
LSTA36	LSTA36
A34	MP34

TrueHomes
IT'S ALL ABOUT U
2649 Breckridge Centre Dr.
Suite 104
Monroe, N.C. 28110
704-271-1191

BUIES CREEK TOWNHOMES

LUCAS TH 1340

HARNETT COUNTY



RESIDENTIAL STRUCTURES, P.C.
3410 N. Davidson St.
Charlotte, N.C. 28205
Seal For Structural Only

Copyright True Homes L.L.C. All rights reserved. The duplication, reproduction, copying, sale, rental, licensing, or any other distribution or use of these drawings, any portion thereof, or the plans depicted hereon is strictly prohibited.

PREPARED BY:
Michael

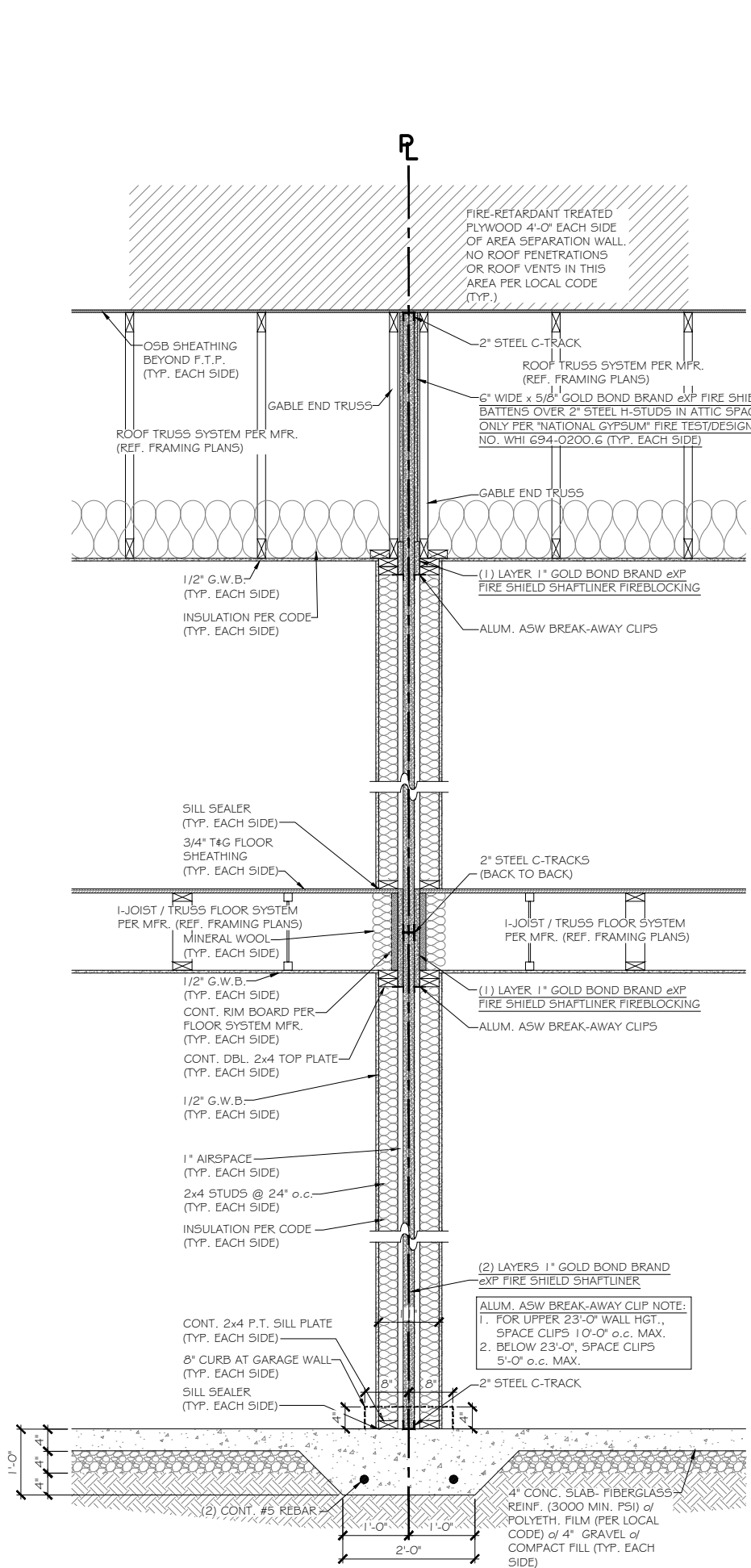
DATE:
1.3.24

SCALE:
AS SHOWN

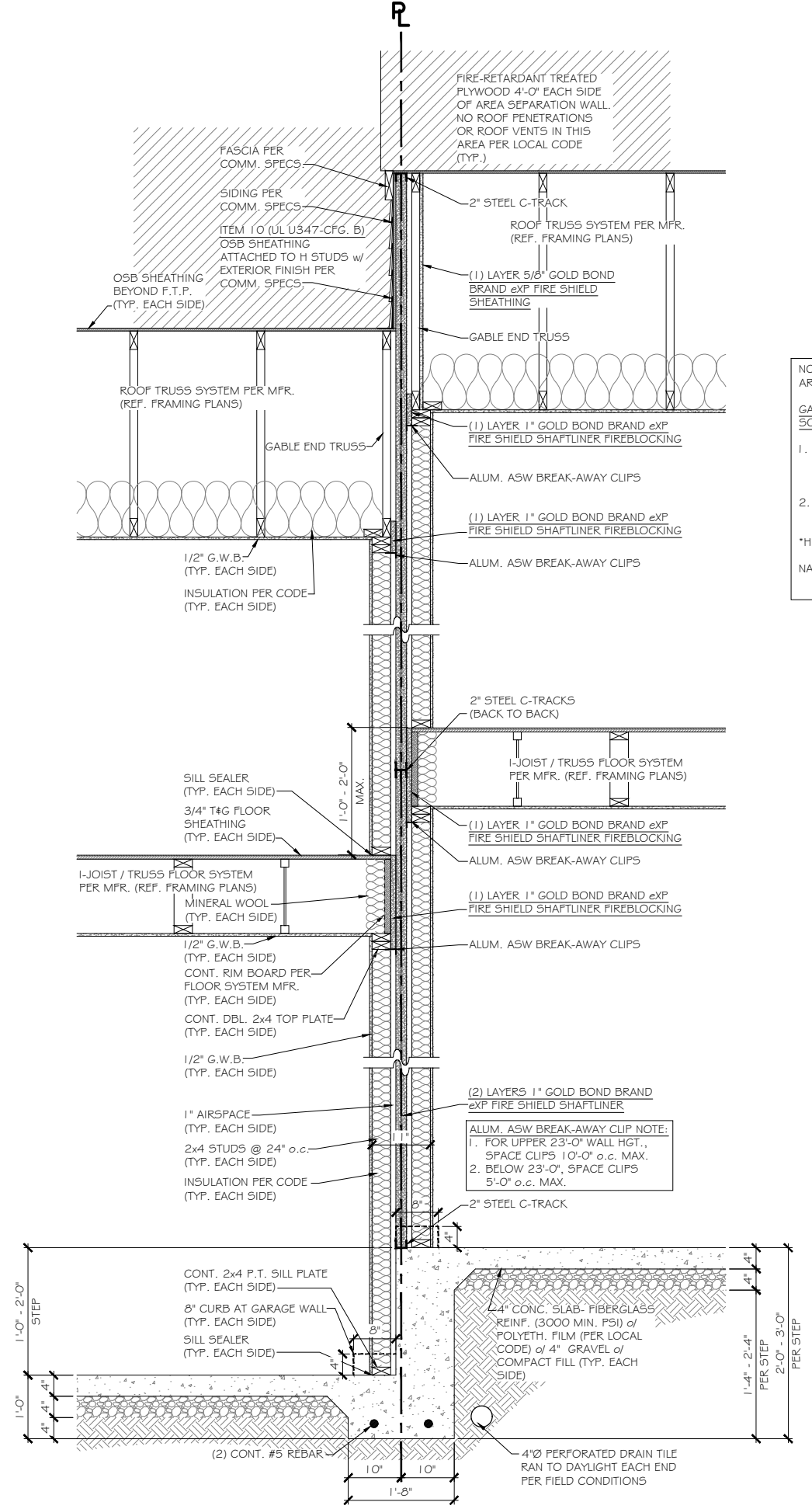
REVIEWED BY:
Chuck

SHEET:
D1

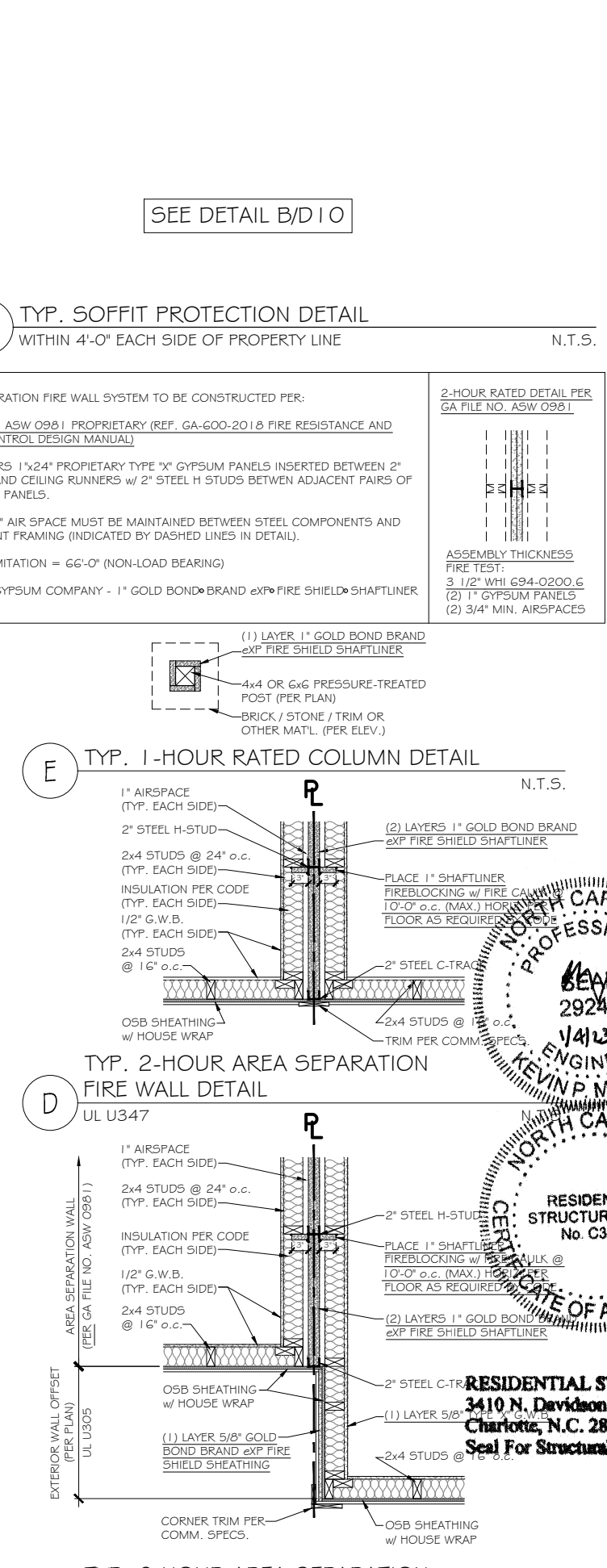
NOTES:
CORROSION RESISTANT CORRUGATED METAL TIES - 22 GAUGE, 7/8\"/>



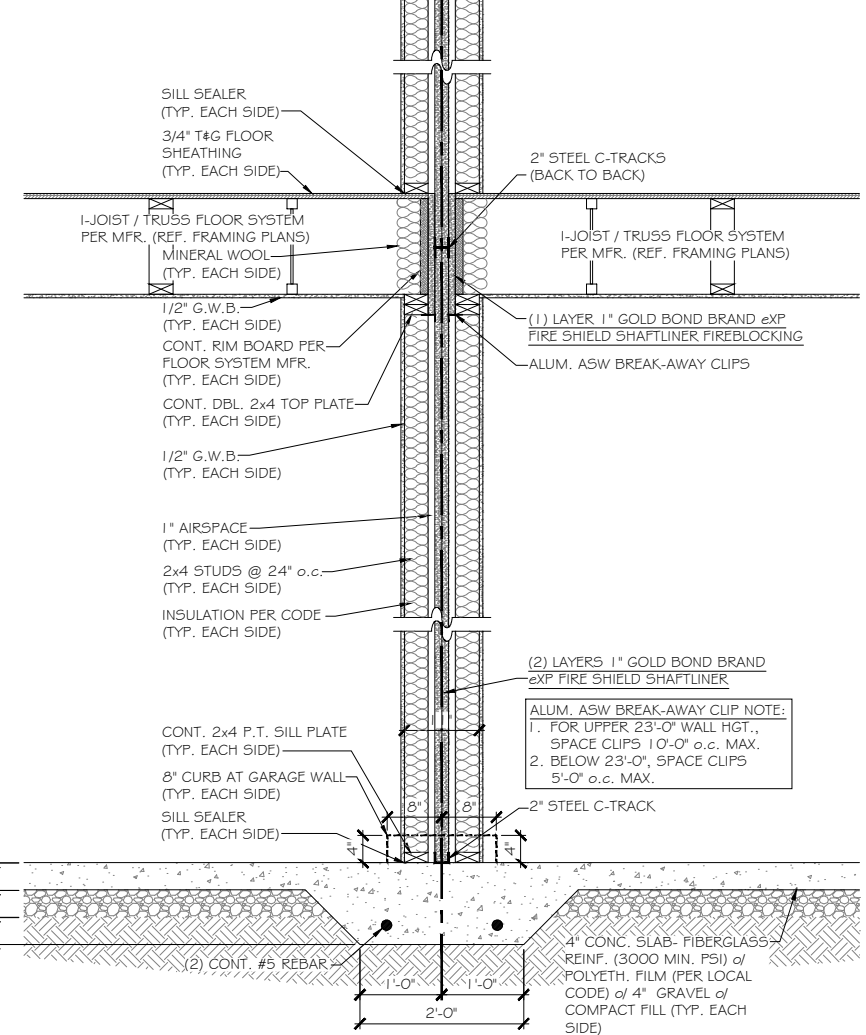
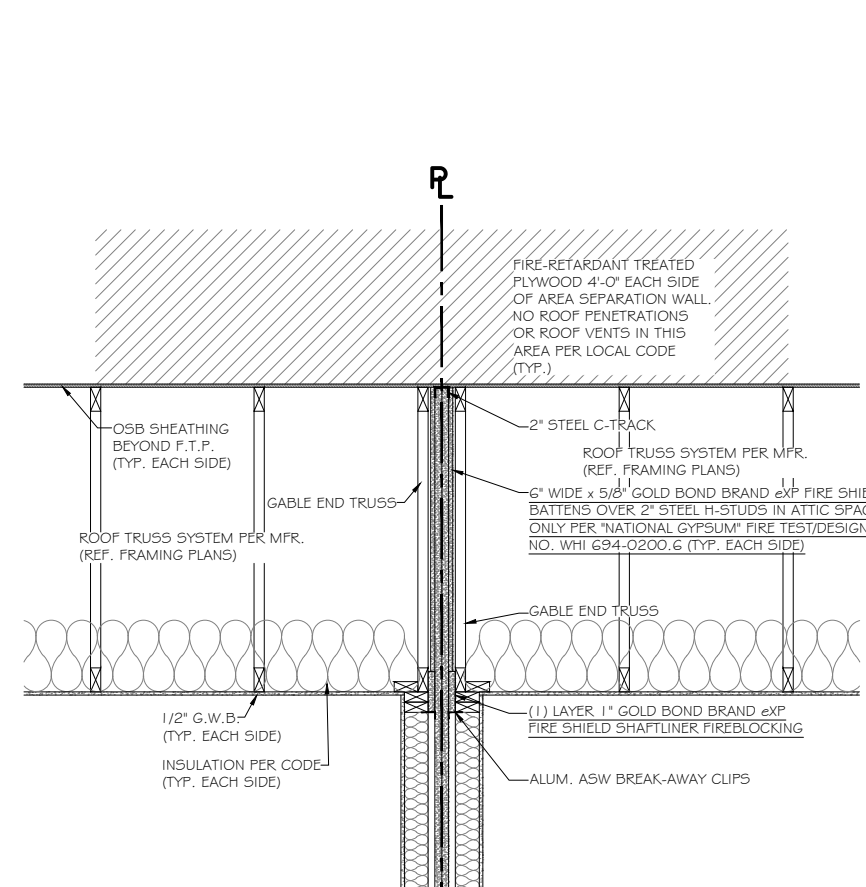
A TYP. 2-HOUR AREA SEPARATION FIRE WALL SECTION
UL U347 N.T.S.



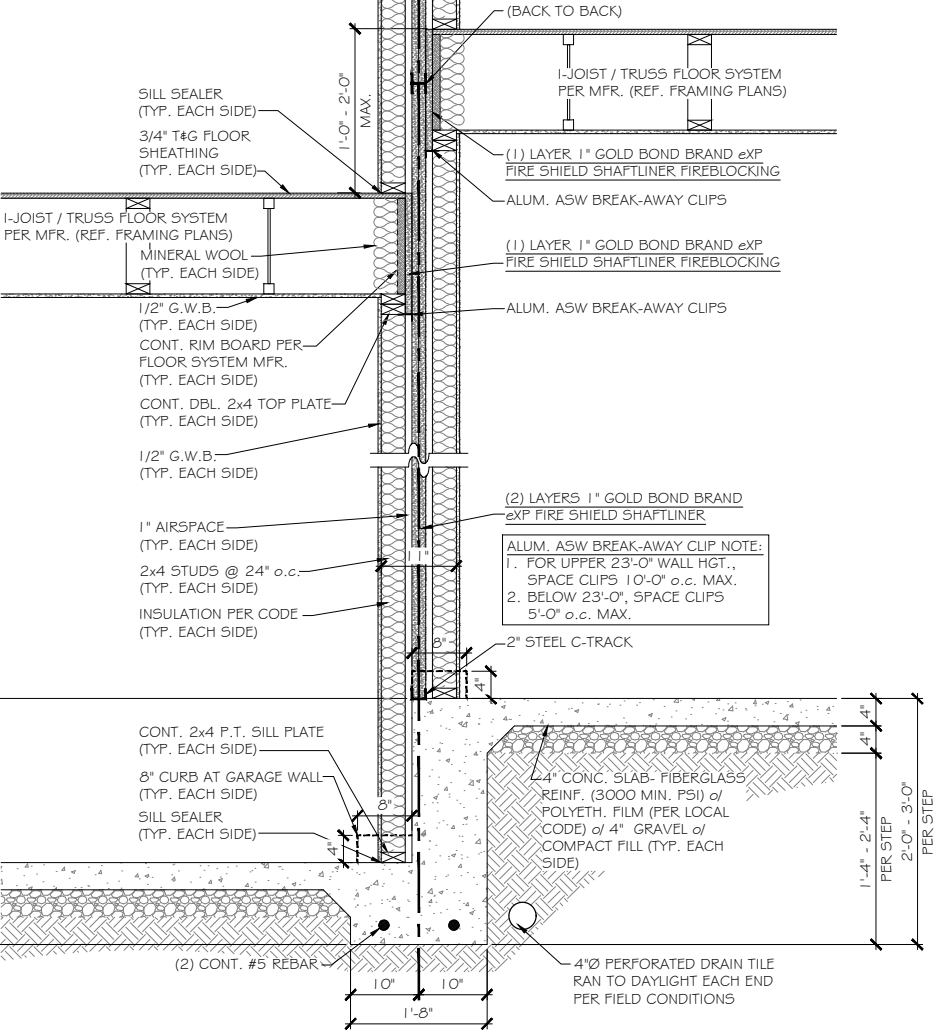
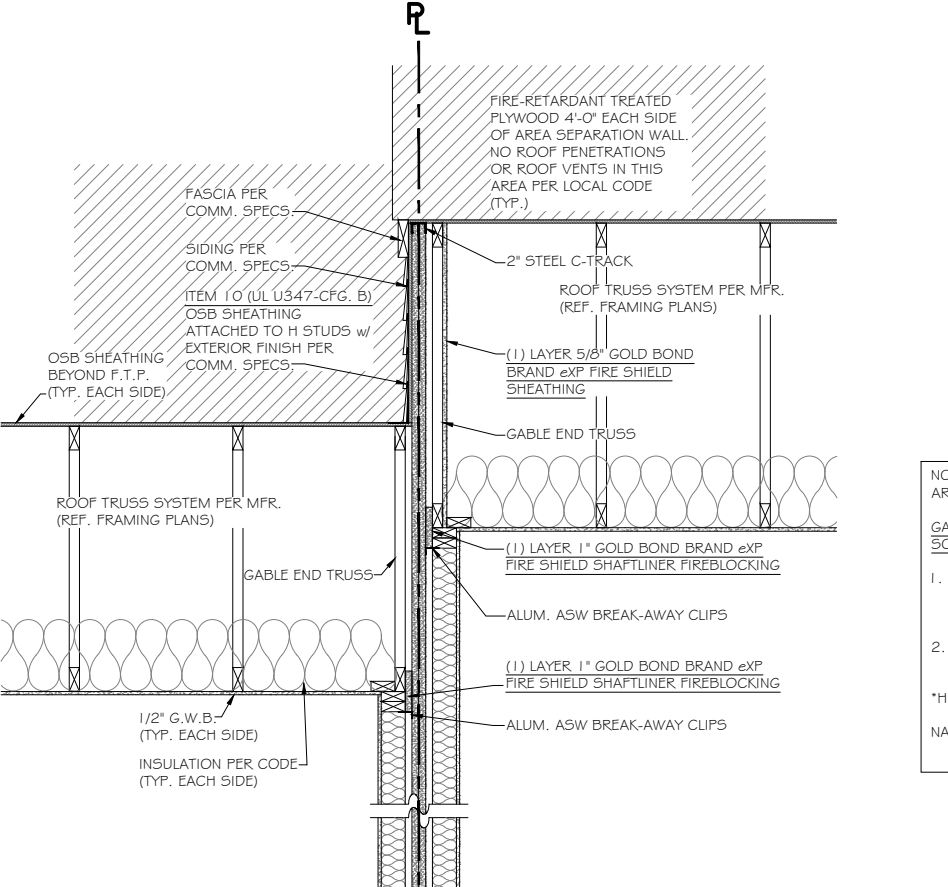
B TYP. 2-HOUR AREA SEPARATION FIRE WALL SECTION @ STEPPED SLAB
UL U347 N.T.S.



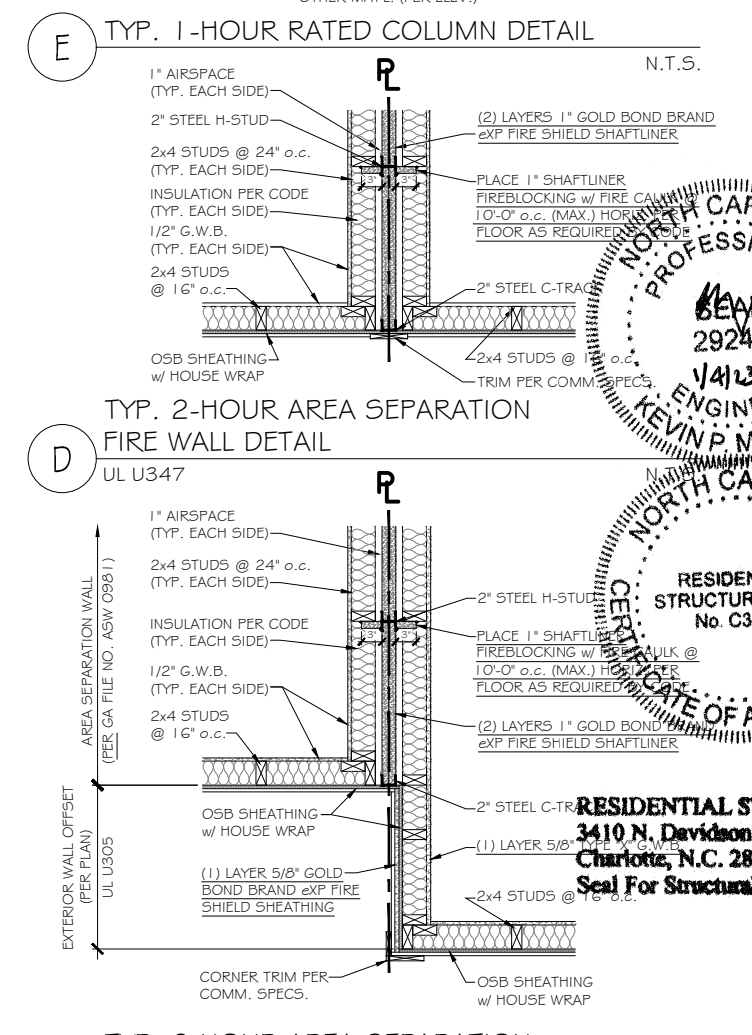
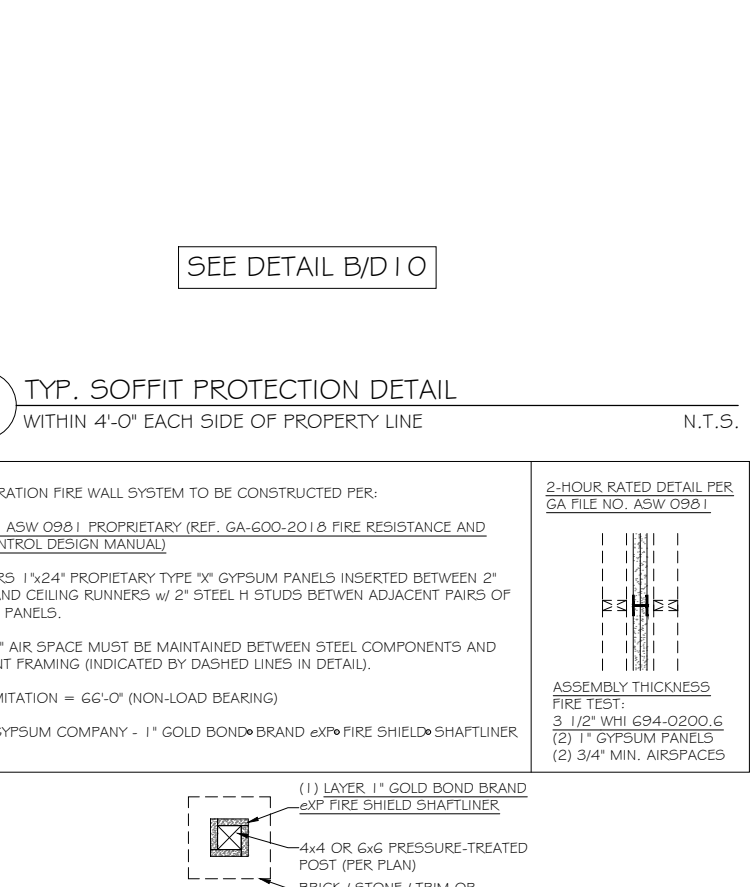
C TYP. 2-HOUR AREA SEPARATION FIRE WALL DETAIL @ OFFSET
N.T.S.



D TYP. 2-HOUR AREA SEPARATION FIRE WALL DETAIL
UL U347



E TYP. 1-HOUR RATED COLUMN DETAIL
N.T.S.



F TYP. SOFFIT PROTECTION DETAIL
WITHIN 4'-0\"/>

G TYP. 1-HOUR RATED COLUMN DETAIL
N.T.S.

H TYP. 2-HOUR AREA SEPARATION FIRE WALL DETAIL @ OFFSET
N.T.S.

I TYP. 2-HOUR AREA SEPARATION FIRE WALL DETAIL @ OFFSET
N.T.S.

SEE DETAIL B/D I O

F TYP. SOFFIT PROTECTION DETAIL
WITHIN 4'-0" EACH SIDE OF PROPERTY LINE N.T.S.

NOTE:
AREA SEPARATION FIRE WALL SYSTEM TO BE CONSTRUCTED PER:
GA FILE NO. ASW 0981 PROPRIETARY (REF. GA-600-2018 FIRE RESISTANCE AND SOUND CONTROL DESIGN MANUAL)

2-HOUR RATED DETAIL PER
GA FILE NO. ASW 0981

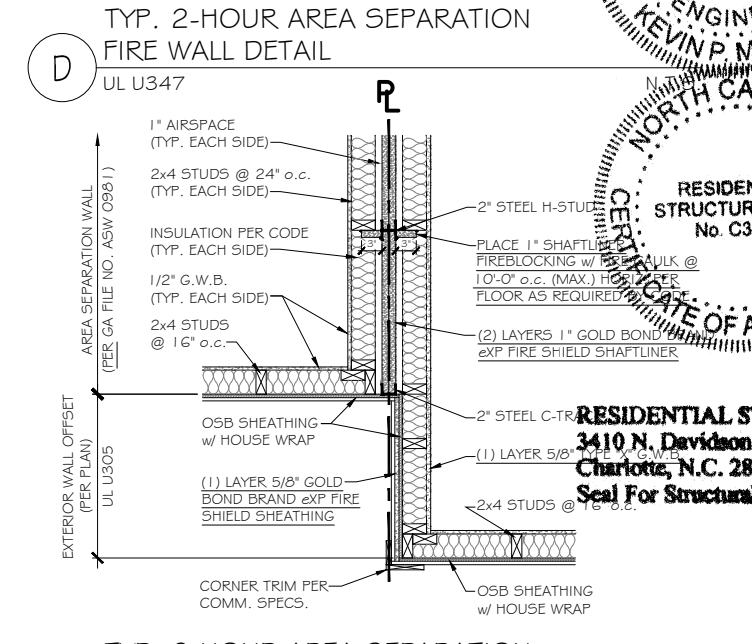
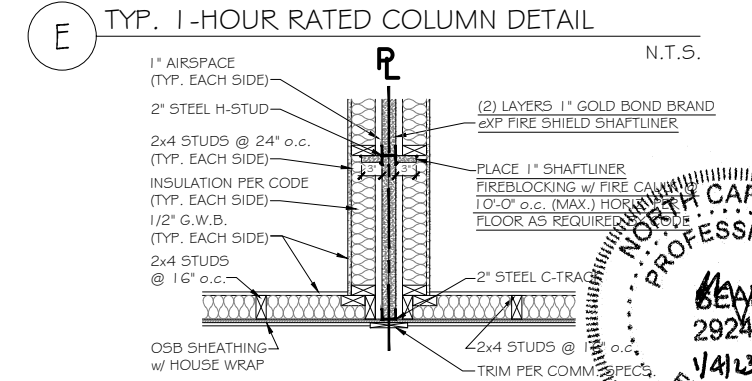
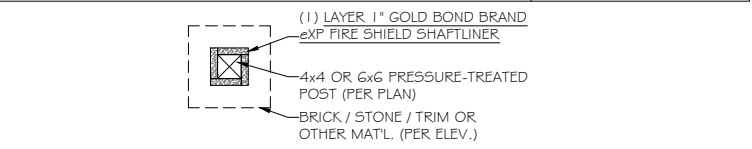
1. (2) LAYERS 1"x24" PROPRIETARY TYPE "X" GYPSUM PANELS INSERTED BETWEEN 2" FLOOR AND CEILING RUNNERS w/ 2" STEEL H STUDS BETWEEN ADJACENT PAIRS OF GYPSUM PANELS.

2. MIN. 3/4" AIR SPACE MUST BE MAINTAINED BETWEEN STEEL COMPONENTS AND ADJACENT FRAMING (INDICATED BY DASHED LINES IN DETAIL).

*HEIGHT LIMITATION = 66'-0" (NON-LOAD BEARING)

NATIONAL GYPSUM COMPANY - 1" GOLD BOND BRAND eXP FIRE SHIELD SHAFTLINER

ASSEMBLY THICKNESS
FIRE TEST:
3 1/2" WHI 694-0200.G
(2) 1" GYPSUM PANELS
(2) 3/4" MIN. AIRSPACES




TrueHomes
IT'S ALL ABOUT U
2649 Breckridge Centre Dr.
Suite 104
Monroe, N.C. 28110
704-271-1191

BUIES CREEK TOWNHOMES

DETAILS

LUCAS WITH 1340

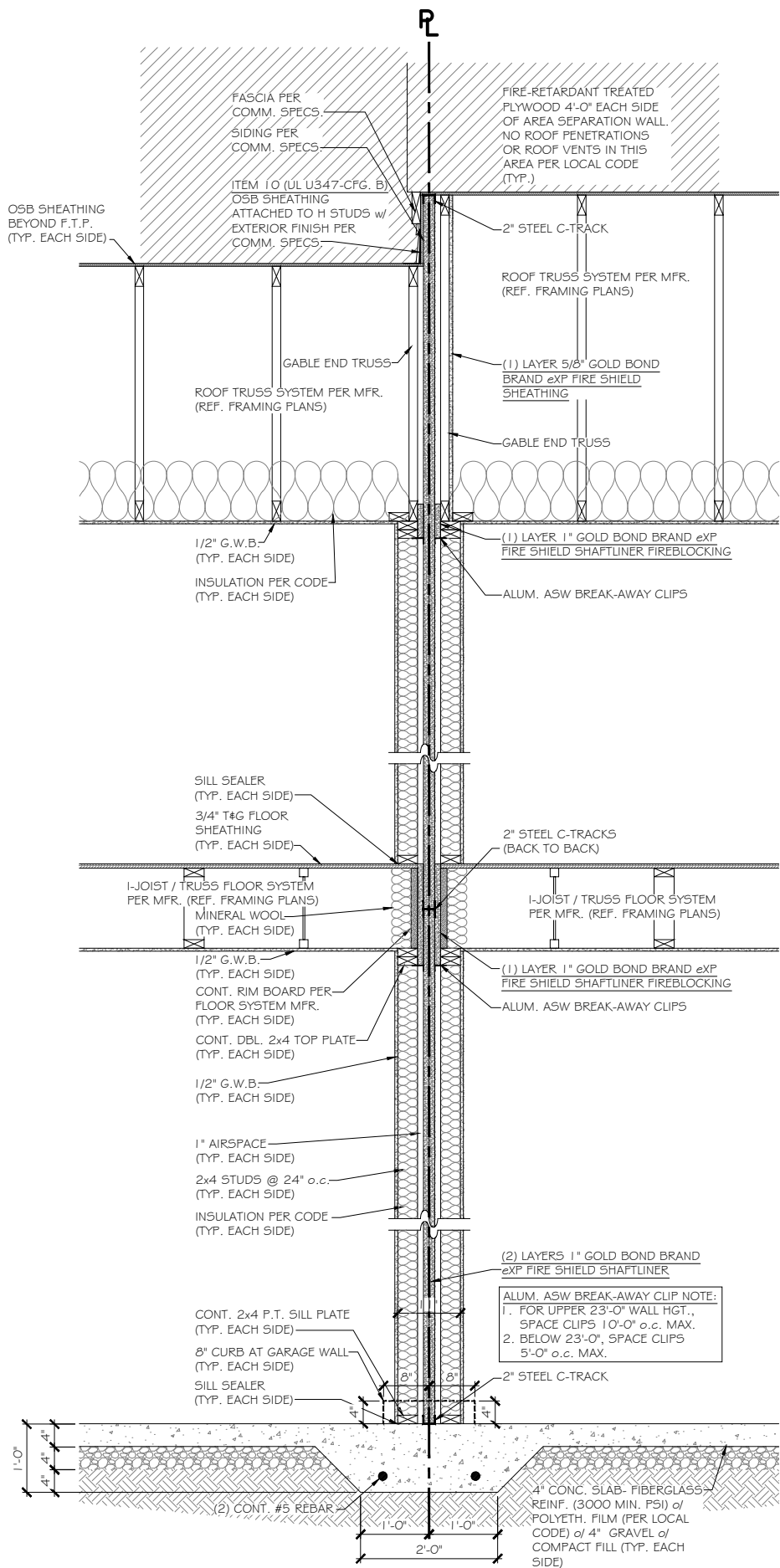
HARNETT COUNTY



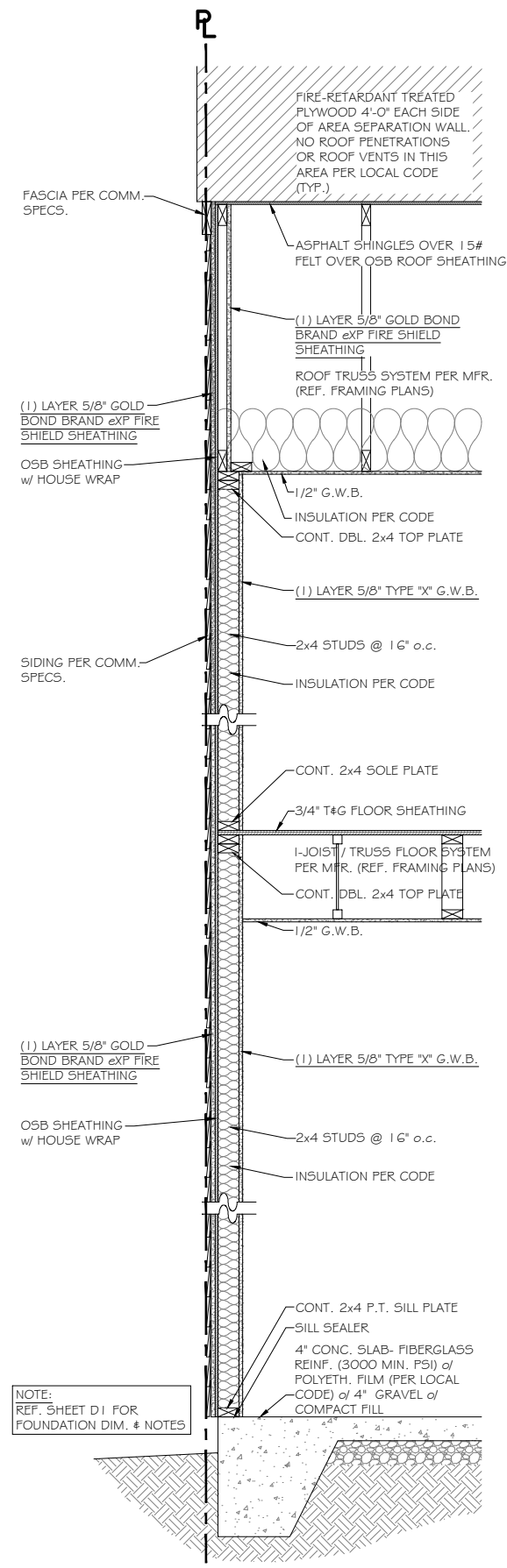
RESIDENTIAL STRUCTURES, P.C.
No. C3295

PREPARED BY: Michael
DATE: 1.3.24
SCALE: AS SHOWN
REVIEWED BY: Chuck

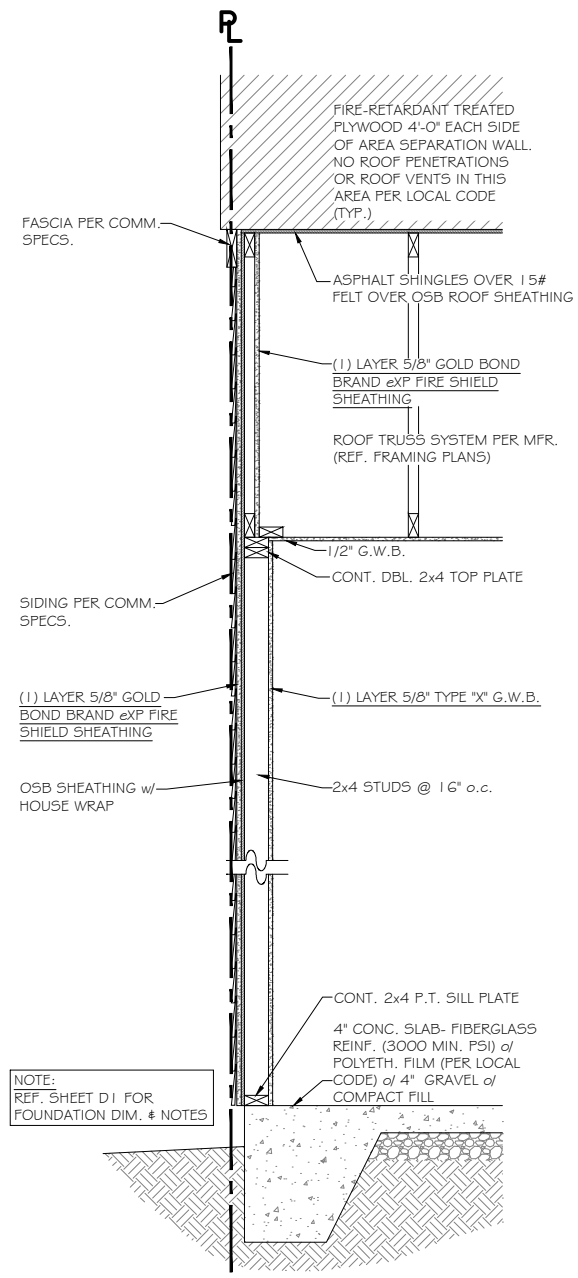
SHEET: **D2**



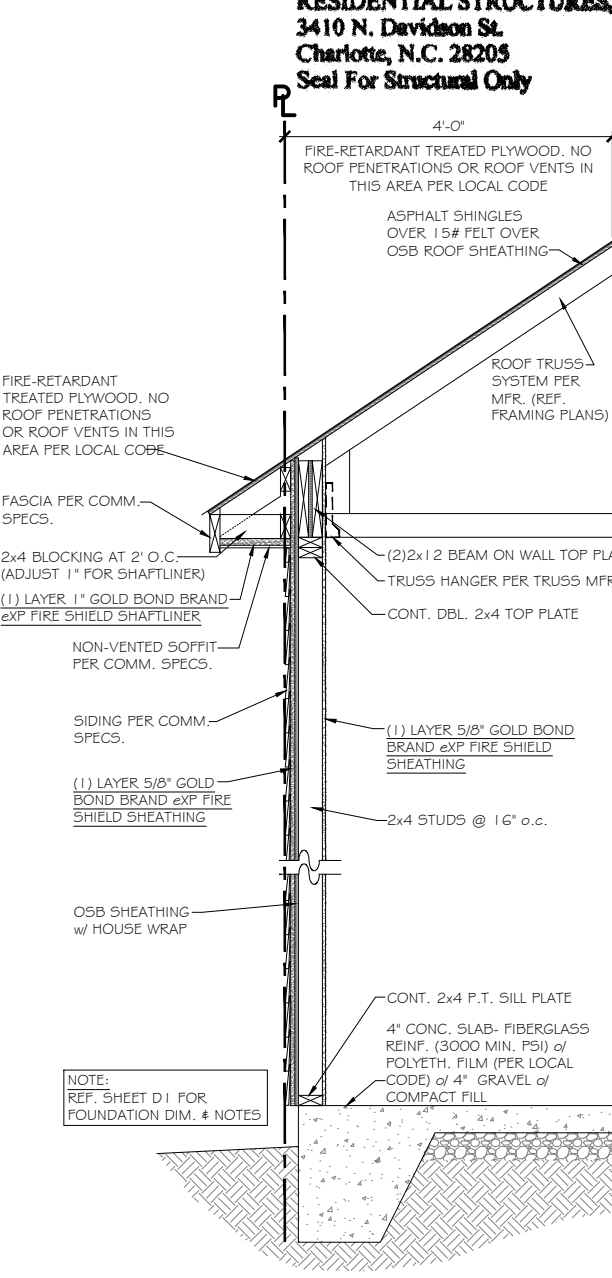
A TYP. 2-HOUR AREA SEPARATION FIRE WALL SECTION
UL U347 N.T.S.



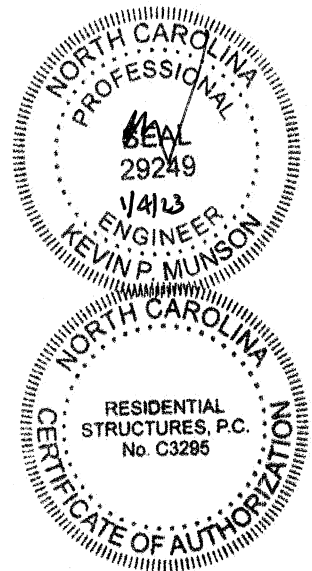
B TYP. 1-HOUR WALL SECTION @ GABLE END
UL U305 - 1-HOUR RATED WALL w/ NO OPENINGS N.T.S. OR PENETRATIONS ALLOWED



C TYP. 1-HOUR WALL SECTION @ GABLE END - GARAGE
UL U305 - 1-HOUR RATED WALL w/ NO OPENINGS N.T.S. OR PENETRATIONS ALLOWED



D TYP. 1-HOUR WALL SECTION @ ROOF EAVE - GARAGE
UL U305 - 1-HOUR RATED WALL w/ NO OPENINGS N.T.S. OR PENETRATIONS ALLOWED



RESIDENTIAL STRUCTURES, P.C.
3410 N. Davidson St.
Charlotte, N.C. 28205
Seal For Structural Only

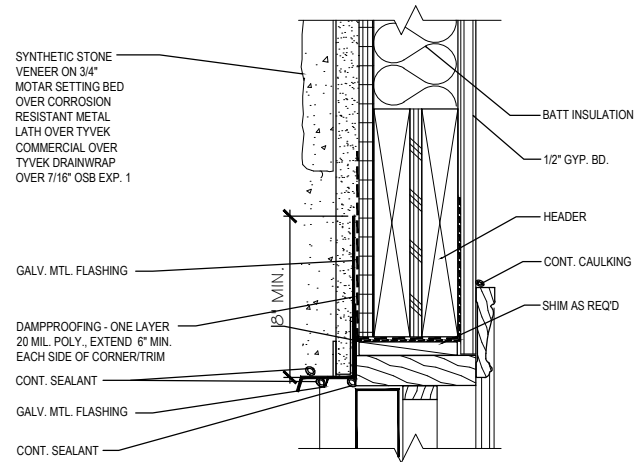
TrueHomes
IT'S ALL ABOUT U
2649 Breckridge Centre Dr.
Monroe, N.C. 28110
Suite 104
704-271-1191

BUIES CREEK TOWNHOMES

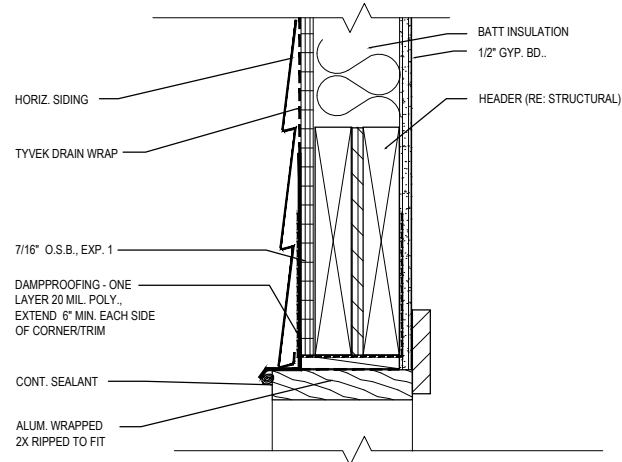
LUCAS TH 1340
HARNETT COUNTY

Copyright True Homes L.L.C. All rights reserved. The duplication, reproduction, copying, sale, rental, licensing, or any other distribution or use of these drawings, any portion thereof or the plans depicted herein is strictly prohibited.
PREPARED BY: *Michael*
DATE: 1.3.24
SCALE: AS SHOWN
REVIEWED BY: *Chuck*

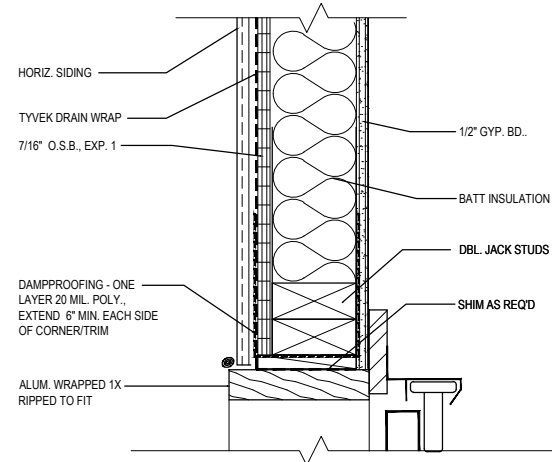
SHEET: **D3**



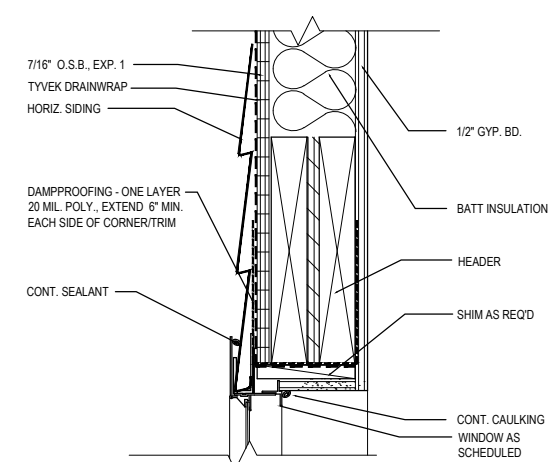
12 DOOR HEAD @ STONE
N.T.S.



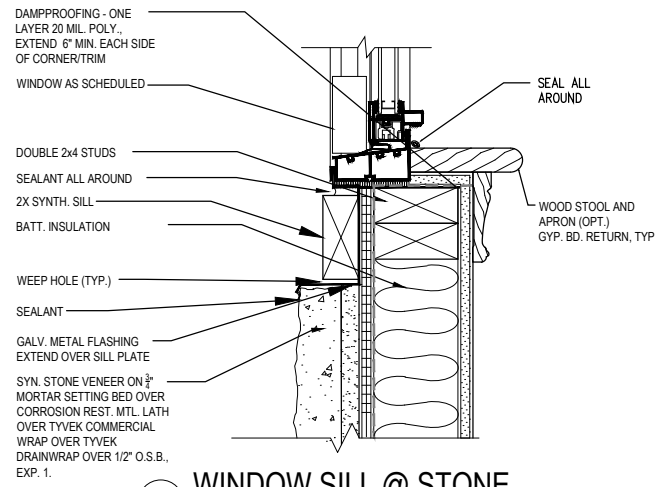
09 GARAGE DOOR HEAD @ SIDING
N.T.S.



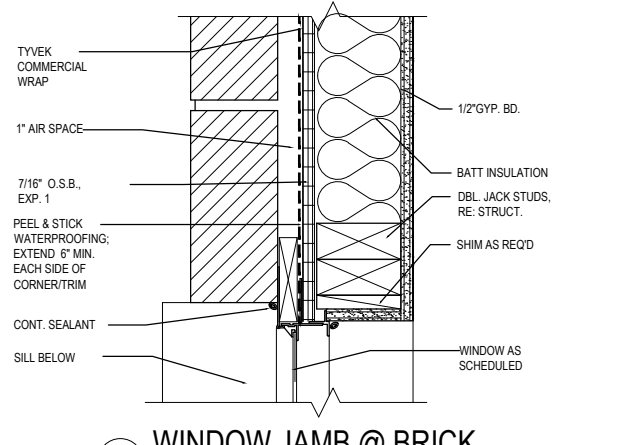
06 GARAGE DOOR JAM @ SIDING
N.T.S.



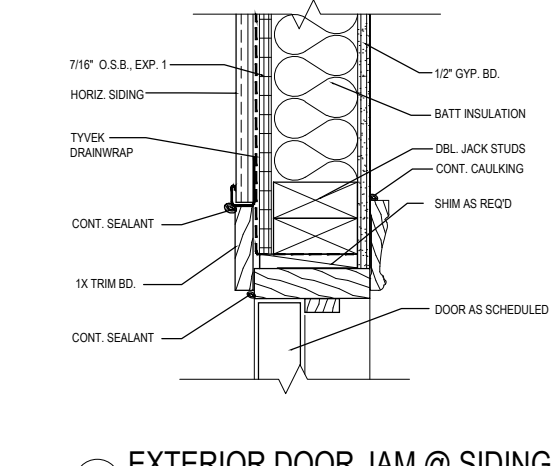
03 WINDOW HEAD @ SIDING
N.T.S.



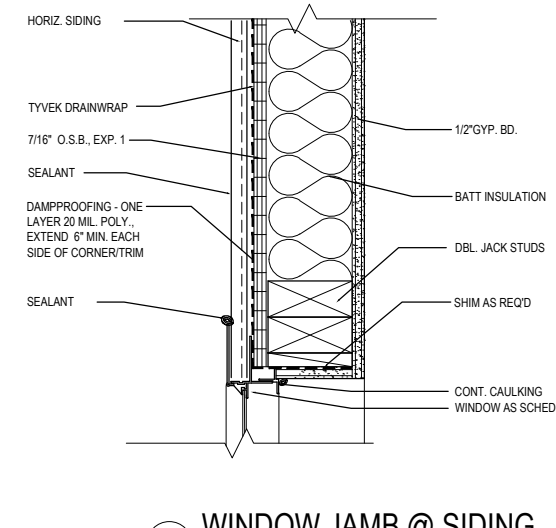
11 WINDOW SILL @ STONE
N.T.S.



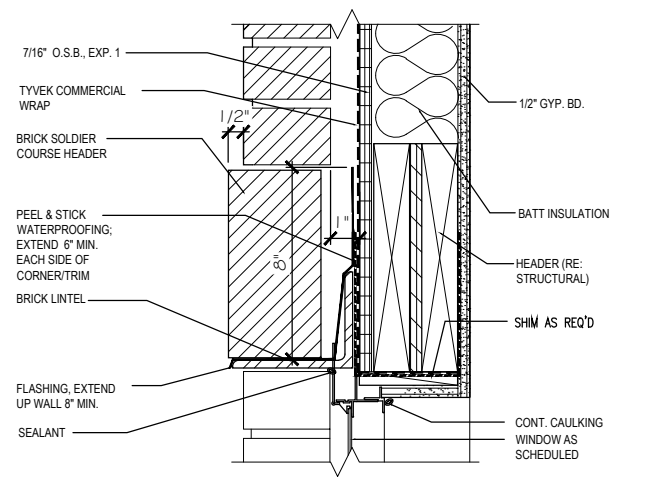
08 WINDOW JAMB @ BRICK
N.T.S.



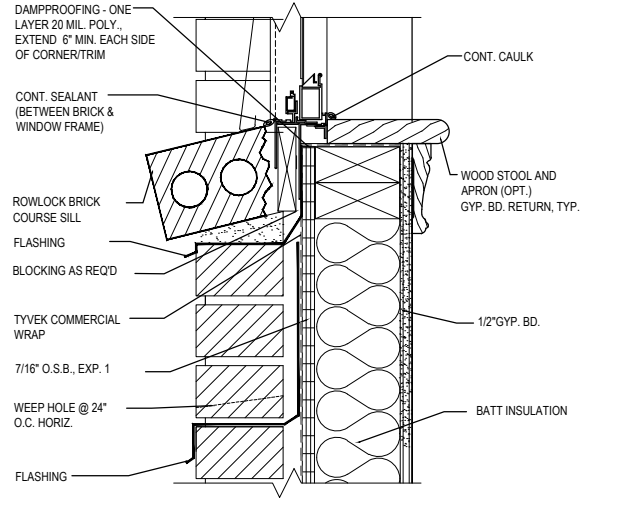
05 EXTERIOR DOOR JAM @ SIDING
N.T.S.



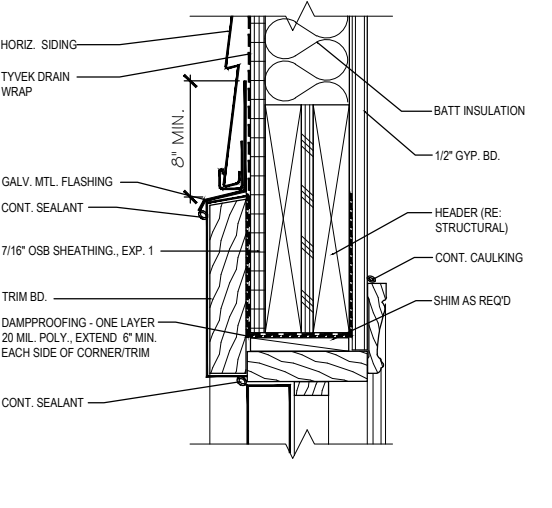
02 WINDOW JAMB @ SIDING
N.T.S.



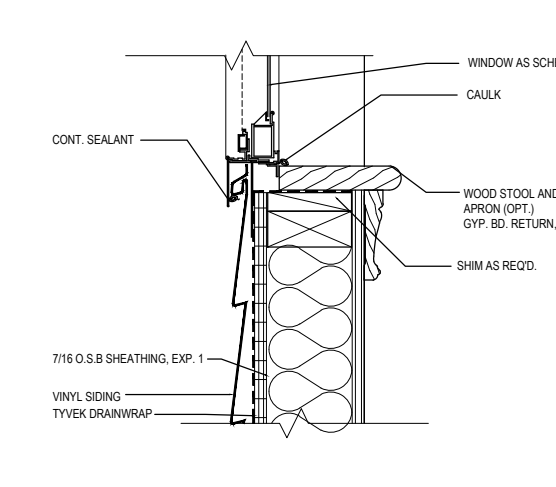
10 WINDOW HEAD @ BRICK
N.T.S.



07 WINDOW SILL @ BRICK
N.T.S.



11 EXT. DOOR HEAD @ SIDING
N.T.S.



01 WINDOW SILL @ SIDING
N.T.S.

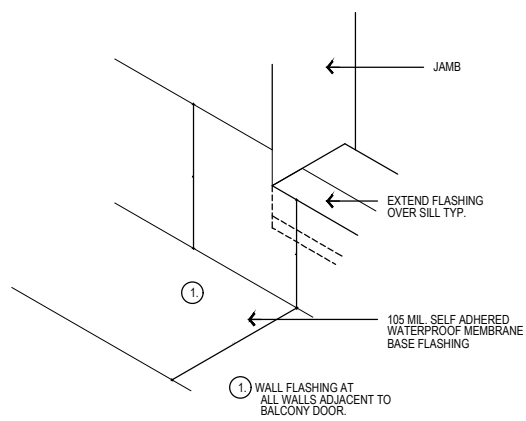
TrueHomes
IT'S ALL ABOUT U
2649 Brekonridge Centre Dr.
Suite 104
Monroe, N.C. 28110
704-271-1191

BUIES CREEK TOWNHOMES
DETAILS

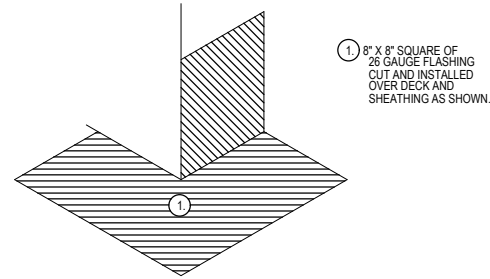
LUCAS TH
1340
HARNETT COUNTY

Copyright True Homes L.L.C. All rights reserved. The duplication, reproduction, copying, sale, rental, licensing, or any other distribution or use of these drawings, any portion thereof or the plans depicted hereon is strictly prohibited.
PREPARED BY:
Michael
DATE:
1.3.24
SCALE:
AS SHOWN
REVIEWED BY:
Chuck

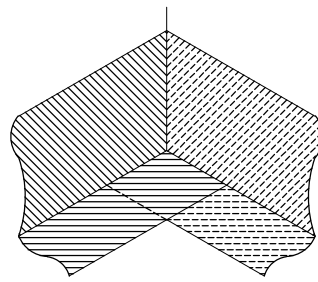
SHEET:
D4



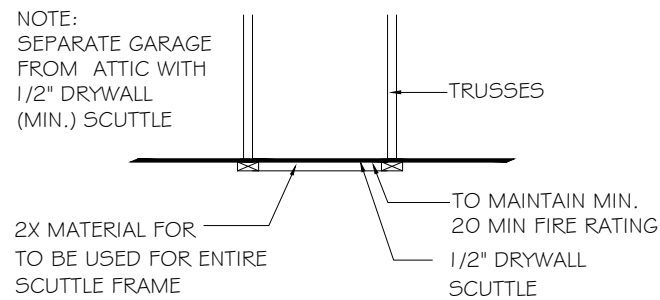
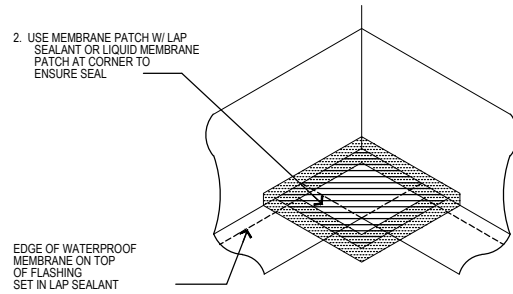
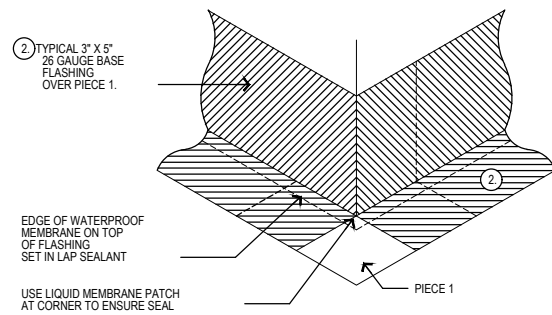
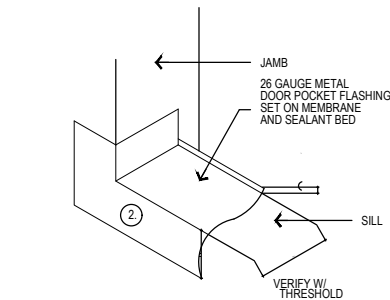
NOTE:
PRIME ALL SUBSTRATES PRIOR TO
ADHERING ANY FLASHING.



1. TYPICAL 3' X 5'
26 GAUGE BASE FLASHING
CUT AND FOLD AS SHOWN



NOTE:
MUST MEET ENERGY EFFICIENCY REQ PER SEC N I 1 02.
PER N I 1 02.2.4 HORIZONTAL ACCESS DOORS FROM
CONDITIONED SPACE TO UNCONDITIONED SPACES SHALL BE
WEATHERSTRIPPED AND INSULATED TO AN R-10 MIN. VALUE,
AND VERTICAL DOORS TO SUCH SPACES SHALL BE
WEATHERSTRIPPED AND INSULATED TO R-5 MIN. VALUE.



B ATTIC ACCESS PANEL DETAIL
SCALE: N.T.S.

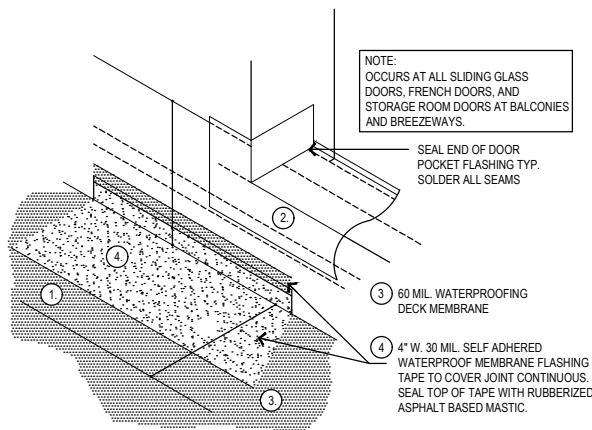
2 GALVANIZED DOOR POCKET FLASHING
AT ALL DOOR OPENINGS.

08 FLASHING DETAIL @ OUTSIDE CORNER
3" = 1'-0"

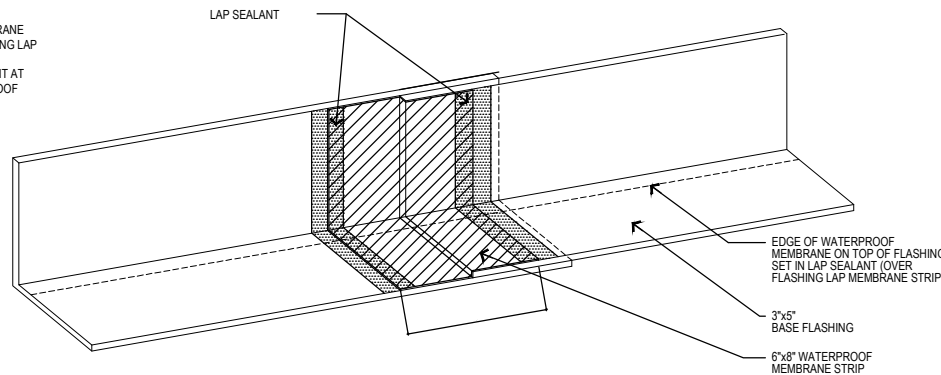
(METAL FLASHING CONDITION)

07 FLASHING DETAIL @ INSIDE CORNER
3" = 1'-0"

(METAL FLASHING CONDITION)

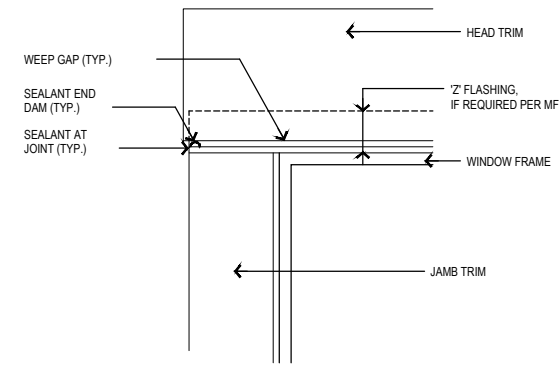


- NOTE:
OCCURS AT ALL SLIDING GLASS
DOORS, FRENCH DOORS, AND
STORAGE ROOM DOORS AT BALCONIES
AND BREEZEWAYS.
1. TYPICAL 3'x5' 26 GAUGE
BASE FLASHING LAP 4" MIN.
 2. 6'x8" STRIP OF
WATERPROOF MEMBRANE
PLACED OVER FLASHING LAP
 3. APPLY LAP SEALANT AT
EDGES OF WATERPROOF
MEMBRANE STRIP



04 FLASHING LAP
3" = 1'-0"

(METAL FLASHING CONDITION)



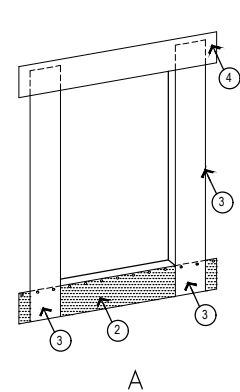
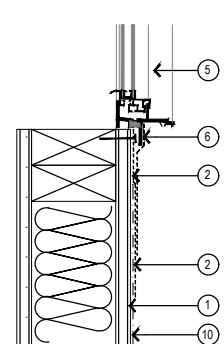
03 TYP. WINDOW ELEVATION DETAIL
3" = 1'-0"

WALL/WINDOW/DOOR WATERPROOFING SPECIFICATIONS:

1. OWNER SHALL RETAIN THE SERVICES OF A QUALITY ASSURANCE CONSULTING FIRM, SPECIALIZING IN THE AREA OF WATERPROOFING FOR THE SOLE PURPOSE OF INSPECTING FLASHINGS BEFORE COVERED WITH FINISHED MATERIALS. DETERMINATION OF PROPER FLASHING TECHNIQUES CAN BE UTILIZED VIA: BLDG. MOCK UP PANELS
2. GC TO PROVIDE DETAILED SHOP DRAWINGS, INDICATING EACH FLASHING AND EDGE DETAIL AND ATTACHMENT REQUIREMENTS.
3. USE STAINLESS STEEL FASTENERS WHEN FASTENING INTO TREATED LUMBER.
4. ALUMINUM "Z" FLASHING & THRU WALL FLASHING SHALL BE: .025" FOR CONCEALED AND .032" FOR EXPOSED
5. MINIMUM 40 MIL. POLYETHYLENE, BUTYL RUBBER "PEEL AND STICK WATERPROOFING" MIN. 240 DEGREE SOFTENING POINT
6. 6" AND 9" SELF ADHERING RUBBERIZED ASPHALT FLASHING TAPE - (WINDOW WRAP) MIN. 20 MIL THICKNESS MEETING THE FOLLOWING REQTS.: FEDERAL SPECIFICATION UU-B-790s TYPE I, GRADE A, STYLE 4, TYVEK PRODUCTS OR EQUAL
7. SEALANT FOR DISSIMILAR MATERIAL JOINTS - SONNEBORN NPI POLYURETHANE SEALANT OR EQUAL. (EXCEPT AT WOOD.)
8. SEALANT FOR WOOD TO WOOD JOINTS AND WOOD TO DISSIMILAR MATERIAL JOINTS - SILICON ACRYLIC SEALANT.
9. SEALANT UNDER DOOR THRESHOLDS - SONNEBORN NPI POLYURETHANE SEALANT OR EQUAL
10. ALL SEALANT BEADS AND FILLETS TO BE CONTINUOUS.
11. ALL METAL FLASHINGS ARE TO HAVE ALL OVERLAPS SEALED WITH NON-CURING BUTYL SEALANT OR POLYURETHANE SEALANT.
12. PAINT INTERIOR GYPSUM BOARD WINDOW JAMBS WITH ENAMEL PAINT.
13. SET NAILS AT ALL DOOR TRIM.
14. EXTERIOR WOOD TRIM IS TO BE PRE-PRIMED KDAT MATERIAL.

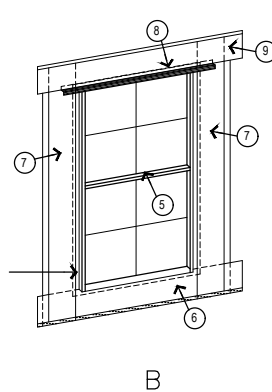
NOTE:
TYVEK COMMERCIAL BUILDING SPECIALISTS CAN BE CONTACTED FOR
FREE FIELD/INSTALLATION SERVICES @ TIME OF CONSTRUCTION.
CONTACT: ANDREW ANDRETTA, CSI 704.226.2864

1. APPLY SHEATHING TO WALL FRAMING AS SHOWN ON STRUCTURAL DRAWINGS.
2. ATTACH 9" WIDE SILL SELF-ADHERING RUBBERIZED FLASHING WITH THE TOP EDGE EVEN WITH THE TOP EDGE OF THE SILL. FLASHING TO EXTEND 12" BEYOND EACH JAMB MINIMUM. ATTACH WITH GALVANIZED ROOFING NAILS TO THE TOP EDGE ONLY, LEAVING BOTTOM LOOSE. DO NOT REMOVE BACKING.
3. APPLY 9" SELF-ADHERING RUBBERIZED ASPHALT FLASHING TAPE TO EACH JAMB. START AT THE BOTTOM OF THE SILL FLASHING AND EXTEND 6" ABOVE WINDOW HEAD.
4. APPLY 9" SELF-ADHERING RUBBERIZED ASPHALT FLASHING TAPE OVER FLANGE AT HEAD. EXTEND 12" BEYOND EACH JAMB.



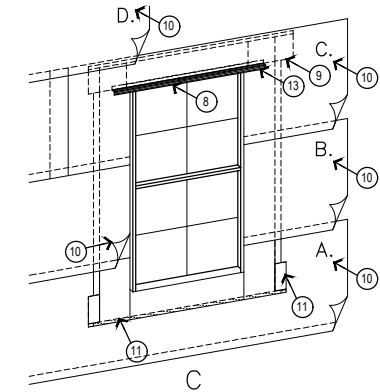
02 WINDOW FLASHING WITH BUILDING PAPER ON WALL

5. SET THE WINDOW AS PER THE WINDOW MANUFACTURER'S RECOMMENDATIONS.
6. APPLY 6" SELF-ADHERING RUBBERIZED ASPHALT FLASHING TAPE OVER FLANGE AT SILL. EXTEND TO END OF SILL FLASHING.
7. APPLY 6" SELF-ADHERING RUBBERIZED ASPHALT FLASHING TAPE OVER FLANGE AT JAMBS. START 6" BELOW SILL AND EXTEND UP, TO 6" ABOVE WINDOW FLANGE AT HEAD.
8. IF REQUIRED BY THE MFR., INSTALL GALVANIZED "Z" FLASHING AT WINDOW HEAD AND EXTEND TO BE THE LENGTH OF THE HEAD TRIM.



9. APPLY 6" SELF-ADHERING RUBBERIZED ASPHALT FLASHING TAPE OVER FLANGE AT HEAD (AND OVER "Z" FLASHING IF REQ'D BY MFR.) EXTEND MIN. 12" BEYOND EACH JAMB.
10. INSTALL BUILDING PAPER STARTING FROM THE BASE OF THE BUILDING. INSTALL SHINGLE FASHION WITH MINIMUM 4" VERTICAL OVERLAPS AND 6" HORIZONTAL OVERLAPS. ATTACH BUILDING WRAP TO WOOD FRAME WITH NAILS AND CONTRACTOR CAPS PER MFR. RECOMMENDATIONS. INSTALL BUILDING PAPER UNDER SILL FLAP SHOWN IN STEP TWO. BUILDING PAPER TO OVERLAP ALL WINDOW FLANGES AND GALVANIZED "Z" FLASHING AT ALL WINDOWS.
11. SLIP BOTTOM OF JAMB AND SILL FLASHING OUT OVER THE BUILDING PAPER.
12. TAPE OVER ANY CUTS OR HOLES IN THE BUILDING PAPER.
13. IF "Z" FLASHING IS REQUIRED PER MFR., PROVIDE SEALANT END DAMS AT THE ENDS OF THE "Z" FLASHING TYPICAL "Z" FLASHING TO SLOPE AWAY FROM BUILDING.

*REFER ALSO TO DOOR AND WINDOW DETAILS.



Copyright True Homes L.L.C. All rights reserved. The duplication, reproduction, copying, sale, rental, licensing, or any other distribution or use of these drawings, any portion thereof, or the plans depicted hereon is strictly prohibited.

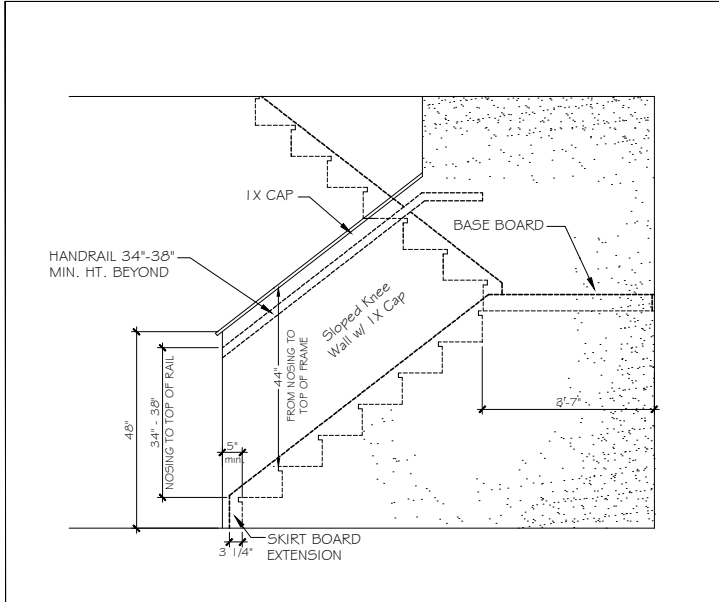
PREPARED BY:
Michael
DATE:
1.3.24
SCALE:
AS SHOWN
REVIEWED BY:
Chuck

SHEET:
D5

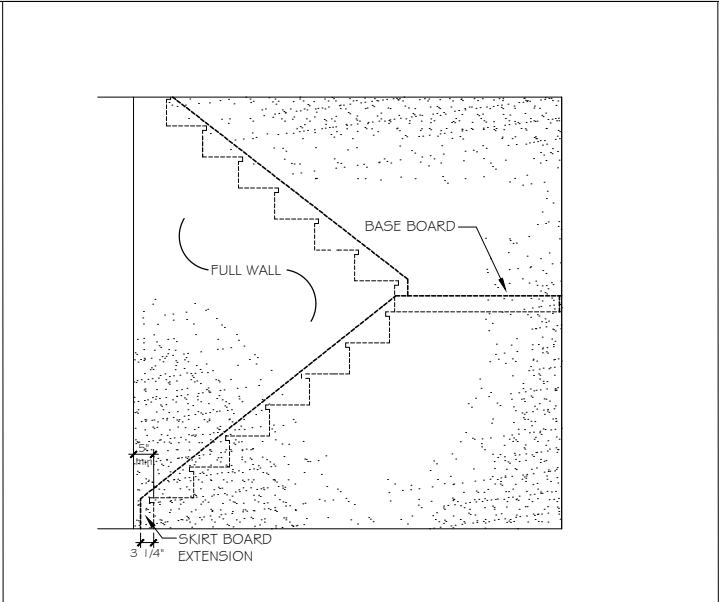
Copyright True Homes L.L.C. All rights reserved. The duplication, reproduction, copying, sale, rental, licensing, or any other distribution or use of these drawings, any portion thereof or of the plans depicted hereon is strictly prohibited.

PREPARED BY:
Michael
 DATE:
 SCALE:
 AS SHOWN
 REVIEWED BY:
Chuck

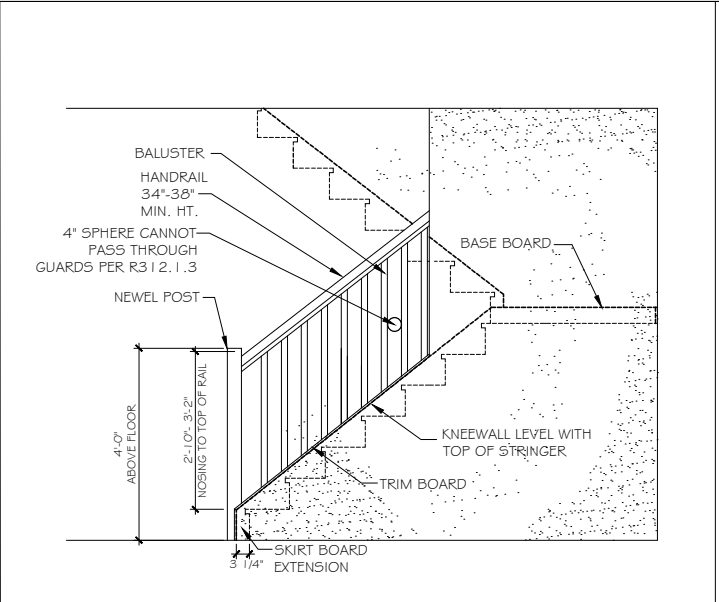
SHEET:
D5.1



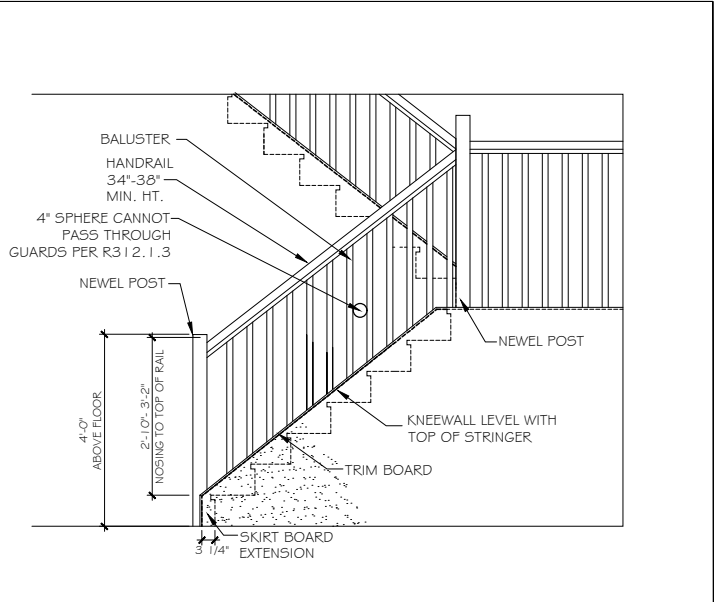
ST-1 48" SLOPED WALL w/ 1x CAP



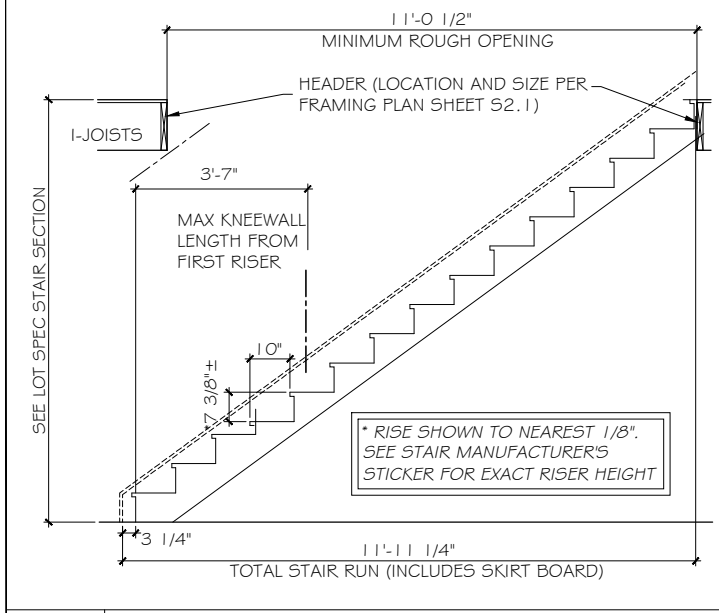
ST-2 FULL WALL



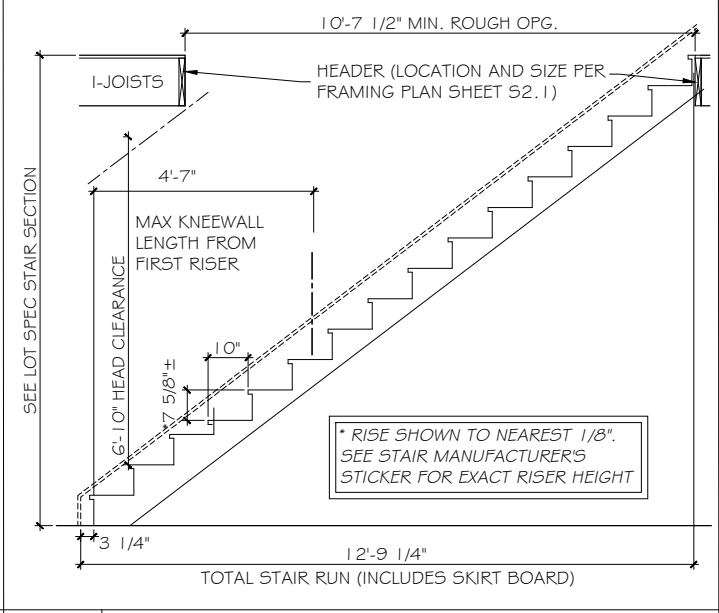
ST-3 OPT. OPEN RAIL



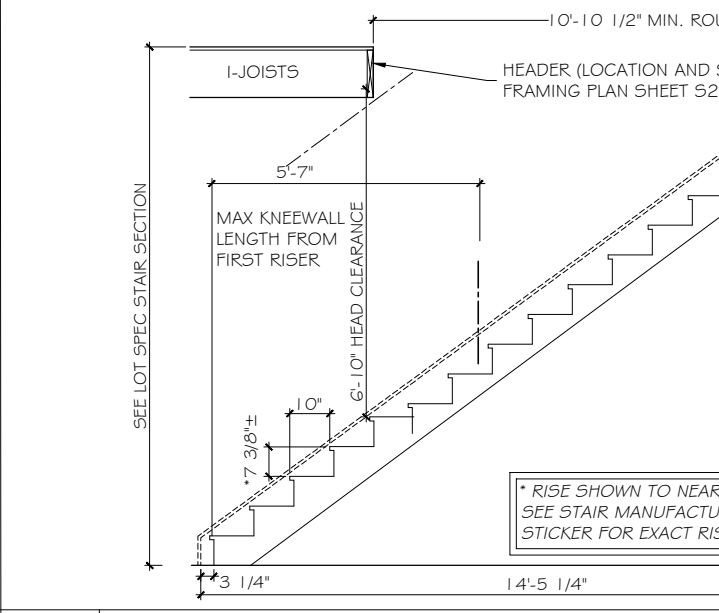
ST-4 OPT. OPEN RAIL FULL STAIR



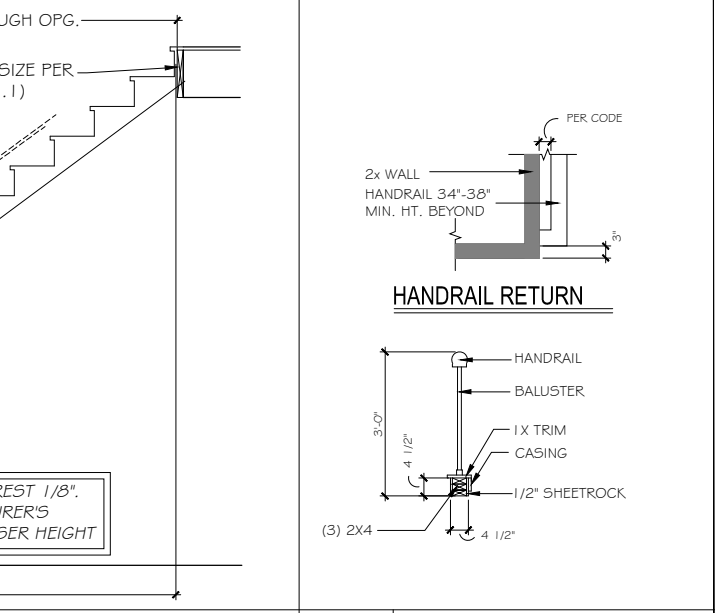
ST-5 STRAIGHT STAIR SECTION - 8ft CEILING HEIGHT w/ 11 7/8" FLOOR SYSTEM



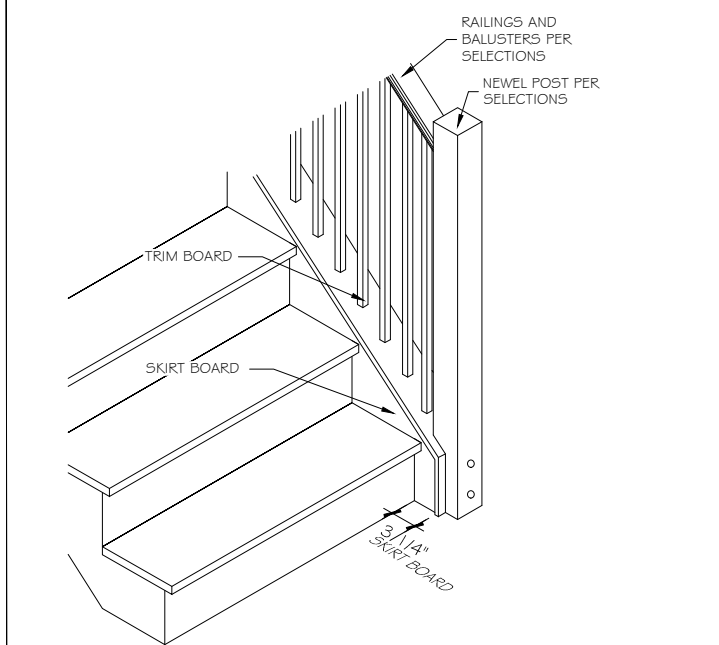
ST-6 STRAIGHT STAIR SECTION - 9ft CEILING HEIGHT w/ 11 7/8" FLOOR SYSTEM



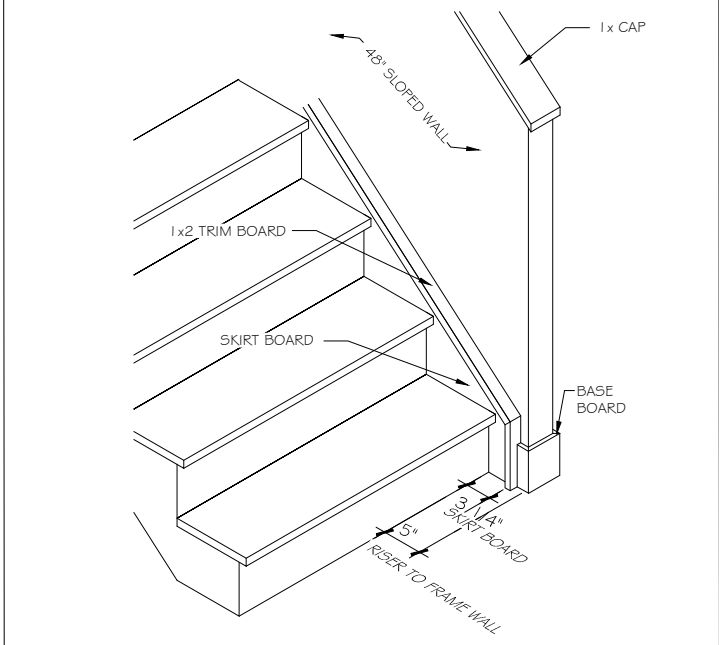
ST-7 STRAIGHT STAIR SECTION - 10ft CEILING HEIGHT w/ 11 7/8" FLOOR SYSTEM



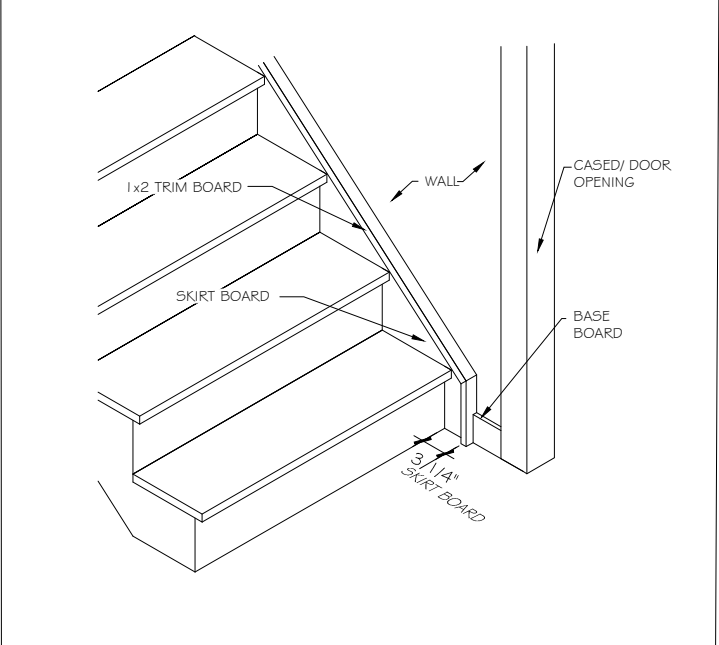
ST-8 HANDRAILS



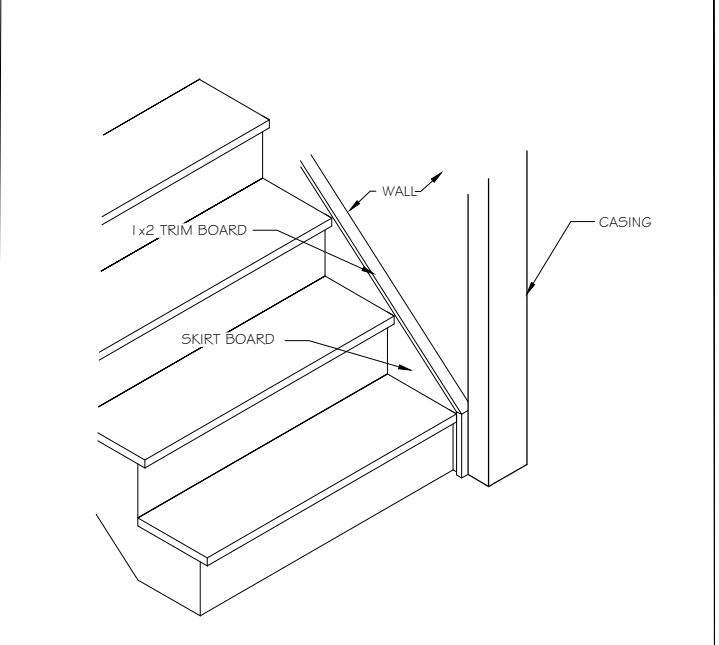
ST-9 OPT. OPEN RAIL - ISO



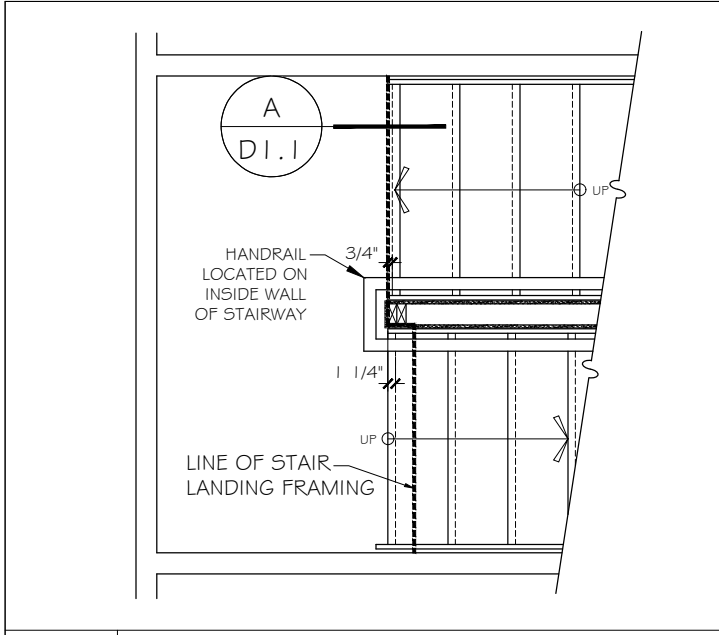
ST-10 48" SLOPED WALL w/ 1x CAP - ISO



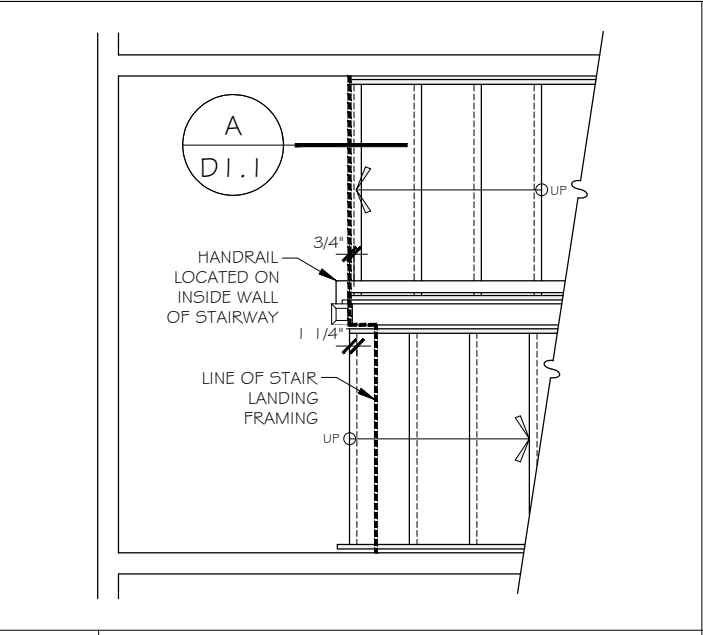
ST-11 STAIRS @ CASSED OPENING - ISO



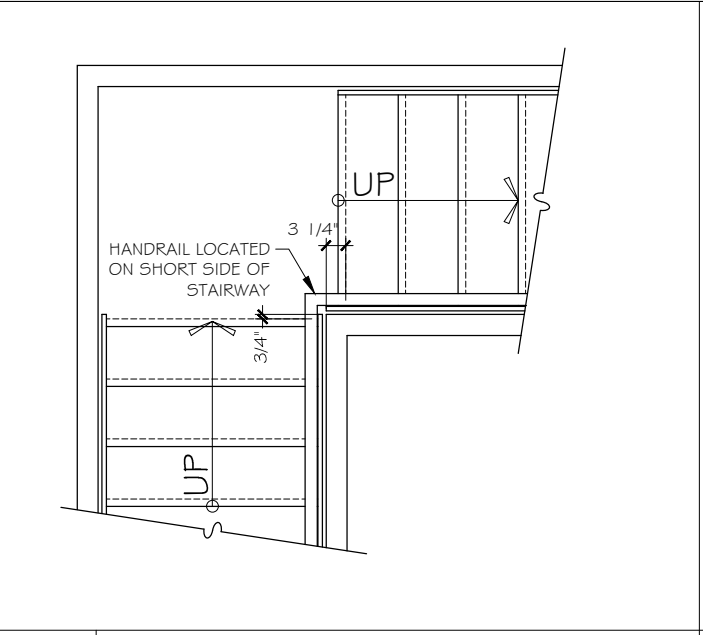
ST-12 TRIM SKIRT BOARD @ CASSED OPENING



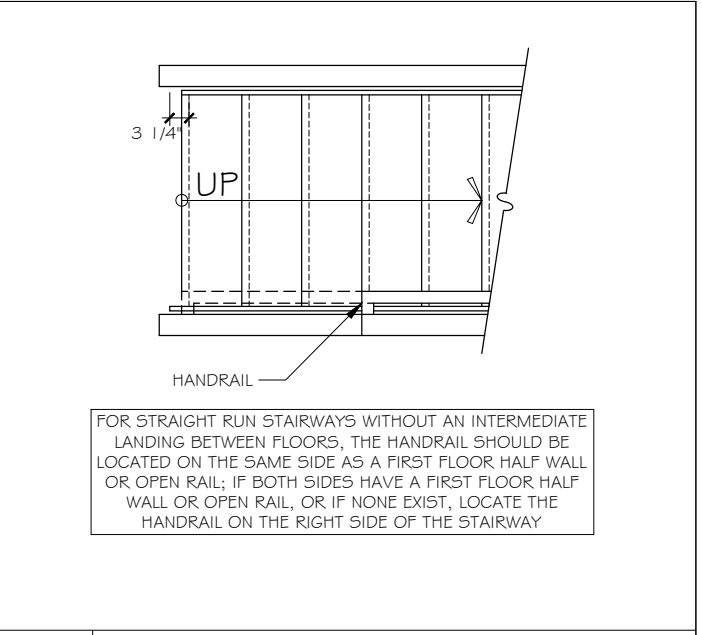
ST-13 STAIR LANDING HALF WALL w/ CAP



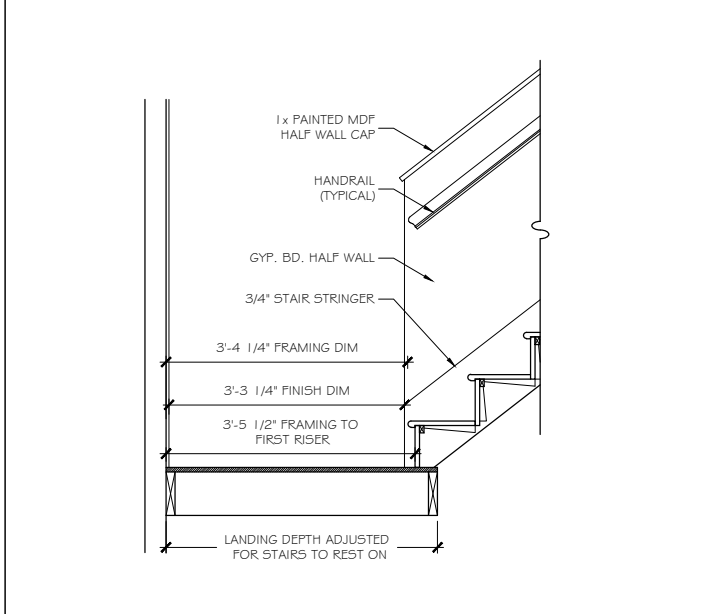
ST-14 STAIR LANDING NEWEL POST & BALUSTRADES



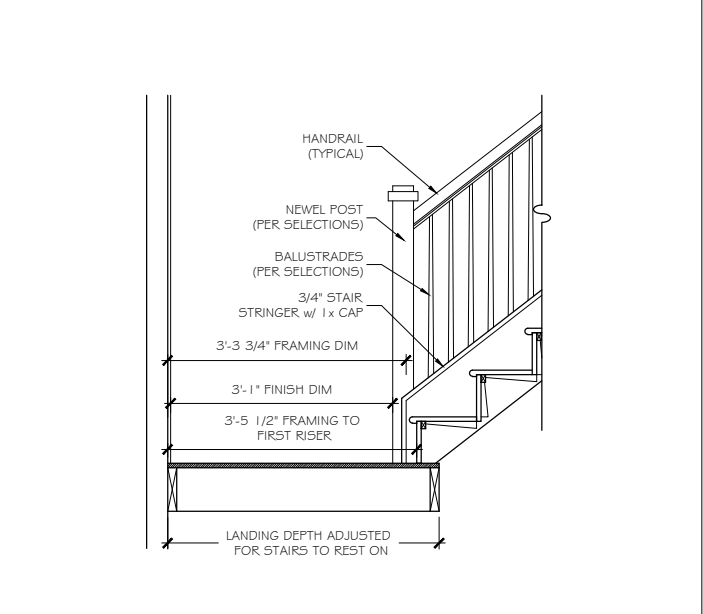
ST-15 STAIR LANDING FULL WALL



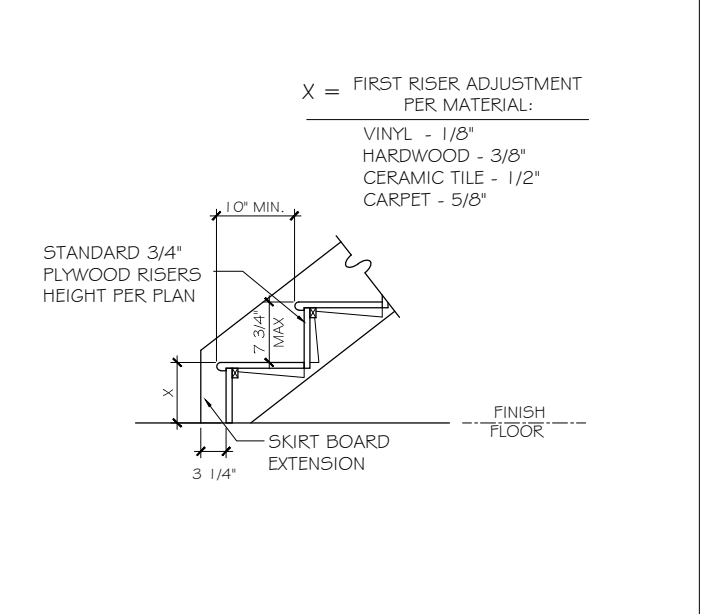
ST-15a STAIR w/o INTERMEDIATE LANDING



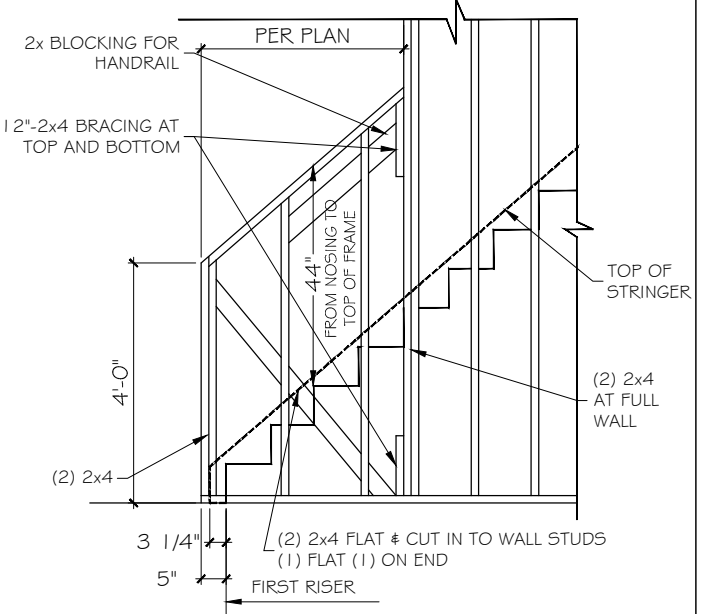
ST-17 SECTION A- SLOPED WALL



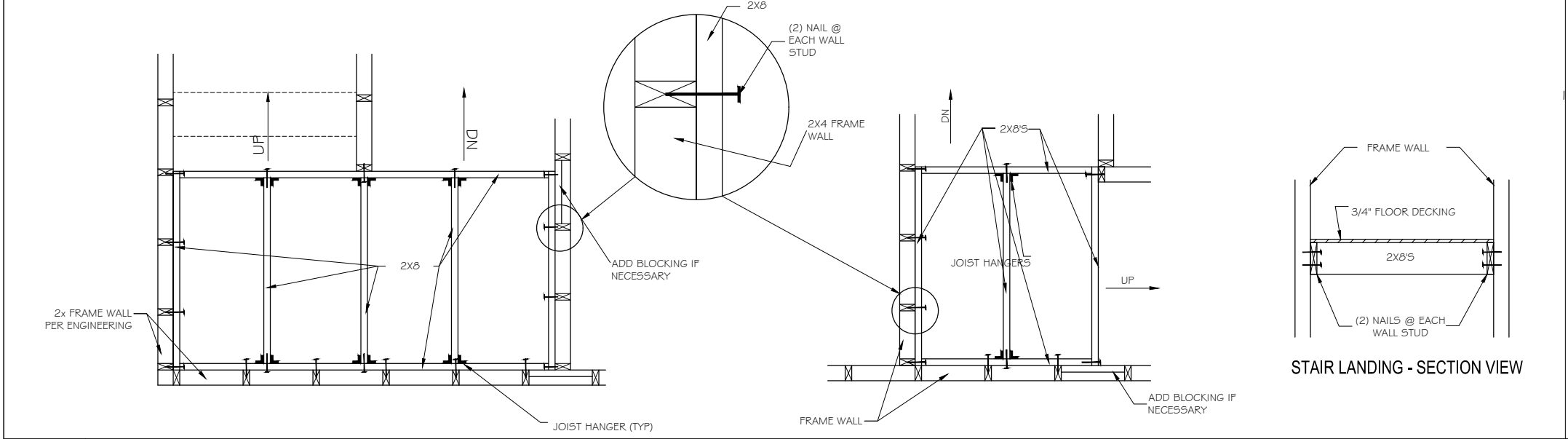
ST-18 SECTION A- OPEN RAIL



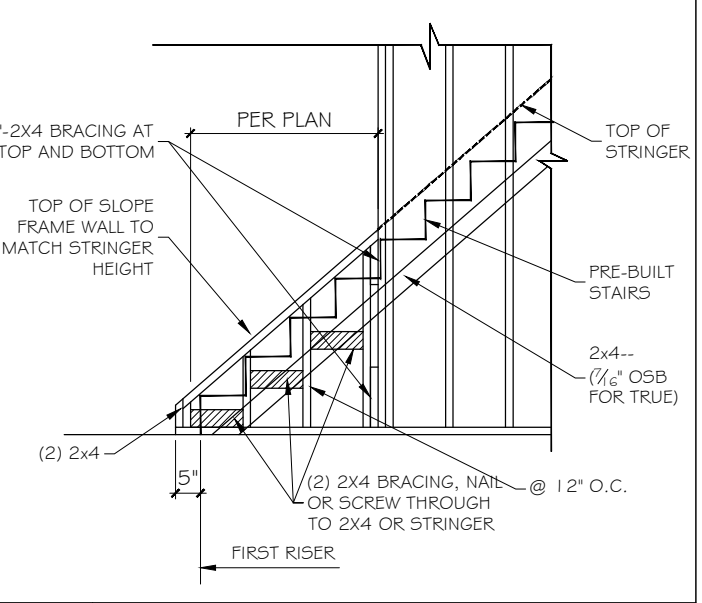
ST-19 STAIR SECTION - FIRST FLOOR



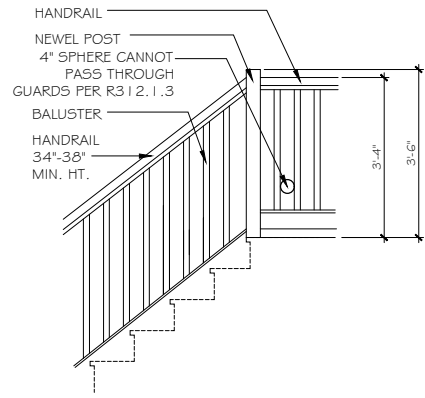
ST-16 SLOPED WALL @ STAIRS - FRAMING



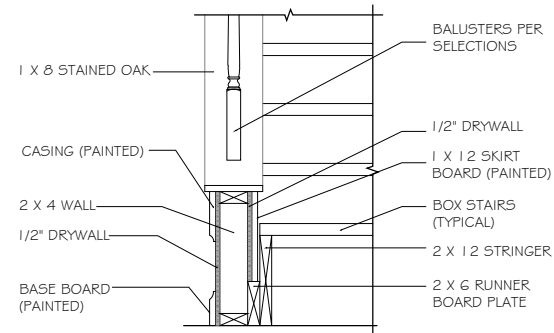
ST-21 STAIR LANDING - PLAN VIEW



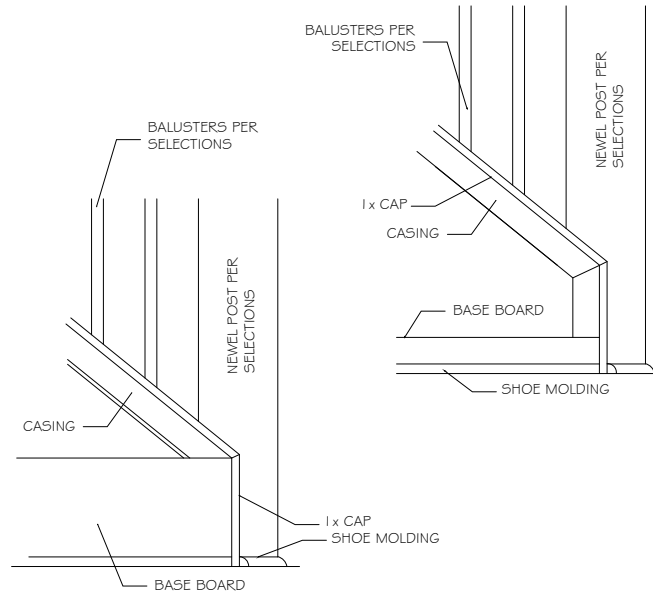
ST-20 OPEN RAIL - CURB WALL FRAMING



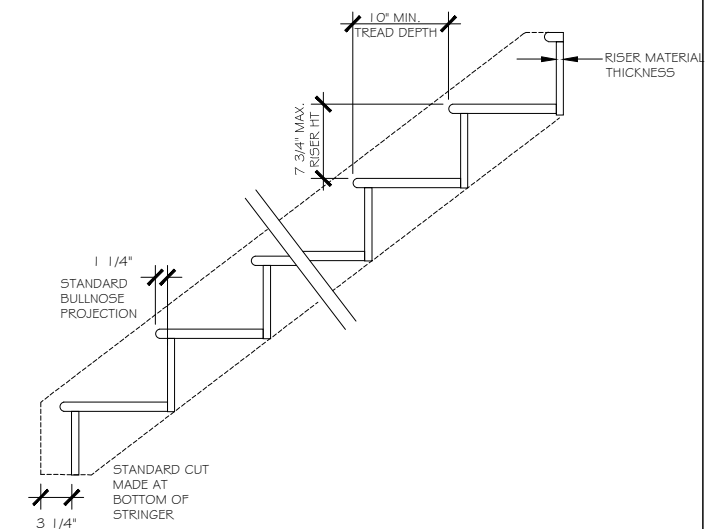
ST-23 OPT. OPEN RAIL AT LANDING



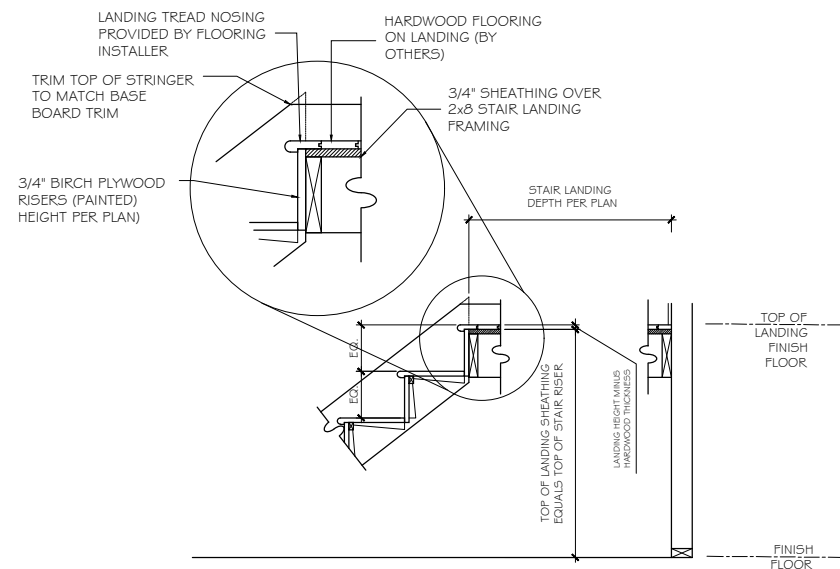
ST-24 SECTION @ CURB WALL



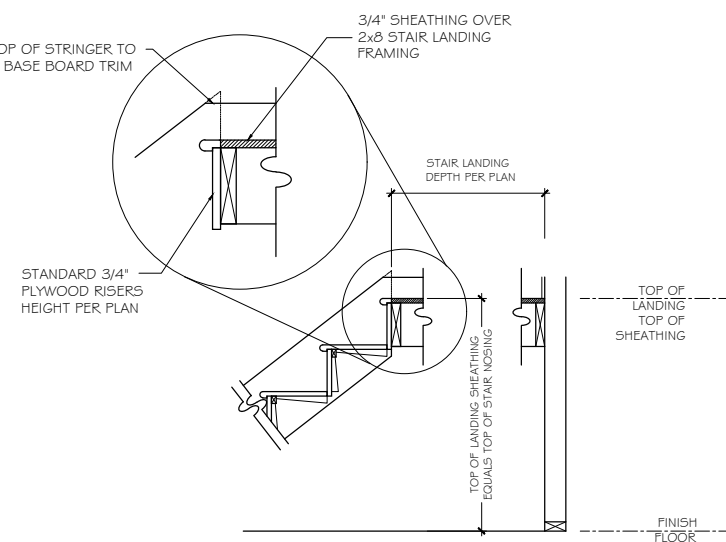
ST-25 OUTSIDE TRIM @ STAIR CURB WALL



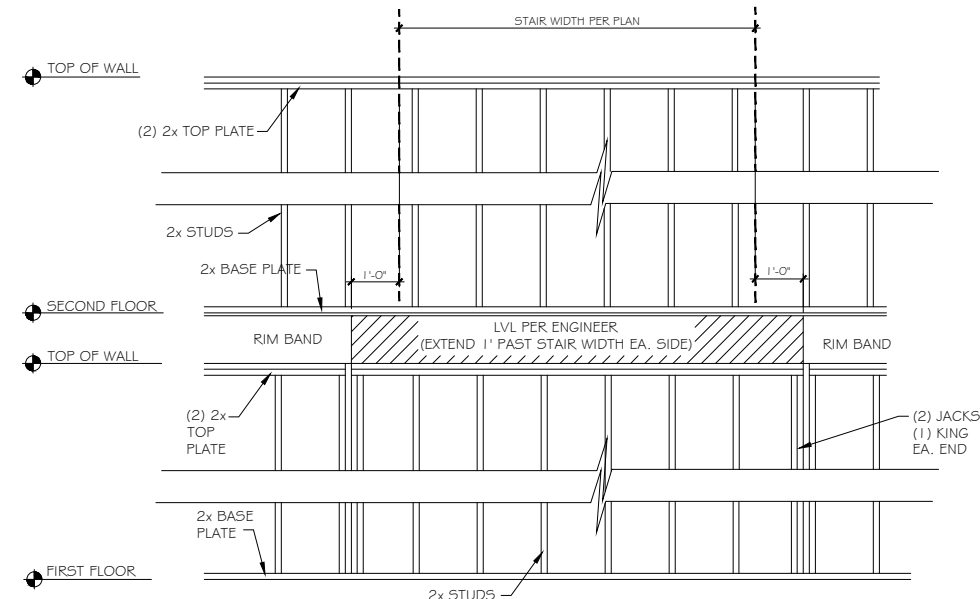
STAIR SECTION



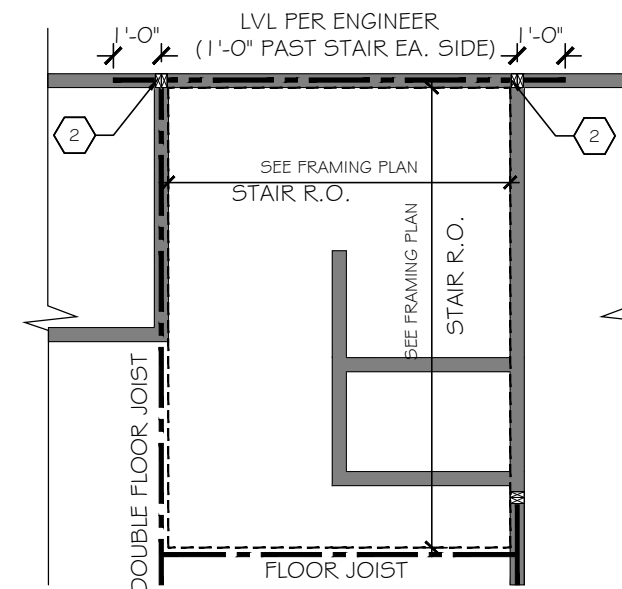
ST-26 STAIR SECTION - HARDWOOD STAIRS AND LANDING



ST-27 STAIR SECTION - CARPET STAIRS AND LANDING



ST-28 EXTERIOR WALL FRAMING @ U-SHAPED STAIRS in BALLOON FRAMING



TrueHomes
IT'S ALL ABOUT U
2649 Brekonridge Centre Dr.
Suite 104
Monroe, N.C. 28110
704-271-1191

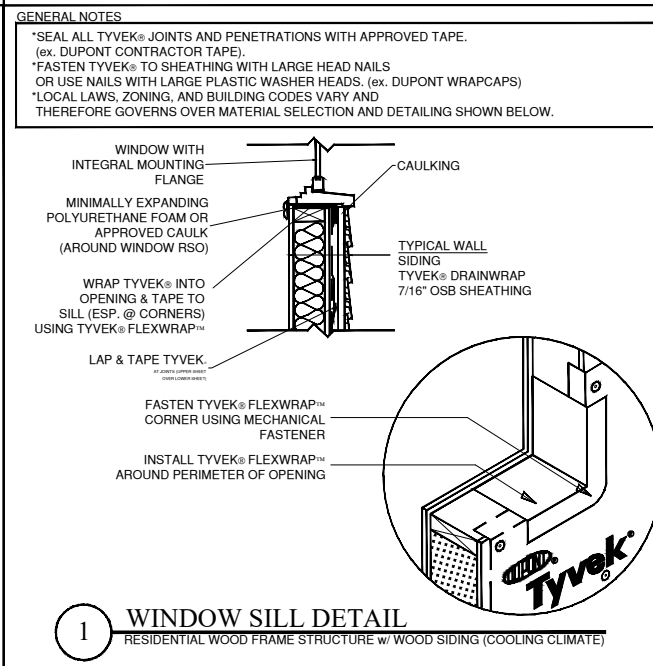
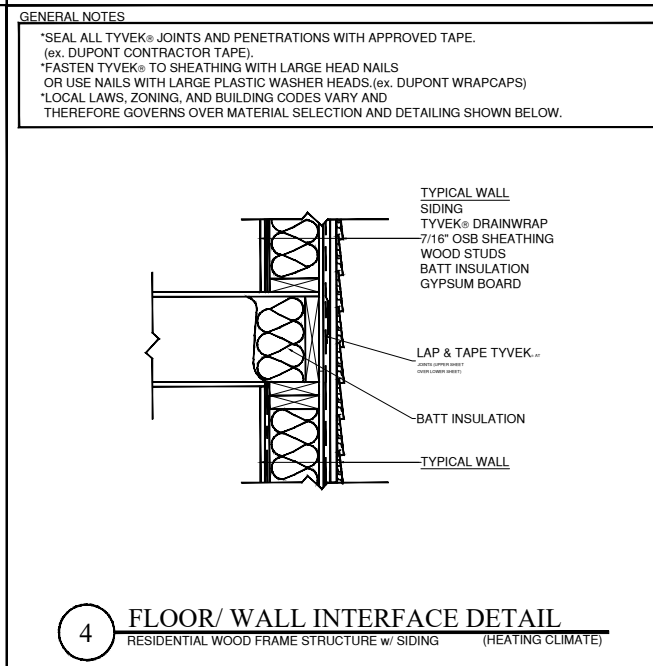
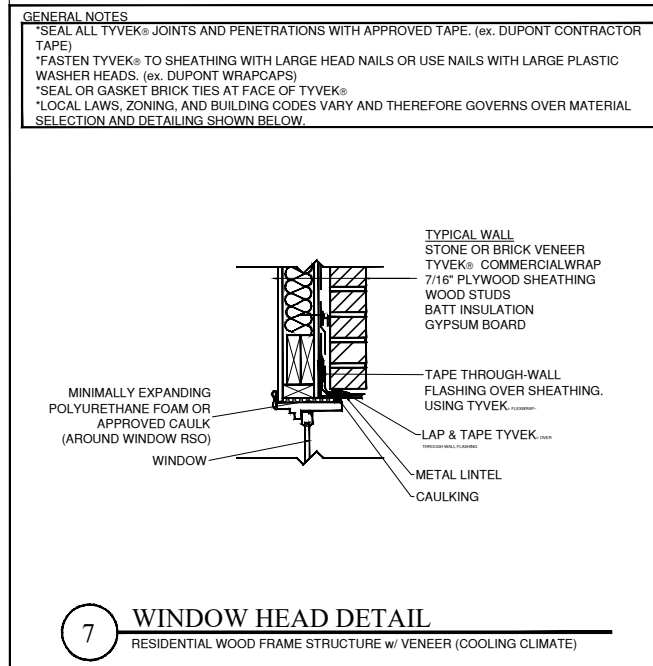
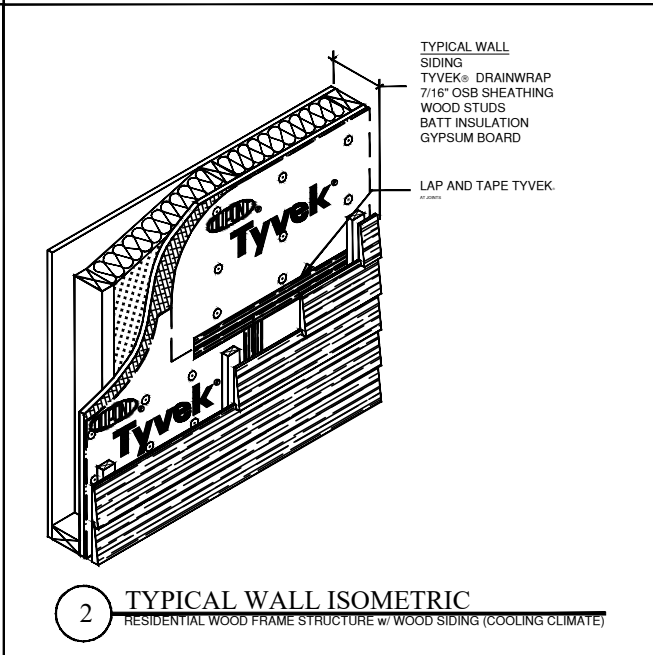
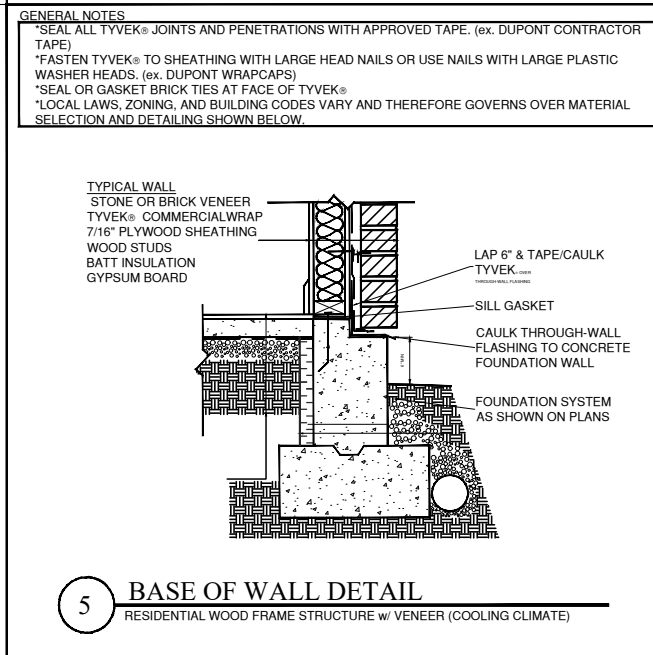
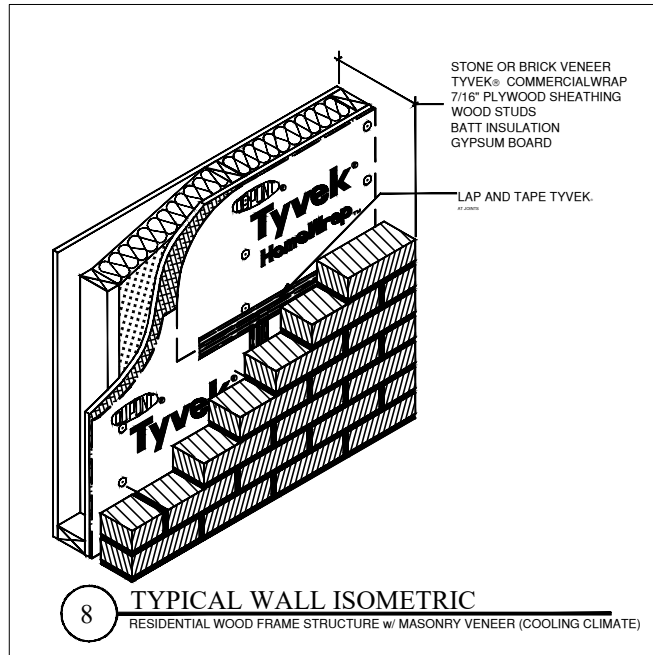
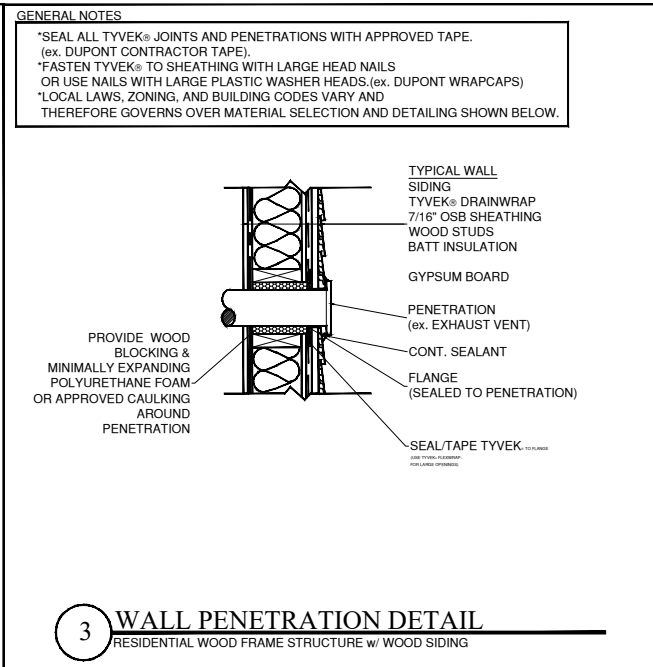
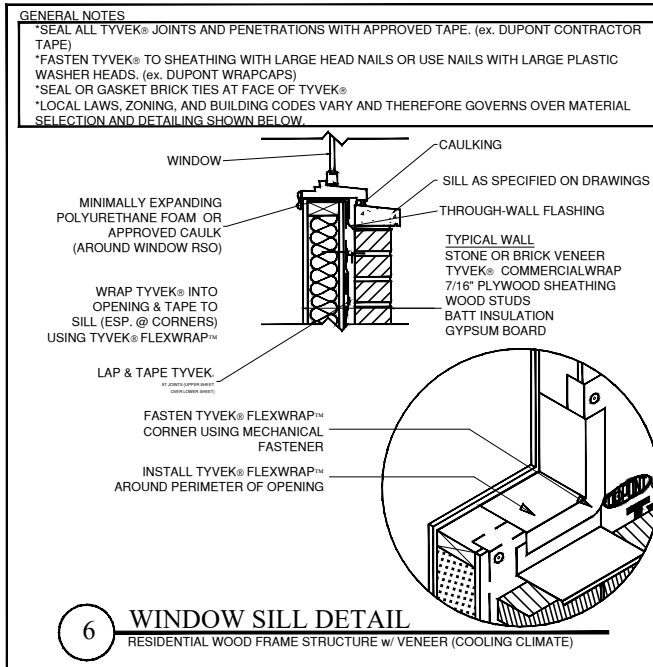
**BUIES CREEK
TOWNHOMES**

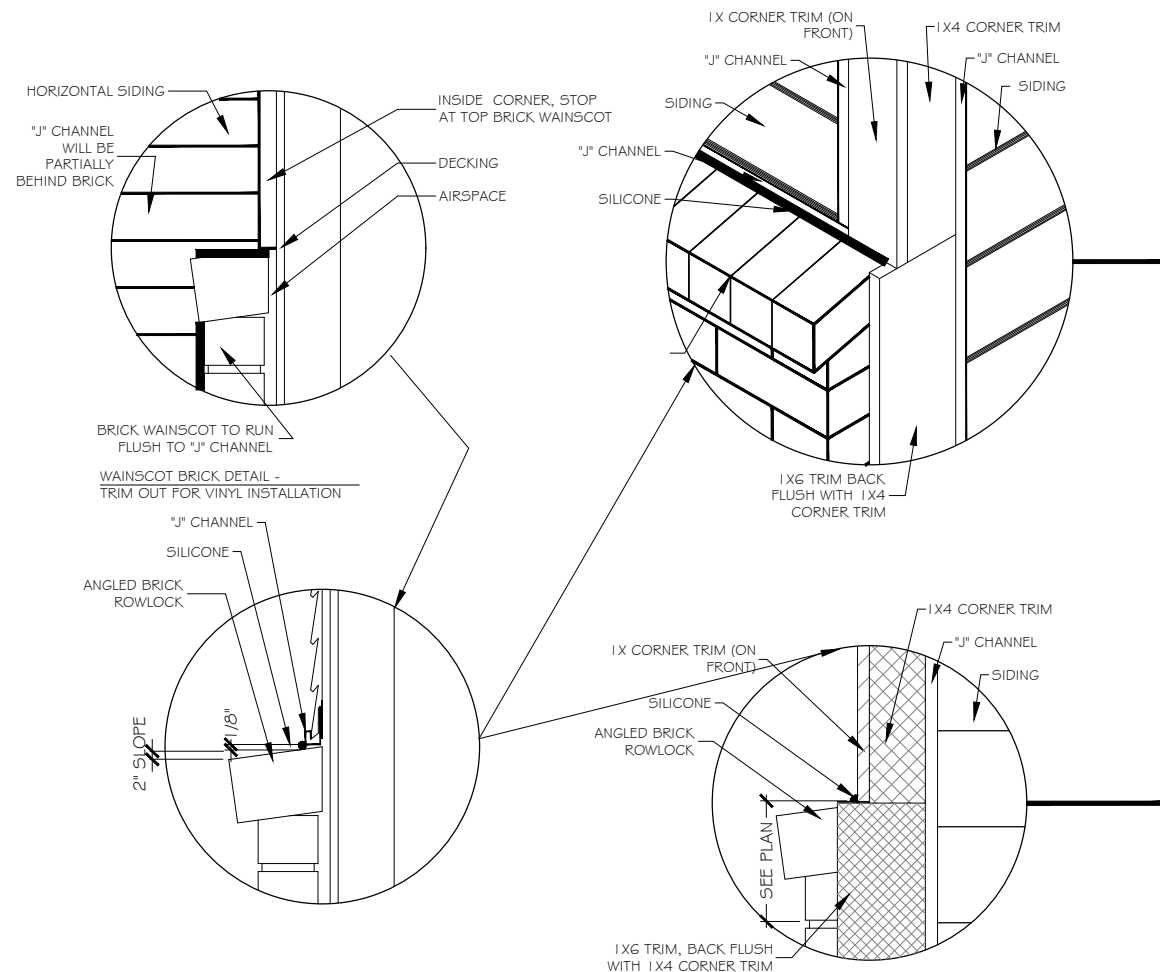
HARNETT COUNTY

LUCAS TH
1340

Copyright True Homes L.L.C. All rights reserved. The duplication, reproduction, copying, sale, rental, licensing, or any other distribution or use of these drawings, any portion thereof, or the plans depicted hereon is strictly prohibited.
PREPARED BY:
Michael
DATE:
1.3.24
SCALE:
AS SHOWN
REVIEWED BY:
Chuck

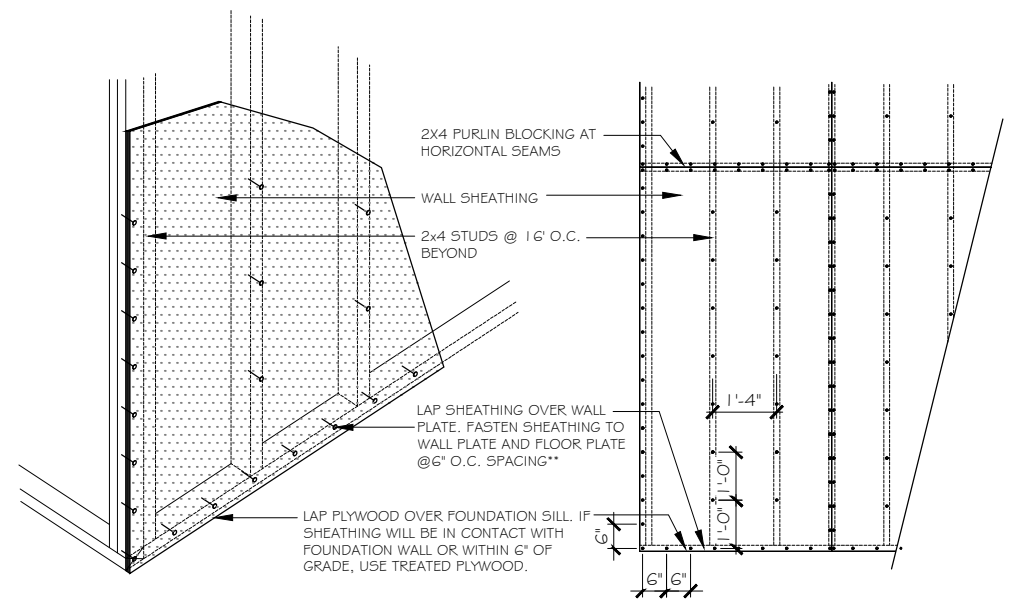
SHEET:
D5.3



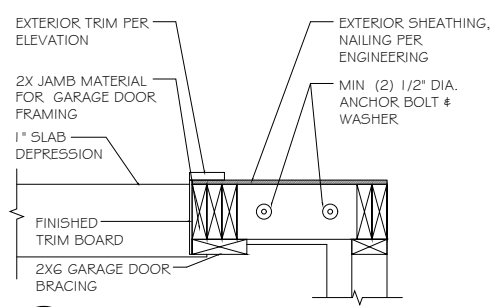
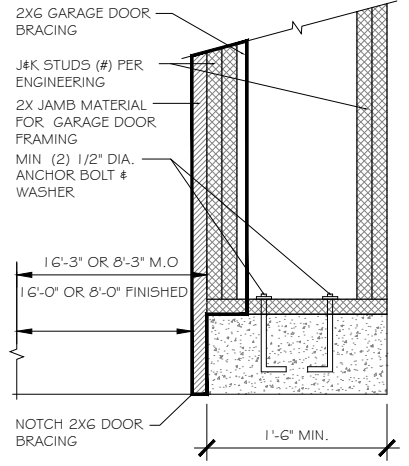


WAJNSCOT BRICK DETAIL @ 1X WOOD CORNER CONDITION

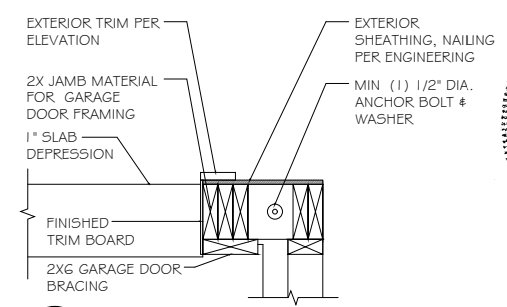
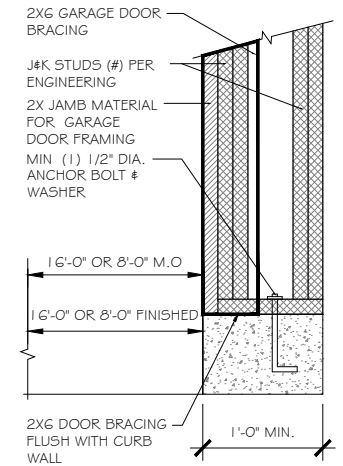
A FLASHING @ WAJNSCOTING BRICK DETAIL
SCALE: 1/4" = 1'-0"



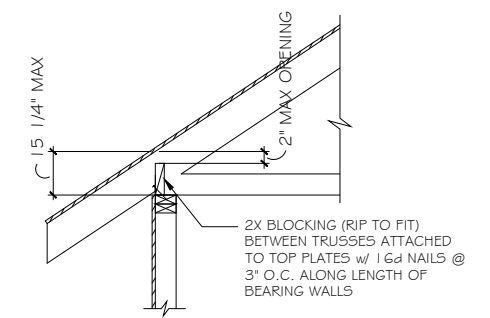
B TYP. NAILING PATTERN
SCALE: 1/4" = 1'-0"



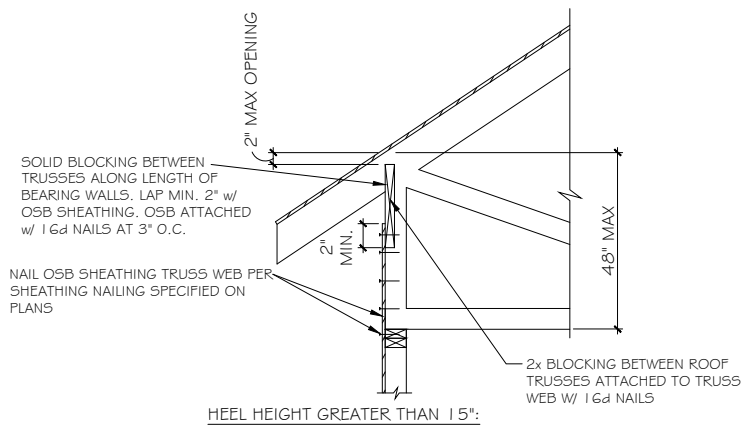
C GARAGE LUG DETAIL - GREATER THAN 1'-6"
SCALE: NOT TO SCALE



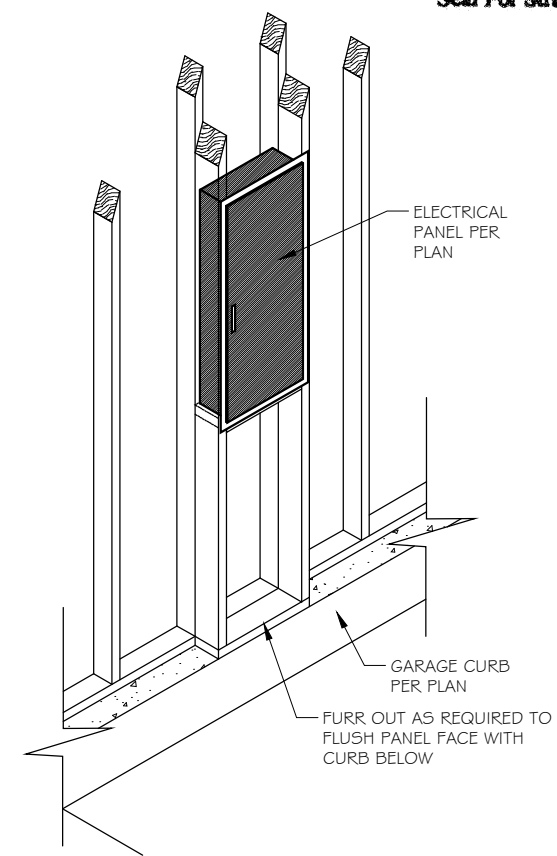
D GARAGE LUG DETAIL - LESS THAN 1'-6"
SCALE: NOT TO SCALE




HEEL HEIGHT GREATER THAN 9 1/4" AND LESS THAN 15 1/4" :



E TRUSS BLOCKING REQUIREMENTS
N.T.S.



F ELECTRICAL PANEL REQUIREMENTS
N.T.S.



RESIDENTIAL STRUCTURES, P.C.
3410 N. Davidson St.
Charlotte, N.C. 28205
Seal For Structural Only

TrueHomes
IT'S ALL ABOUT U
2649 Breckridge Centre Dr.
Suite 104
Monroe, N.C. 28110
704-271-1191

BUIES CREEK TOWNHOMES

DETAILS

LUCAS TH
1340
HARNETT COUNTY

Copyright True Homes L.L.C. All rights reserved. The duplication, reproduction, copying, sale, rental, licensing, or any other distribution or use of these drawings, any portion thereof, or the plans depicted hereon is strictly prohibited.

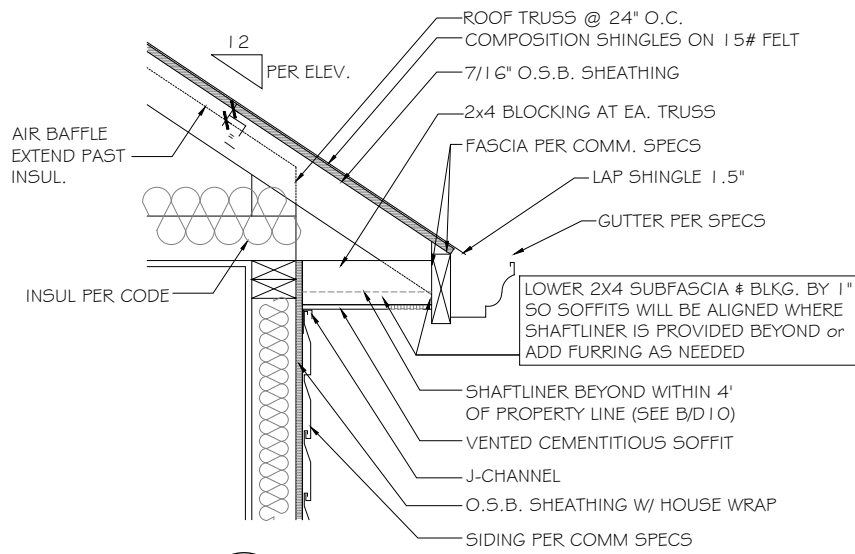
PREPARED BY:
Michael

DATE:
1.3.24

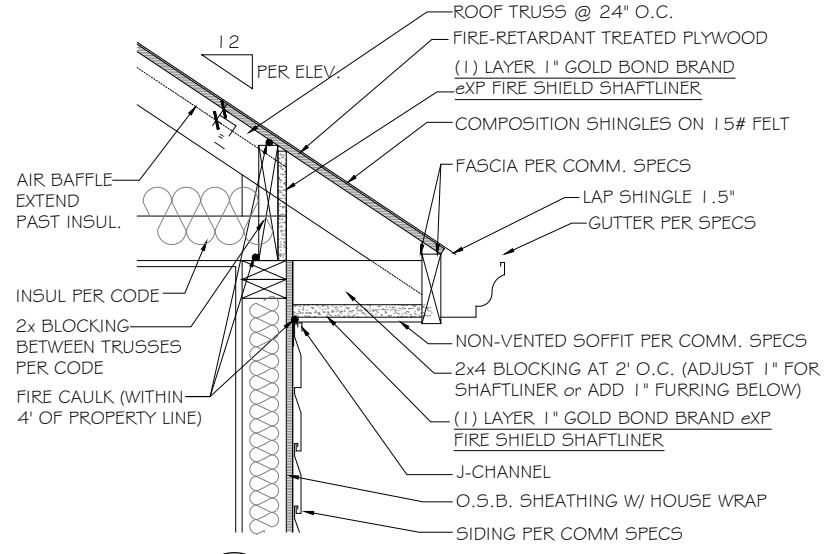
SCALE:
AS SHOWN

REVIEWED BY:
Chuck

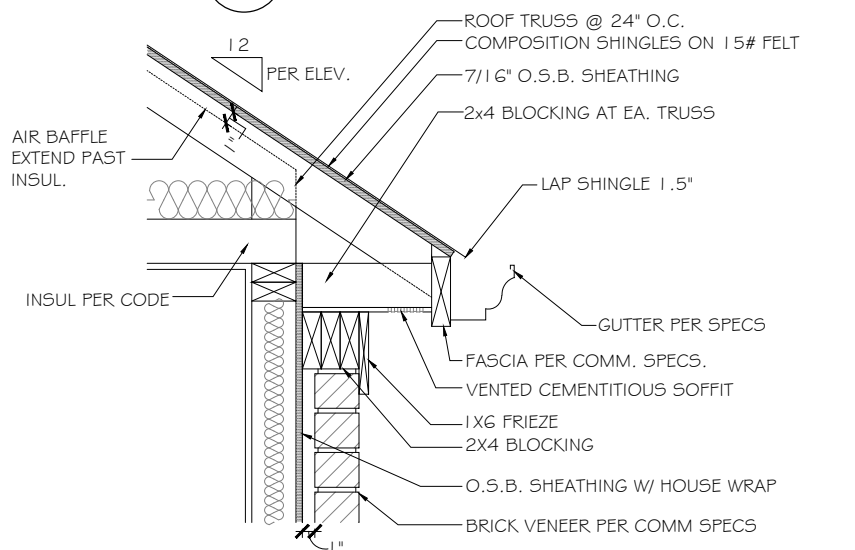
SHEET:
D7



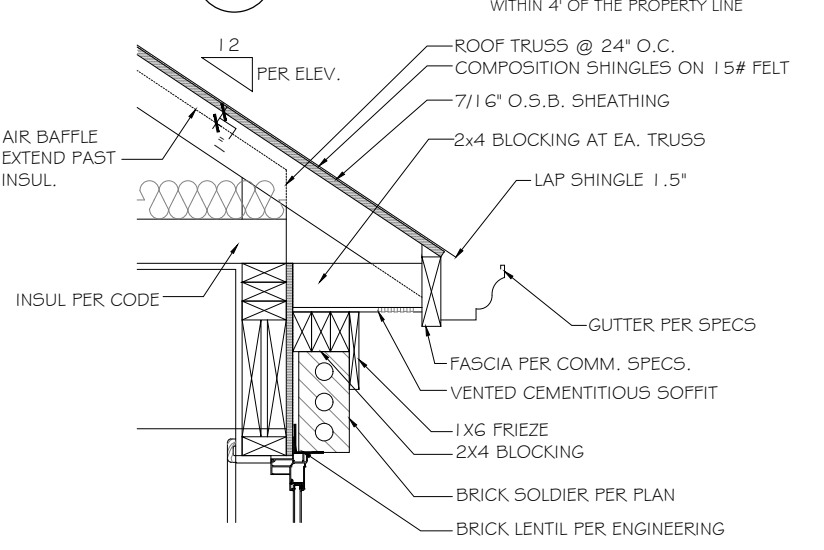
A CORNICE DETAIL
SCALE: NOT TO SCALE NON-RATED



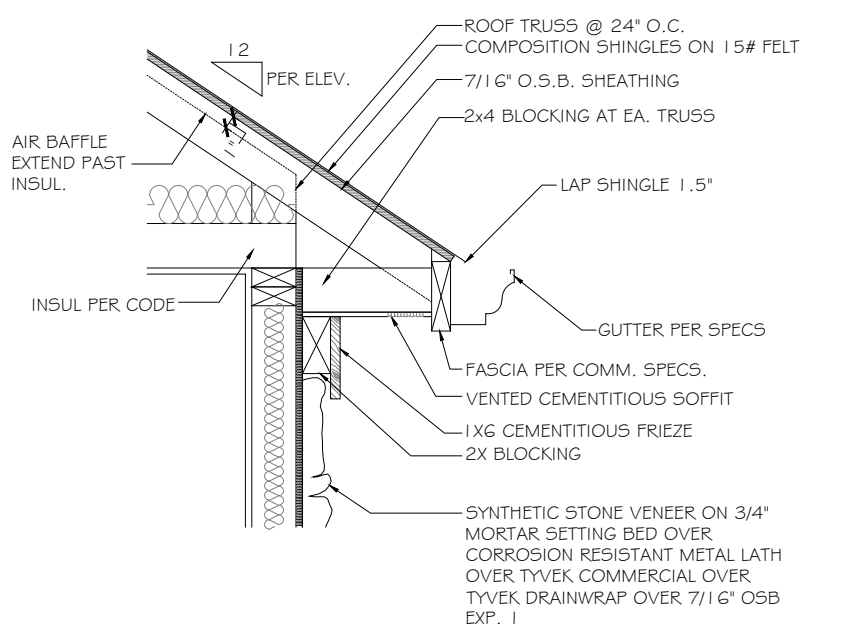
B CORNICE DETAIL
SCALE: NOT TO SCALE 1 HR. UNDERSIDE PROTECTION WITHIN 4' OF THE PROPERTY LINE



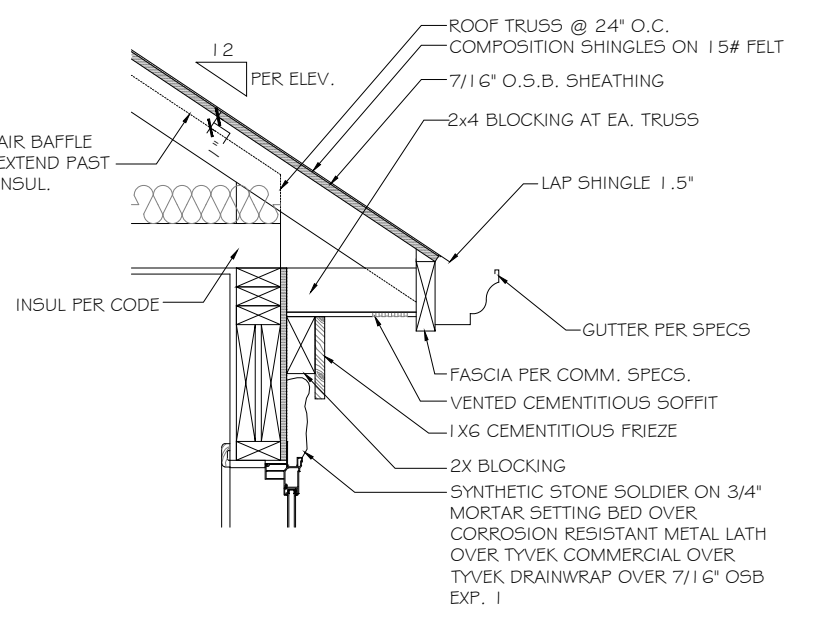
D BRICK CORNICE DETAIL
SCALE: NOT TO SCALE NON-RATED



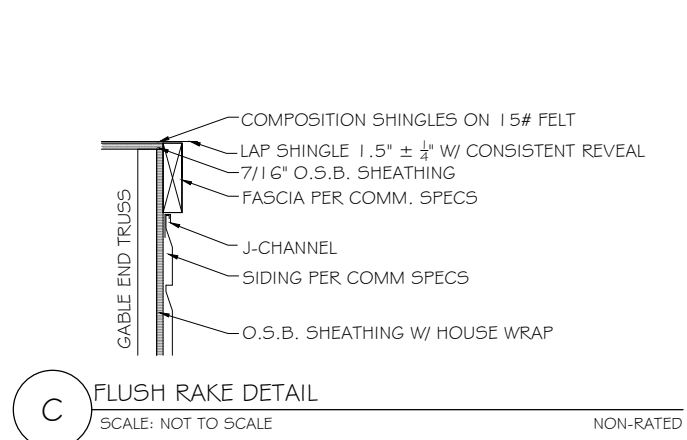
E BRICK CORNICE DETAIL
SCALE: NOT TO SCALE NON-RATED



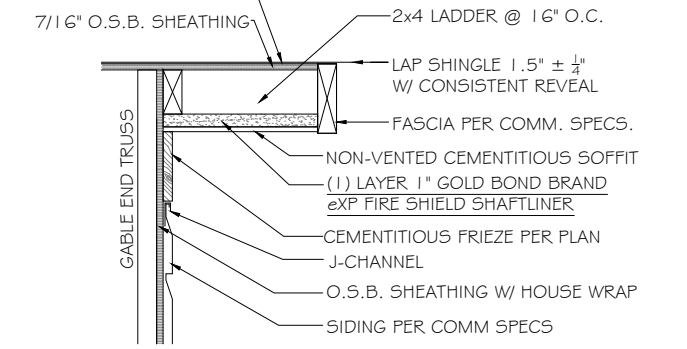
G STONE CORNICE DETAIL
SCALE: NOT TO SCALE NON-RATED



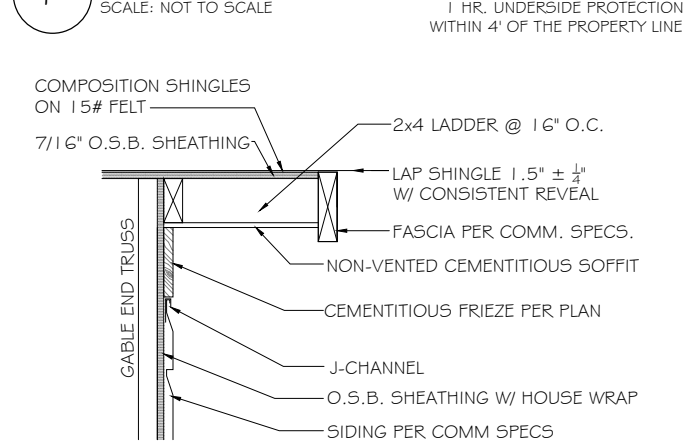
H STONE CORNICE DETAIL
SCALE: NOT TO SCALE NON-RATED



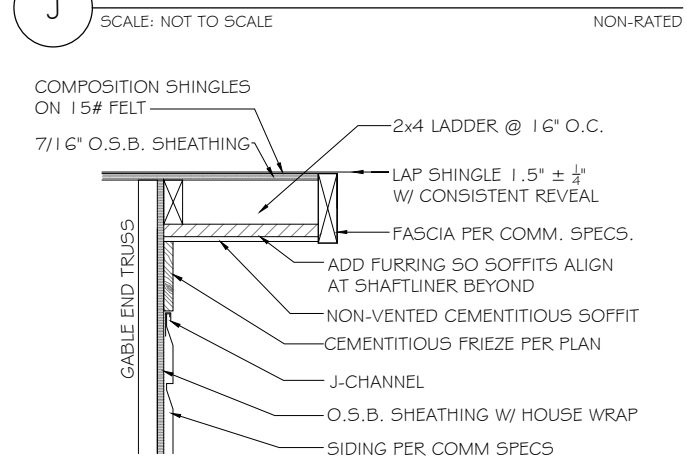
C FLUSH RAKE DETAIL
SCALE: NOT TO SCALE NON-RATED



F RAKE OVERHANG DETAIL
SCALE: NOT TO SCALE 1 HR. UNDERSIDE PROTECTION WITHIN 4' OF THE PROPERTY LINE



J RAKE OVERHANG DETAIL
SCALE: NOT TO SCALE NON-RATED



K RAKE OVERHANG DETAIL
SCALE: NOT TO SCALE NON-RATED


TrueHomes
IT'S ALL ABOUT U
2649 Breckridge Centre Dr.
Suite 104
Monroe, N.C. 28110
704-271-1191

BUIES CREEK TOWNHOMES
DETAILS

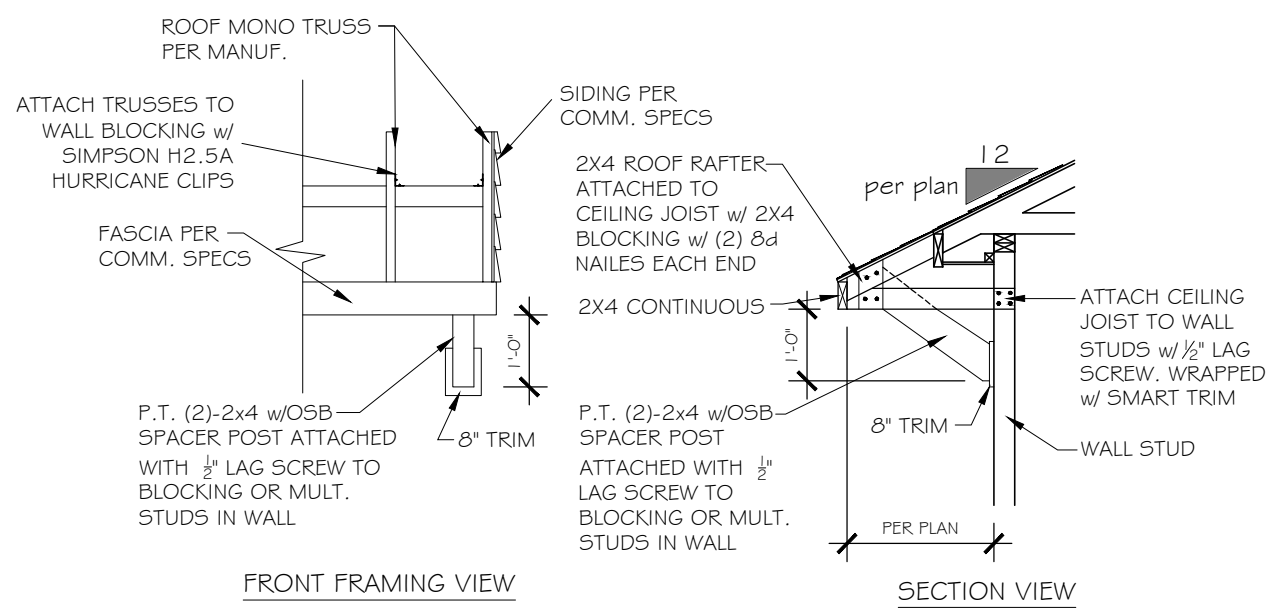
LUCAS TH 1340
HARNETT COUNTY

Copyright True Homes L.L.C. All rights reserved. The duplication, reproduction, copying, sale, rental, licensing, or any other distribution or use of these drawings, any portion thereof or of the plans depicted hereon is strictly prohibited.
PREPARED BY: *Michael*
DATE:
SCALE: 1:3.24
AS SHOWN
REVIEWED BY: *Chuck*

SHEET: **D10**

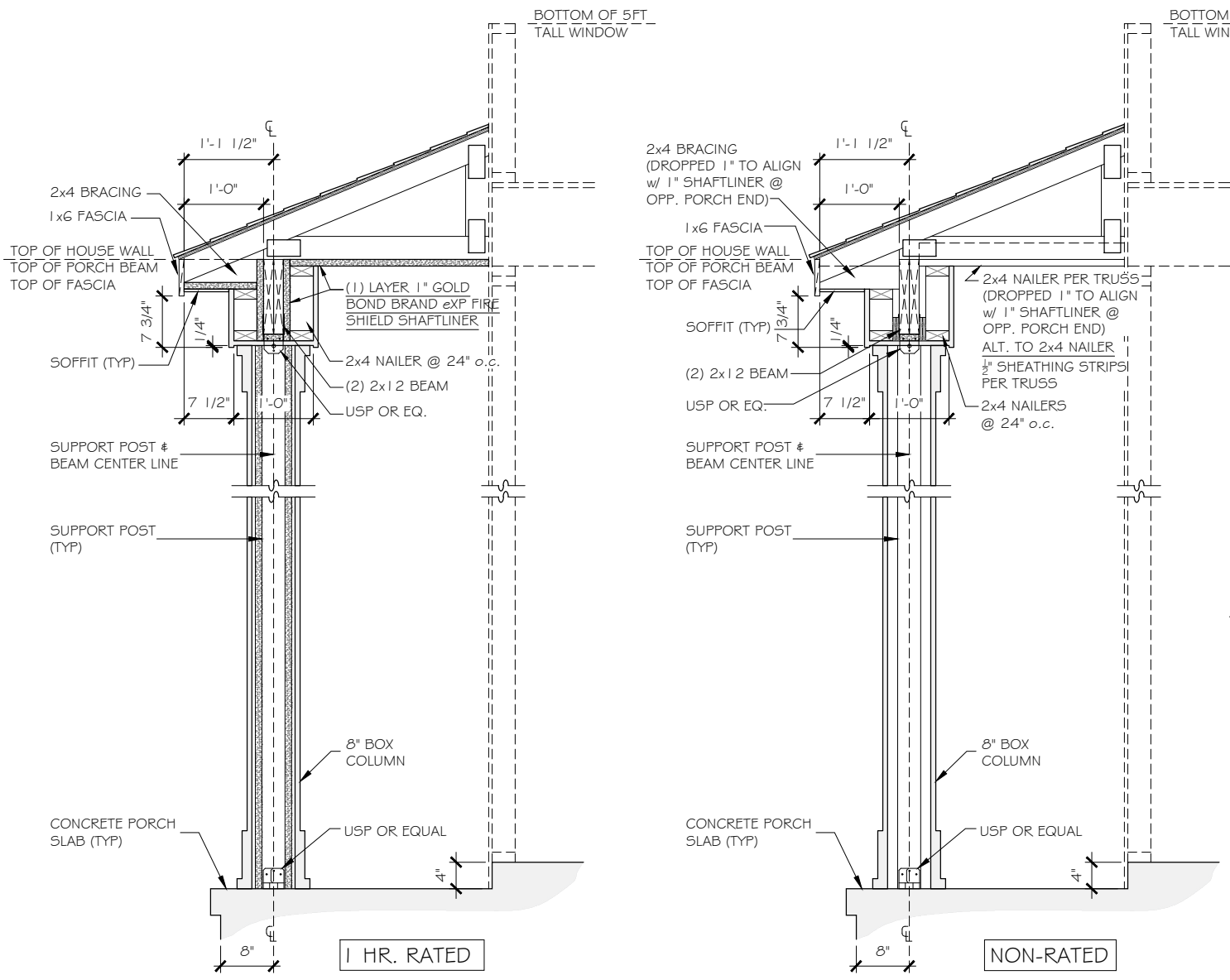


RESIDENTIAL STRUCTURES, P.C.
 3410 N. Davidson St.
 Charlotte, N.C. 28205
 Seal For Structural Only



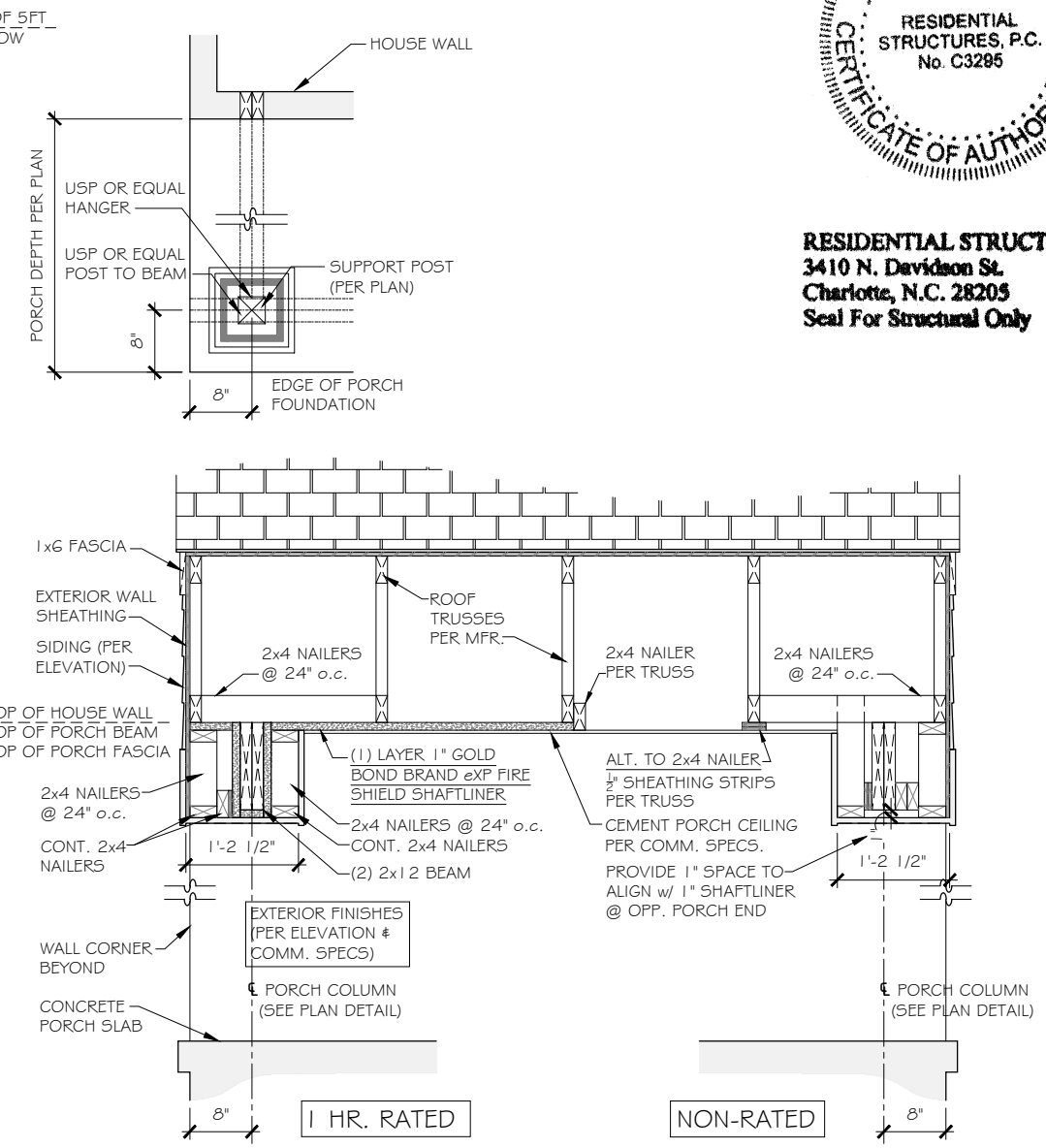
B

DECORATIVE EXTENDED EAVE OVERHANG DETAIL
 SCALE: 3/8" = 1'-0"



A

8\"/>



Copyright True Homes L.L.C. All rights reserved. The duplication, reproduction, copying, sale, rental, licensing, or any other distribution or use of these drawings, any portion thereof, or the plans depicted herein is strictly prohibited.

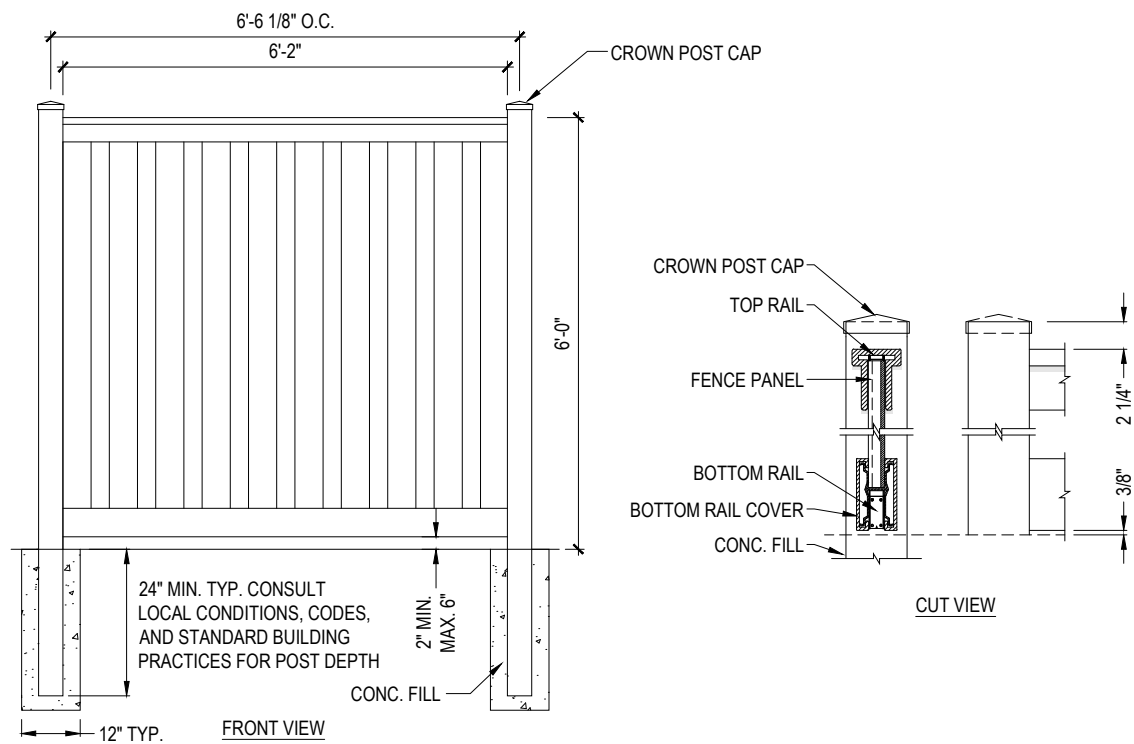
PREPARED BY:
Michael

DATE:
1.3.24

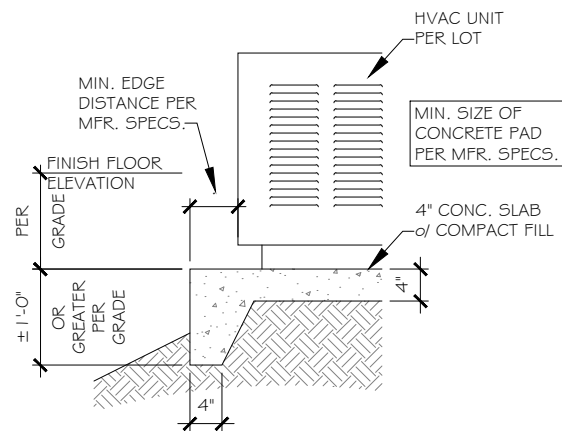
SCALE:
AS SHOWN

REVIEWED BY:
Chuck

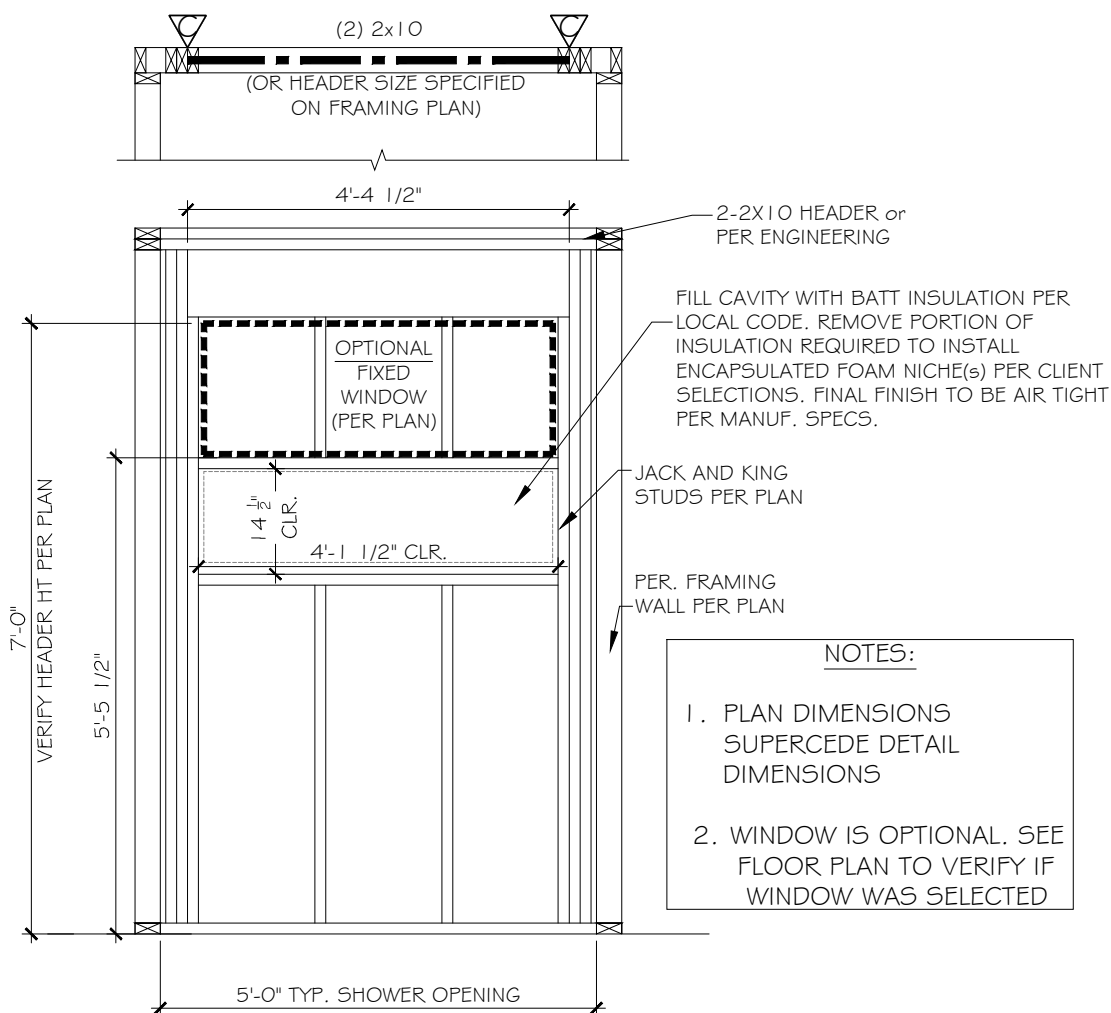
SHEET:
D11




A TYP. PRIVACY FENCE DETAIL
NOT TO SCALE



B HVAC CONCRETE PAD DETAIL
NOT TO SCALE STEEP GRADE CONDITION



C TILE WALL NICHE DETAIL
SCALE: 3/8" = 1'-0"



RESIDENTIAL STRUCTURES, P.C.
3410 N. Davidson St.
Charlotte, N.C. 28205
Seal For Structural Only

TrueHomes
IT'S ALL ABOUT U
2649 Brekonridge Centre Dr.
Suite 104
Monroe, N.C. 28110
704-271-1191

**BUIES CREEK
TOWNHOMES**

DETAILS

**LUCAS TH
1340**

HARNETT COUNTY

Copyright True Homes L.L.C. All rights reserved. The duplication, reproduction, copying, sale, rental, licensing, or any other distribution or use of these drawings, any portion thereof, or the plans depicted hereon is strictly prohibited.

PREPARED BY:
Michael

DATE:
1.3.24

SCALE:
AS SHOWN

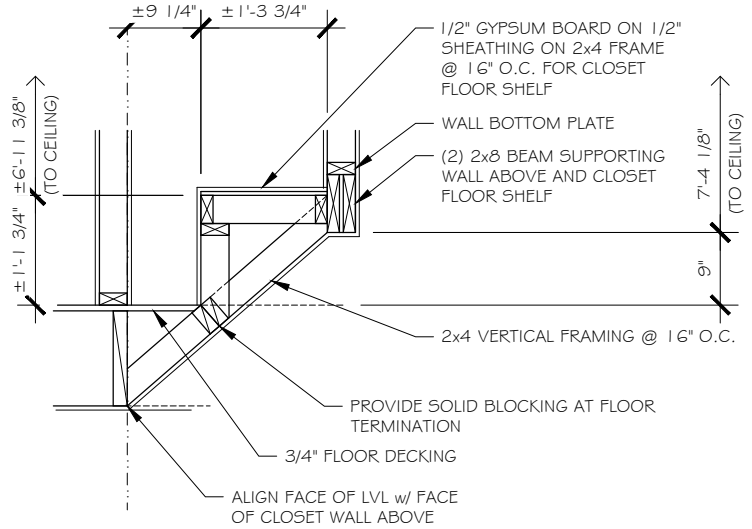
REVIEWED BY:
Chuck

SHEET:
D12

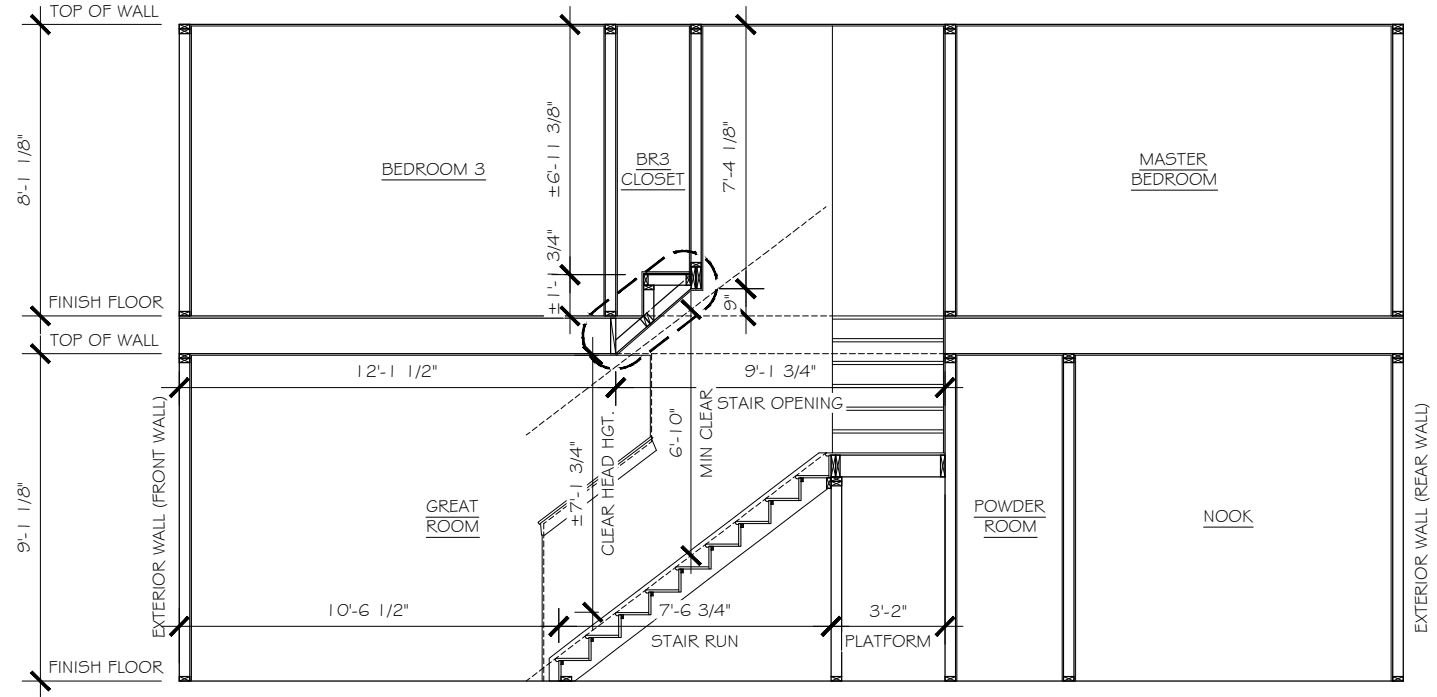
Copyright True Homes L.L.C. All rights reserved. The duplication, reproduction, copying, sale, rental, licensing, or any other distribution or use of these drawings, any portion thereof, or the plans depicted hereon is strictly prohibited.

PREPARED BY:
Michael
 DATE:
 1.3.24
 SCALE:
 AS SHOWN
 REVIEWED BY:
Chuck

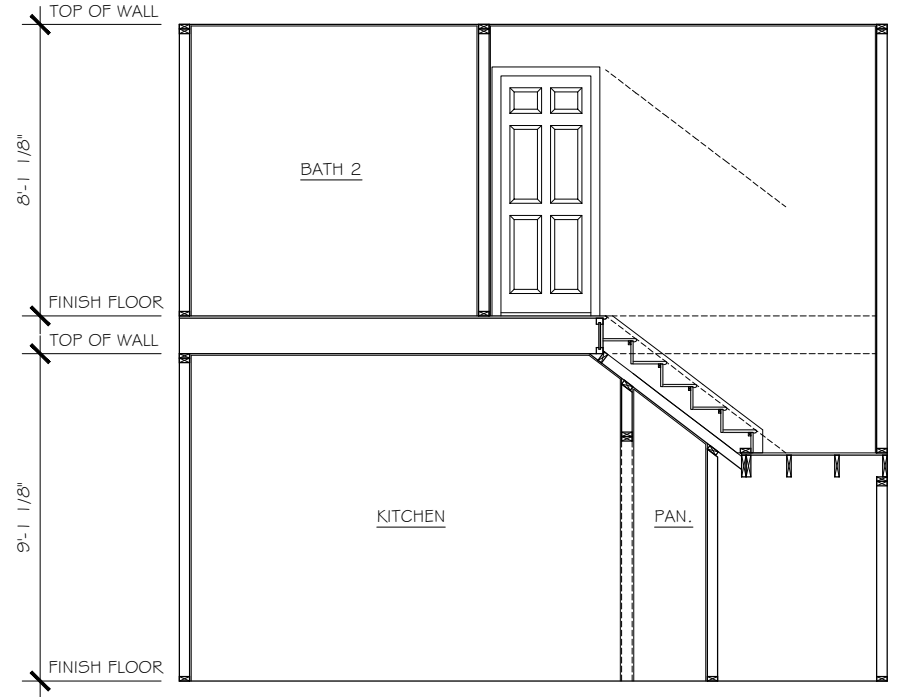
SHEET:
D13



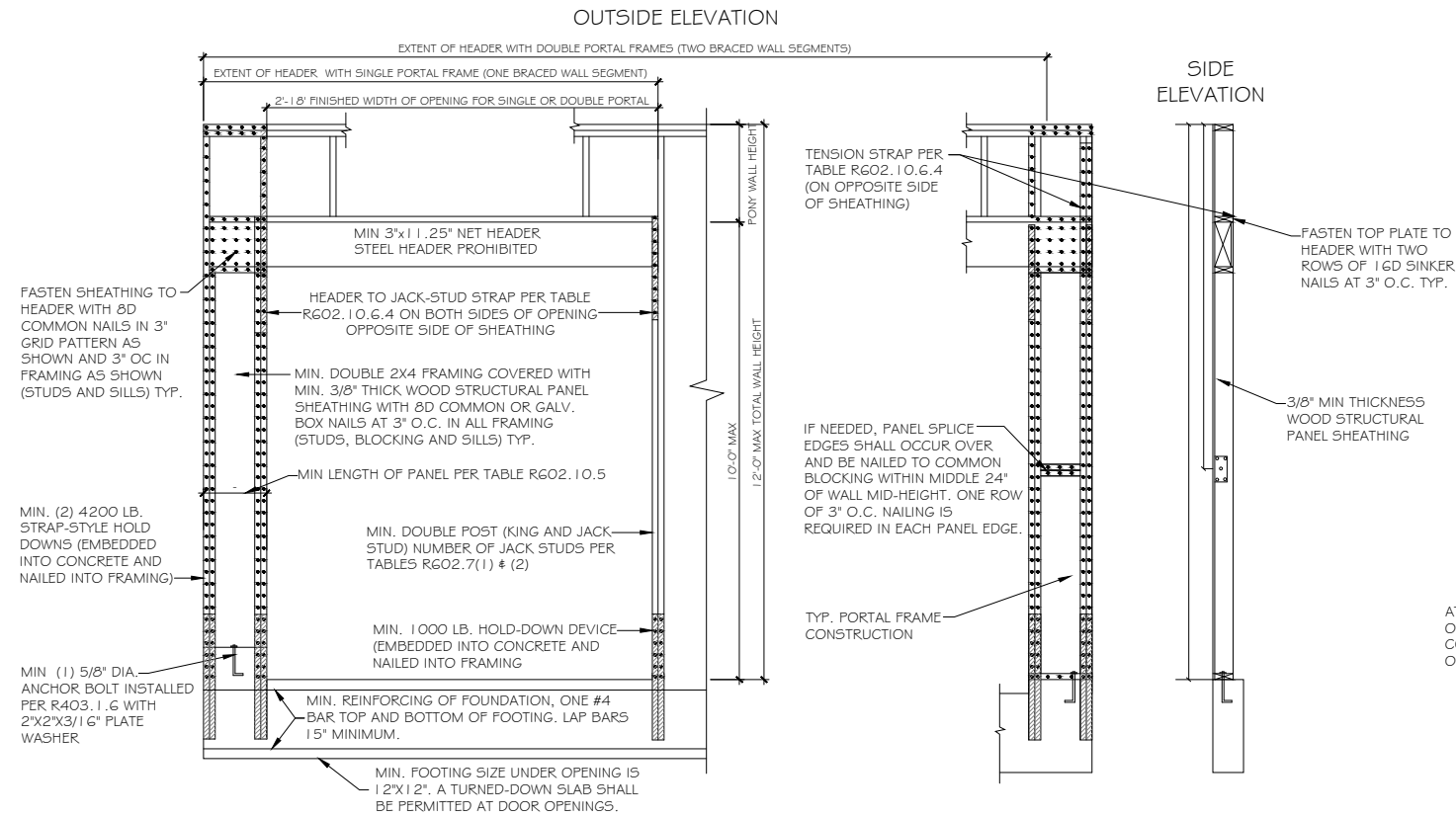
CLOSET FLOOR SHELF DETAIL



STAIR SECTIONS
 TWO-STORY UNITS



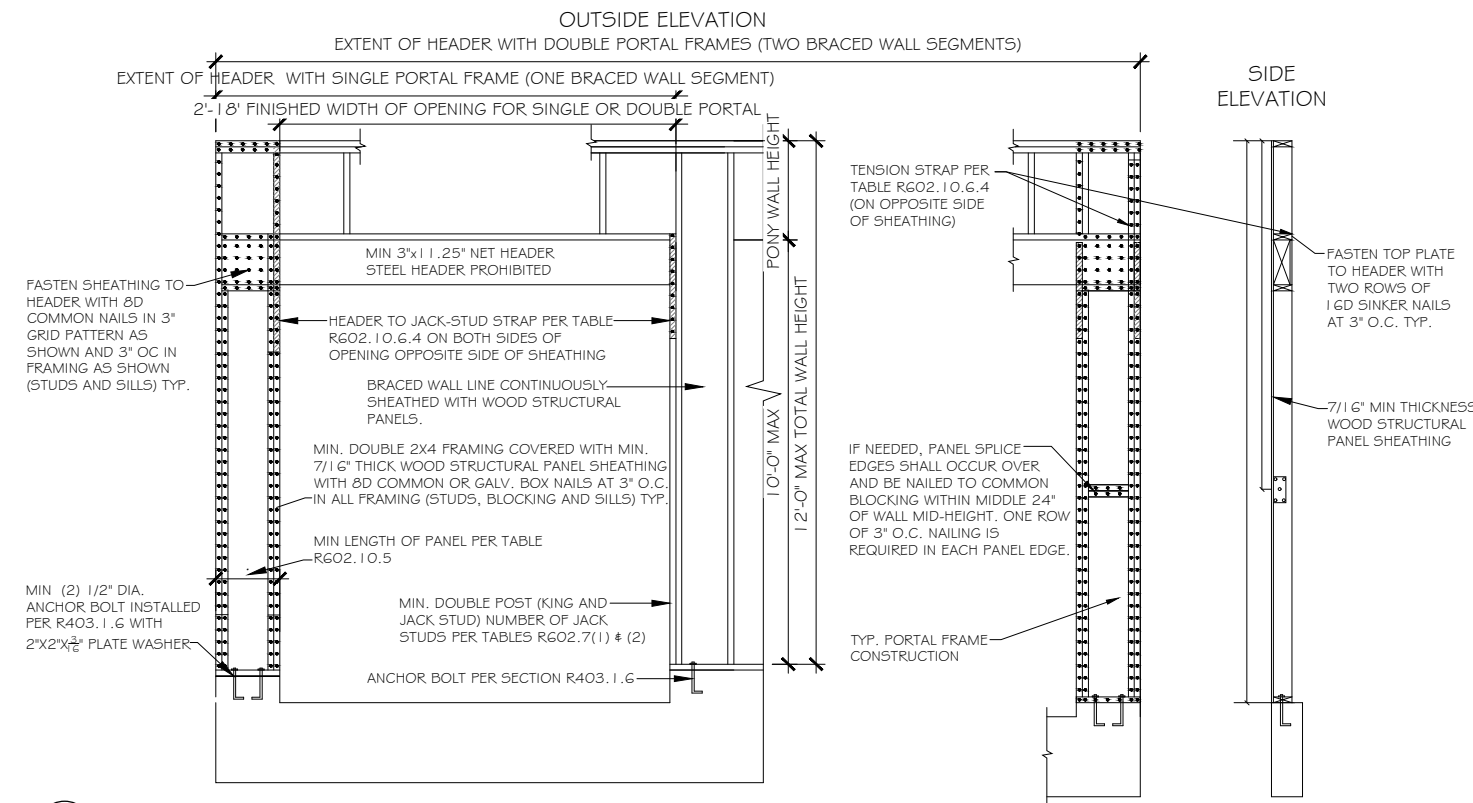
WALL BRACING HAS BEEN DESIGNED IN ACCORDANCE WITH THE 2018 NCRC AND/OR THE 2021 IRC AS ALLOWED PER SECTION R602.10.



A PORTAL FRAME METHOD PFH DETAIL
 SCALE: 3/8" = 1'-0"

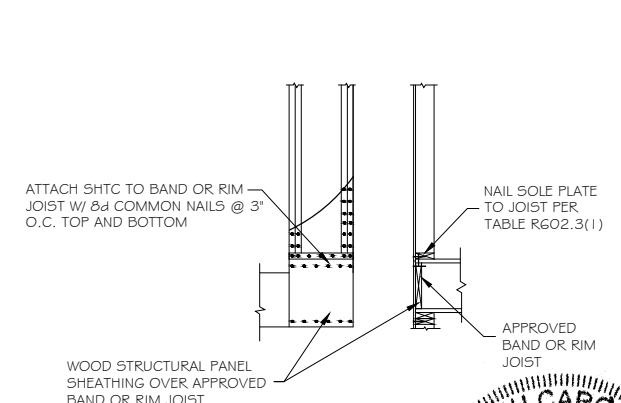
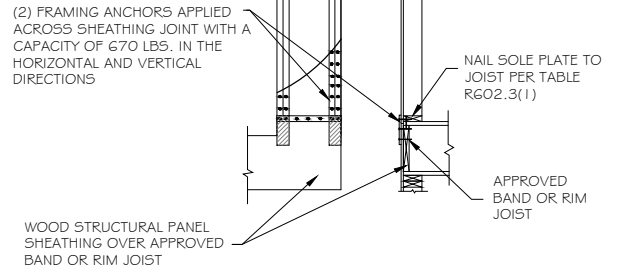
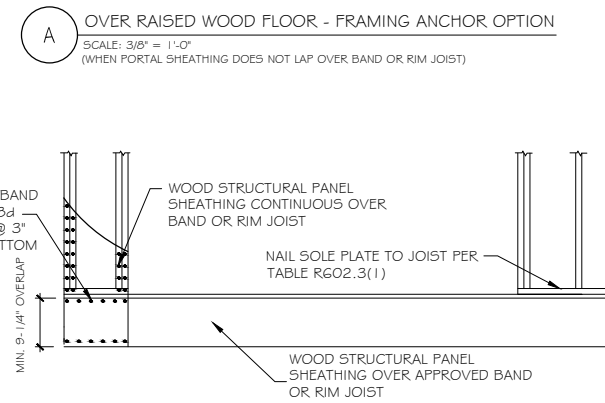
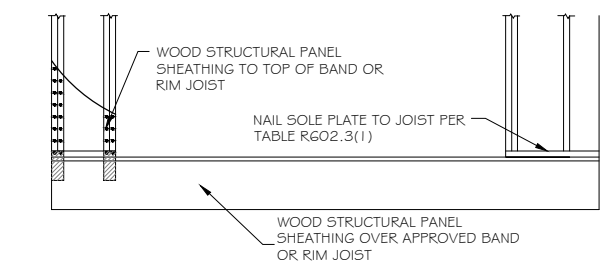
AS A SUBSTITUTE FOR THE USP STAD14 HOLD-DOWN STRAPS LOCATED ON EACH SIDE OF THE GARAGE DOOR OPENING, SIMPSON HDQ8-SD53 (OR USP PHD8) HOLD-DOWNS MAY BE INSTALLED. THE SIMPSON HDQ8-SD53 (USP PHD8) HOLD-DOWNS MAY BE INSTALLED WITH 7/8" THREADED ROD AND SHOULD BE EMBEDDED A MINIMUM OF 8" INTO THE CONCRETE FOOTING OR GROUTED CMU BLOCK WITH HIGH STRENGTH EPOXY. ADDITIONALLY, A 5/8" EXPANSION ANCHOR (6" MIN EMBEDMENT) OR 5/8"x6" SIMPSON TITEN HD ANCHOR MAY BE INSTALLED AS A REPLACEMENT FOR THE 5/8" "WET SET" ANCHOR BOLT SHOWN IN THE PORTAL FRAMING WITH HOLD-DOWNS DETAIL.

PFH METHOD: PORTAL FRAME WITH HOLD-DOWNS GARAGE DOORS AND OPENINGS 6' TO 18'

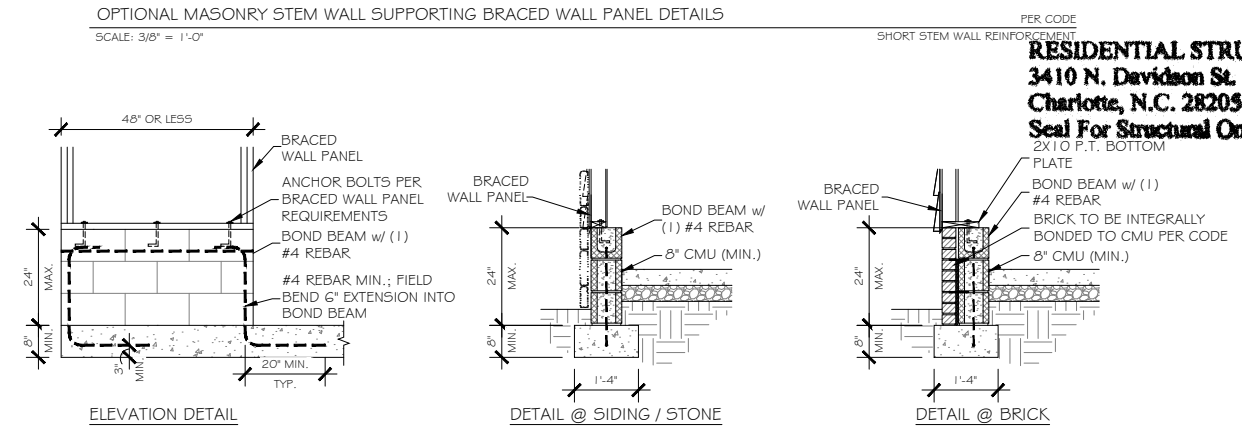
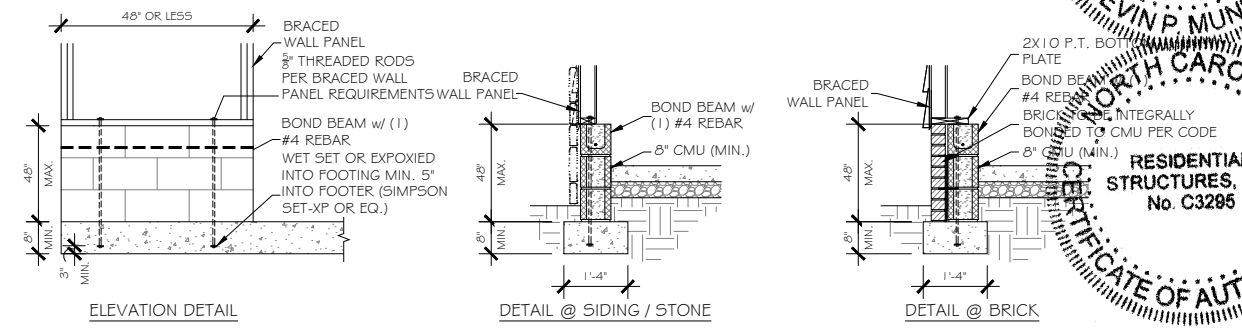


A PORTAL FRAME METHOD CS-PF DETAIL
 SCALE: 3/8" = 1'-0"

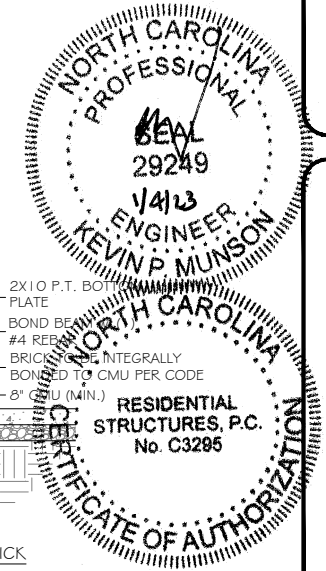
CS-PF METHOD: CONTINUOUSLY SHEATHED PORTAL FRAME-GARAGE DOOR GARAGE DOORS AND OPENINGS 8' AND GREATER



B OVER RAISED WOOD FLOOR - OVERLAP OPTION
 SCALE: 3/8" = 1'-0"
 (WHEN PORTAL SHEATHING LAPS OVER BAND OR RIM JOIST)



C MASONRY STEM WALL SUPPORTING BRACED WALL PANEL DETAILS
 SCALE: 3/8" = 1'-0"



RESIDENTIAL STRUCTURES, P.C.
 No. C3295
 3410 N. Davidson St.
 Charlotte, N.C. 28205
 Seal For Structural Only

TrueHomes
 IT'S ALL ABOUT U
 2649 Breckridge Centre Dr.
 Suite 104
 Monroe, N.C. 28110
 704-271-1191

BUIES CREEK TOWNHOMES
DETAILS

LUCAS TH 1340
HARNETT COUNTY

PREPARED BY: *Michael*
 DATE: _____
 SCALE: 1:3.24
 AS SHOWN
 REVIEWED BY: *Chuck*

SHEET: **D14**

Copyright True Homes L.L.C. All rights reserved. The duplication, reproduction, copying, sale, rental, licensing, or any other distribution or use of these drawings, any portion thereof, or the plans depicted hereon is strictly prohibited.