

90.0

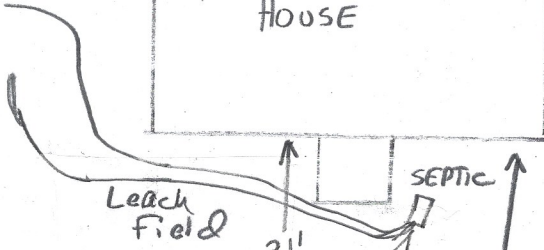

20 Clyde Lane
Pool Plan
10/3/23

70.91

69'

77'

36'

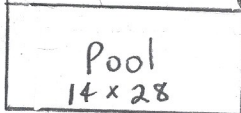


Leach field

SEPTIC

31'

65'



56'

191.52

135.00

UTILITY Pole 24'

DRAINAGE Flow Plan

113'



shop

175.29