


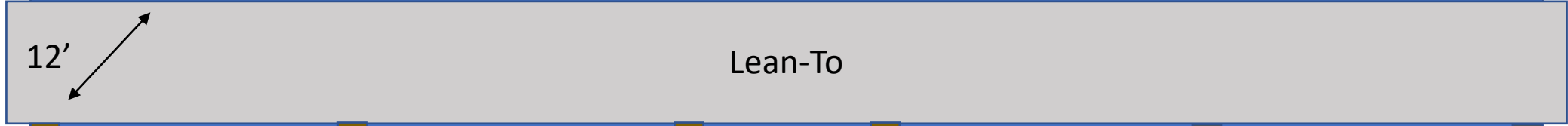
Front

# 40' x 12' Patio w/ Lean-to Roof

40'

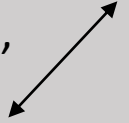


Existing  
Residence

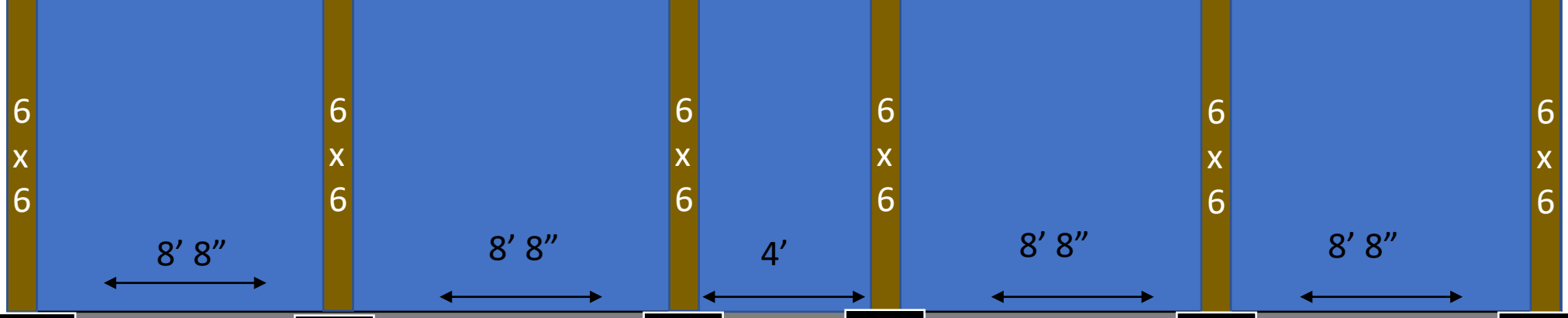


Lean-To

12'



10'



6  
x  
6

6  
x  
6

6  
x  
6

6  
x  
6

6  
x  
6

6  
x  
6

8' 8"

8' 8"

4'

8' 8"

8' 8"



Footer  
16"x16"  
x12"


Footer  
16"x16"  
x12"

Footer  
16"x16"  
x12"

Footer  
16"x16"  
x12"

Footer  
16"x16"  
x12"

Footer  
16"x16"  
x12"



Paver Retaining  
Wall

Paver Retaining  
Wall

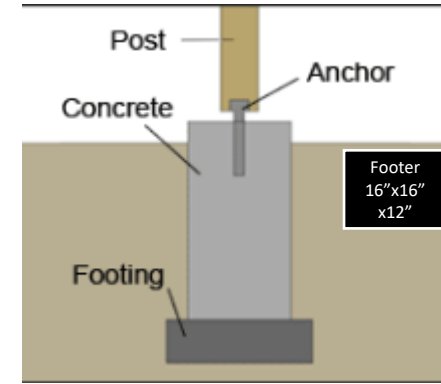
4' Max  
Height  
(Paver  
Retaining  
wall)



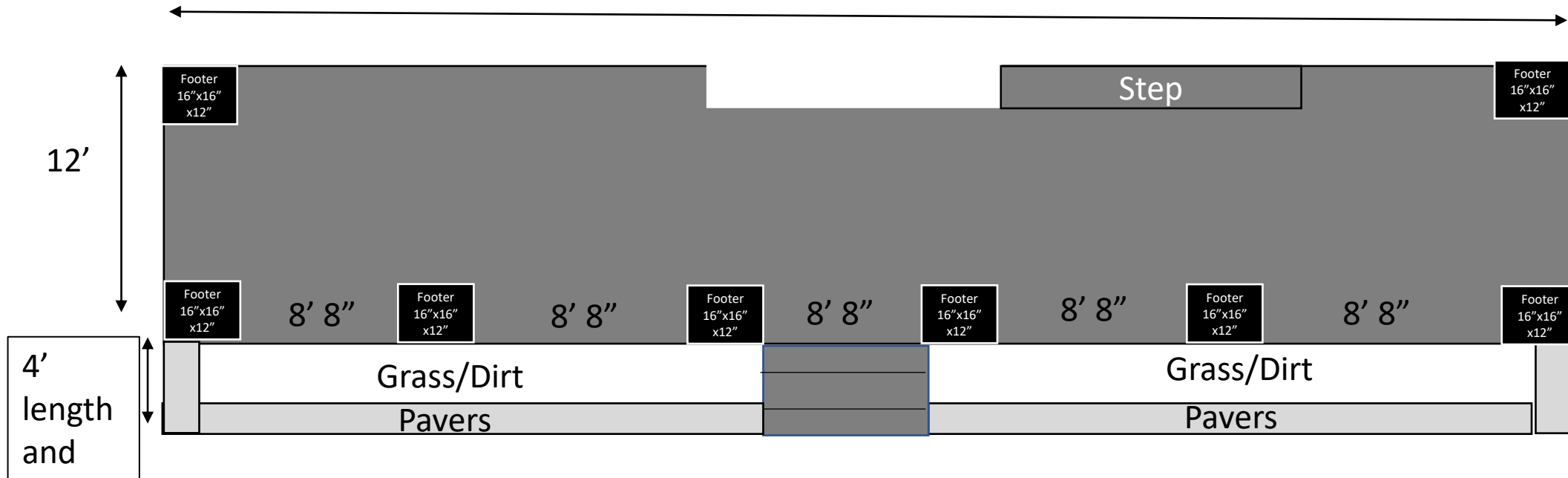
# Top View

## 40' x 12' Patio w/ Lean-to Roof

- Concrete slab will be poured a minimum of 4' thick
- Footers will be 16" wide, 16' deep, and 1' length tied in with rebar.



40'



# Side View

## 40' x 12' Patio w/ Lean-to Roof

