

Consumer Warranty Registration Card

RETAILER/OWNER ENTRY	PURCHASER 1 FIRST NAME _____ LAST NAME _____			
	PURCHASER 2 FIRST NAME _____ LAST NAME _____			
	MAILING ADDRESS _____ PHONE _____			
	CITY _____ STATE/PROVINCE _____ ZIP _____			
	EMAIL _____ CELL PHONE _____			
	<hr/>			
MFG. ENTRY	INSTALLATION ADDRESS OF MANUFACTURED HOME			
	ADDRESS _____ LOT _____			
	CITY _____ STATE/PROVINCE _____ ZIP _____			
	DATE SOLD: MONTH _____ DAY _____ YEAR _____			
	SOLD BY (RETAILER NAME) _____			
	ADDRESS _____ PHONE _____			
CITY _____ STATE/PROVINCE _____ ZIP _____				
<hr/>				
MANUFACTURED DATE: MO _____ DAY _____ YEAR _____ MODEL <u>16763A</u>				
SERIAL NO. <u>CAV170NC2210034A</u>				
<hr/>				
<table border="0" style="width: 100%; font-size: small;"> <tr> <td style="width: 33%;"> WIND ZONE <input checked="" type="checkbox"/> I (1) 15 PSF <input type="checkbox"/> II (2) 100 MPH <input type="checkbox"/> III (3) 110 MPH <input type="checkbox"/> OTHER _____ </td> <td style="width: 33%;"> ROOFLOAD <input checked="" type="checkbox"/> SOUTH - 20 PSF <input type="checkbox"/> MIDDLE - 30 PSF <input type="checkbox"/> NORTH - 40 PSF <input type="checkbox"/> OTHER _____ PSF </td> <td style="width: 33%;"> THERMAL/Uofo VALUE <input type="checkbox"/> I (1) 15 PSF <input type="checkbox"/> II (2) 100 MPH <input checked="" type="checkbox"/> III (3) 110 MPH </td> </tr> </table>		WIND ZONE <input checked="" type="checkbox"/> I (1) 15 PSF <input type="checkbox"/> II (2) 100 MPH <input type="checkbox"/> III (3) 110 MPH <input type="checkbox"/> OTHER _____	ROOFLOAD <input checked="" type="checkbox"/> SOUTH - 20 PSF <input type="checkbox"/> MIDDLE - 30 PSF <input type="checkbox"/> NORTH - 40 PSF <input type="checkbox"/> OTHER _____ PSF	THERMAL/Uofo VALUE <input type="checkbox"/> I (1) 15 PSF <input type="checkbox"/> II (2) 100 MPH <input checked="" type="checkbox"/> III (3) 110 MPH
WIND ZONE <input checked="" type="checkbox"/> I (1) 15 PSF <input type="checkbox"/> II (2) 100 MPH <input type="checkbox"/> III (3) 110 MPH <input type="checkbox"/> OTHER _____	ROOFLOAD <input checked="" type="checkbox"/> SOUTH - 20 PSF <input type="checkbox"/> MIDDLE - 30 PSF <input type="checkbox"/> NORTH - 40 PSF <input type="checkbox"/> OTHER _____ PSF	THERMAL/Uofo VALUE <input type="checkbox"/> I (1) 15 PSF <input type="checkbox"/> II (2) 100 MPH <input checked="" type="checkbox"/> III (3) 110 MPH		

Consumer Warranty Registration Card

RETAILER/OWNER ENTRY	PURCHASER 1 FIRST NAME _____ LAST NAME _____			
	PURCHASER 2 FIRST NAME _____ LAST NAME _____			
	MAILING ADDRESS _____ PHONE _____			
	CITY _____ STATE/PROVINCE _____ ZIP _____			
	EMAIL _____ CELL PHONE _____			
	<hr/>			
MFG. ENTRY	INSTALLATION ADDRESS OF MANUFACTURED HOME			
	ADDRESS _____ LOT _____			
	CITY _____ STATE/PROVINCE _____ ZIP _____			
	DATE SOLD: MONTH _____ DAY _____ YEAR _____			
	SOLD BY (RETAILER NAME) _____			
	ADDRESS _____ PHONE _____			
CITY _____ STATE/PROVINCE _____ ZIP _____				
<hr/>				
MANUFACTURED DATE: MO _____ DAY _____ YEAR _____ MODEL <u>16763A</u>				
SERIAL NO. <u>CAV170NC2210034A</u>				
<hr/>				
<table border="0" style="width: 100%; font-size: small;"> <tr> <td style="width: 33%;"> WIND ZONE <input checked="" type="checkbox"/> I (1) 15 PSF <input type="checkbox"/> II (2) 100 MPH <input type="checkbox"/> III (3) 110 MPH <input type="checkbox"/> OTHER _____ </td> <td style="width: 33%;"> ROOFLOAD <input checked="" type="checkbox"/> SOUTH - 20 PSF <input type="checkbox"/> MIDDLE - 30 PSF <input type="checkbox"/> NORTH - 40 PSF <input type="checkbox"/> OTHER _____ PSF </td> <td style="width: 33%;"> THERMAL/Uofo VALUE <input type="checkbox"/> I (1) 15 PSF <input type="checkbox"/> II (2) 100 MPH <input checked="" type="checkbox"/> III (3) 110 MPH </td> </tr> </table>		WIND ZONE <input checked="" type="checkbox"/> I (1) 15 PSF <input type="checkbox"/> II (2) 100 MPH <input type="checkbox"/> III (3) 110 MPH <input type="checkbox"/> OTHER _____	ROOFLOAD <input checked="" type="checkbox"/> SOUTH - 20 PSF <input type="checkbox"/> MIDDLE - 30 PSF <input type="checkbox"/> NORTH - 40 PSF <input type="checkbox"/> OTHER _____ PSF	THERMAL/Uofo VALUE <input type="checkbox"/> I (1) 15 PSF <input type="checkbox"/> II (2) 100 MPH <input checked="" type="checkbox"/> III (3) 110 MPH
WIND ZONE <input checked="" type="checkbox"/> I (1) 15 PSF <input type="checkbox"/> II (2) 100 MPH <input type="checkbox"/> III (3) 110 MPH <input type="checkbox"/> OTHER _____	ROOFLOAD <input checked="" type="checkbox"/> SOUTH - 20 PSF <input type="checkbox"/> MIDDLE - 30 PSF <input type="checkbox"/> NORTH - 40 PSF <input type="checkbox"/> OTHER _____ PSF	THERMAL/Uofo VALUE <input type="checkbox"/> I (1) 15 PSF <input type="checkbox"/> II (2) 100 MPH <input checked="" type="checkbox"/> III (3) 110 MPH		

Consumer Warranty Registration Card

RETAILER/OWNER ENTRY	PURCHASER 1 FIRST NAME _____ LAST NAME _____			
	PURCHASER 2 FIRST NAME _____ LAST NAME _____			
	MAILING ADDRESS _____ PHONE _____			
	CITY _____ STATE/PROVINCE _____ ZIP _____			
	EMAIL _____ CELL PHONE _____			
	<hr/>			
MFG. ENTRY	INSTALLATION ADDRESS OF MANUFACTURED HOME			
	ADDRESS _____ LOT _____			
	CITY _____ STATE/PROVINCE _____ ZIP _____			
	DATE SOLD: MONTH _____ DAY _____ YEAR _____			
	SOLD BY (RETAILER NAME) _____			
	ADDRESS _____ PHONE _____			
CITY _____ STATE/PROVINCE _____ ZIP _____				
<hr/>				
MANUFACTURED DATE: MO _____ DAY _____ YEAR _____ MODEL <u>16763A</u>				
SERIAL NO. <u>CAV170NC2210034A</u>				
<hr/>				
<table border="0" style="width: 100%; font-size: small;"> <tr> <td style="width: 33%;"> WIND ZONE <input checked="" type="checkbox"/> I (1) 15 PSF <input type="checkbox"/> II (2) 100 MPH <input type="checkbox"/> III (3) 110 MPH <input type="checkbox"/> OTHER _____ </td> <td style="width: 33%;"> ROOFLOAD <input checked="" type="checkbox"/> SOUTH - 20 PSF <input type="checkbox"/> MIDDLE - 30 PSF <input type="checkbox"/> NORTH - 40 PSF <input type="checkbox"/> OTHER _____ PSF </td> <td style="width: 33%;"> THERMAL/Uofo VALUE <input type="checkbox"/> I (1) 15 PSF <input type="checkbox"/> II (2) 100 MPH <input checked="" type="checkbox"/> III (3) 110 MPH </td> </tr> </table>		WIND ZONE <input checked="" type="checkbox"/> I (1) 15 PSF <input type="checkbox"/> II (2) 100 MPH <input type="checkbox"/> III (3) 110 MPH <input type="checkbox"/> OTHER _____	ROOFLOAD <input checked="" type="checkbox"/> SOUTH - 20 PSF <input type="checkbox"/> MIDDLE - 30 PSF <input type="checkbox"/> NORTH - 40 PSF <input type="checkbox"/> OTHER _____ PSF	THERMAL/Uofo VALUE <input type="checkbox"/> I (1) 15 PSF <input type="checkbox"/> II (2) 100 MPH <input checked="" type="checkbox"/> III (3) 110 MPH
WIND ZONE <input checked="" type="checkbox"/> I (1) 15 PSF <input type="checkbox"/> II (2) 100 MPH <input type="checkbox"/> III (3) 110 MPH <input type="checkbox"/> OTHER _____	ROOFLOAD <input checked="" type="checkbox"/> SOUTH - 20 PSF <input type="checkbox"/> MIDDLE - 30 PSF <input type="checkbox"/> NORTH - 40 PSF <input type="checkbox"/> OTHER _____ PSF	THERMAL/Uofo VALUE <input type="checkbox"/> I (1) 15 PSF <input type="checkbox"/> II (2) 100 MPH <input checked="" type="checkbox"/> III (3) 110 MPH		

Cavco Industries
106 Innovative Way /
Hamlet, NC 28345

Date of Manufacture 12-14-22
 HUD label No.(s) **RAD1557444**

Manufacturer's Serial Numbers) and Model Unit Designation
170PX-Phoenix-16763A
CAV170NC22-10034A

Design Approval by Twining Consulting, Inc. dba RADCO

This manufactured home is designed to comply with the federal manufactured home construction and safety standards in force at time of manufacture.

(For additional information, consult owner's manual.)

The factory installed equipment includes:

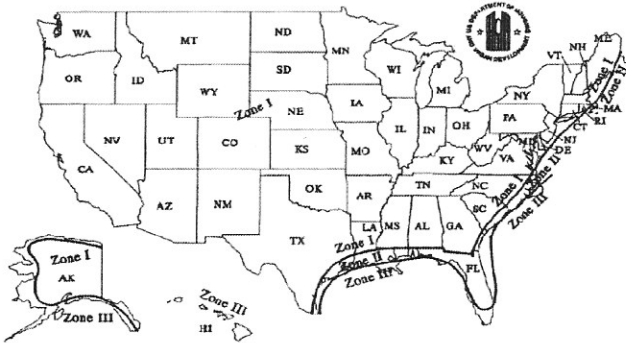
Equipment	Manufacturer	Model Designation
For Heating	Coleman	E7ED01
For Cooking	Whirlpool	WFC150
Refrigerator	Whirlpool	WRT108
Water Heater	Rheem	E402RH
Washer	N/A	N/A
Clothes Dryer	N/A	N/A
Dishwasher	Whirlpool	WDF330
Fireplace	N/A	N/A
Microwave	N/A	N/A
Garbage Disposal	N/A	N/A
Air Conditioner	N/A	N/A

HOME CONSTRUCTED FOR ZONE I ZONE II ZONE III EXP. "D"

This home has not been designed for the higher wind pressure and anchoring provisions required for ocean/coastal areas and should not be located within 1500' of the coastline in Wind Zones II and III, unless the home and its anchoring and foundation system have been designed for the increased requirements specified for Exposure D in ANSI/ASCE 7 - 88.

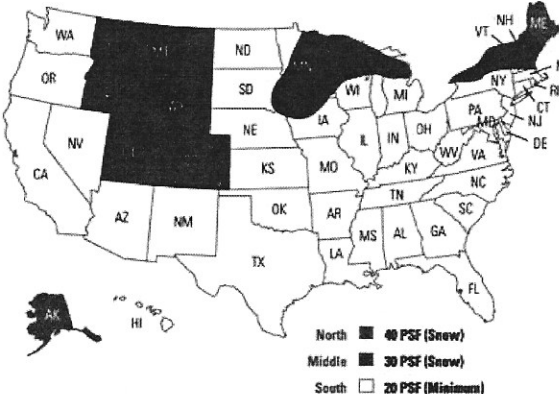
This home has () has not been equipped with storm shutters or other protective coverings for windows and exterior door openings. For homes designed to be located in Wind Zones II and III, which have not been provided with shutters or equivalent covering devices, it is strongly recommended that the home be made ready to be equipped with these devices in accordance with the method recommended in manufacturers printed instructions.

Basic Wind Zone Map for Manufactured Housing



NOTE: See Section 3280.305(c)(2) for areas included in each Wind Zone.

Design roof load zone map: North 40 psf South 20 psf
 Middle 30 psf Other ___ psf



COMFORT HEATING

This manufactured home has been thermally insulated to conform with the requirements of the federal manufactured home construction and safety standards for all locations within Uo value Zone Zone 3. (See map at bottom)

Heating equipment manufacturer and model (See list at left).
 The listed heating equipment has the capacity to maintain an average 70 degrees Fahrenheit temperature in this home at outdoor temperatures of -34 degrees Fahrenheit
 To maximize furnace operating economy, and to conserve energy, it is recommended that this home be installed where the outdoor winter design temperature (97 1/2%) is not higher than -3 degrees Fahrenheit.

The above information has been calculated assuming a maximum wind velocity of 15 mph at standard atmospheric pressure.

COMFORT COOLING

Air conditioner provided at factory (Alternate I)

Air conditioner manufacturer and model (see list at left).
 Certified capacity _____ B.T.U./hour in accordance with the appropriate air conditioning and refrigeration institute standards.
 The central air conditioning system provided in this home has been sized assuring an orientation of the front (hitch end) of the home facing _____. On this basis the system is designed to Maintain an indoor temperature of 75°F when outdoor temperatures are _____°F dry bulb and _____°F wet bulb.

The temperature to which this home can be cooled will change depending upon the amount of exposure of the windows of this home to the sun's radiant heat. Therefore, the home's heat gains will vary dependent upon its orientation to the sun and any permanent shading provided. Information concerning the calculation of cooling loads at various locations, window exposures and shadings are provided in Chapter 22 of the 1989 edition of the ASHRAE Handbook of Fundamentals.
 Information necessary to calculate cooling loads at various locations and orientations is provided in the special comfort cooling information provided with this home.

Air conditioner not provided at factory (Alternate II)

The air distribution system of this home is suitable for the installation of central air conditioning. The supply air distribution system installed in this home is sized for a manufactured home central air conditioning system of up to 38225 B.T.U./hr. rated capacity which are certified in accordance with the appropriate air conditioning and refrigeration institute standards, when the air circulators of such air conditioners are rated at 0.3 inch water column static pressure or greater for the cooling air delivered to the manufactured home supply air duct system.
 Information necessary to calculate cooling loads at various locations and orientations is provided in the special comfort cooling information provided with this manufactured home.

To determine the required capacity of equipment to cool a home efficiently and economically, a cooling load (heat gain) calculation is required. The cooling load is dependent on the orientation, location and the structure of the home. Central air conditioners operate most efficiently and provide the greatest comfort when their capacity closely approximates the calculated cooling load. Each home's air conditioner should be sized in accordance with Chapter 22 of the American Society of Heating, Refrigerating and Air Conditioning Engineers (ASHRAE) Handbook of Fundamentals 1989 edition, once the location and orientation are known.

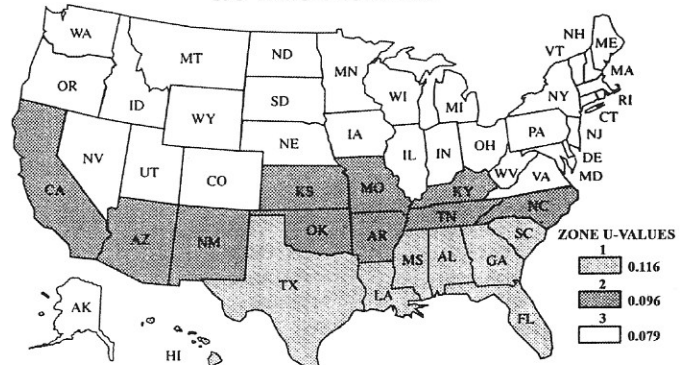
INFORMATION PROVIDED BY THE MANUFACTURER NECESSARY TO CALCULATE SENSIBLE HEAT GAIN

Walls (without windows and doors).....	"U" 0.093
Ceiling and roofs of light color.....	"U" 0.039
Ceilings and roofs of dark color.....	"U" 0.039
Floors.....	"U" 0.049
Air ducts in floor.....	"U" 0.178
Air ducts in ceiling.....	"U" NA
Air ducts installed outside the home.....	"U" NA

The following are the duct areas in this home:

Air ducts in floor.....	172 sq. ft.
Air ducts in ceiling.....	NA sq. ft.
Air ducts outside the home.....	NA sq. ft.

U/O VALUE ZONE MAP



The manufacturer certifies this home is compliant with the Title VI, Toxic Substances Control Act.
 This manufactured home IS NOT designed to accommodate the additional loads imposed by the attachment of an attached accessory building or structure in accordance with the manufacturer installation instructions.

Date: 12/30/22

STRAIGHT BILL OF LADING Driver: 110727 PERRY D DUNLAP

Terminal: R81

ORIGINAL - - NOT NEGOTIABLE Truck: 612701

Load: 8035749

Unit:

Serial#/HUD: 10034

PO/REF:

CARRIER: BENNETT TRUCK TRANSPORT, LLC
DOT# 600382 MC#285766



RoadMasters Division
PO Drawer D
Athens, TX 75751

(SCAC) BTTI

FROM: Shipper Address (Origin) 522923

TO: *Consignee Address (Destination)

CAVCO - NC
106 INNOVATIVE WAY

SPRING LAKE MHP
15 CONNIE COURT → 305 Connie Court

HAMLET, NC 28345
910-410-5050

SPRING LAKE, NC 28390
000-000-0000

On Collect on Delivery shipments, the letter "COD" must appear before consignee's name.

RECEIVED, subject to the tariffs and/or applicable contract in effect on the date of issue of this Bill of Lading (which tariffs are incorporated herein as if fully set forth), the property described below, in apparent good order, except as noted (contents and conditions of contents of packages unknown), marked, cosigned, and destined as shown above, which said carrier (the word "carrier" being understood as meaning any person or corporation in possession of the property under this bill of lading) agrees to carry to its usual place of delivery at said destination, if on its own route, otherwise to deliver to another carrier on the route to said destination. It is mutually agreed, as to each carrier of any said property over all or any portion of said route to destination and as to each party at any time interested in all or any said property, that every service to be performed hereunder shall be subject to all terms and conditions of BTTI 101 Rules Tariff, including any supplements and revisions thereof (the "Rules Tariff"). The Rule Tariff is maintained at carrier's office, is available to shippers upon request, and is also available at the website - www.bennettg.com. Shipper hereby certifies that it is familiar with all the terms and conditions of said bill of lading and Rules Tariff, and accepts same for itself and its assigns.

FOR PAYMENT SEND BILL TO:

Misc. Provisions/Notations:

CAVCO - NC
106 INNOVATIVE WAY
HAMLET, NC 28345

No.	Description	Weight	Rate	Miles	Total
16 X 76 10034				0	

UNLESS A GREATER VALUE IS DECLARED, SHIPPER HEREBY RELEASES THE UNIT (MOBILE HOME OR OFFICE, MANUFACTURED HOME, MODULAR UNIT OR RV (INCLUDING ANY COMPONENTS THEREOF) BEING TRANSPORTED TO A VALUE NOT TO EXCEED \$10,000 PER UNIT

If shipper declares value, the declared value is specifically stated by shipper not to exceed:
\$
(subject to excess valuation charge of \$7.50 for each \$1000 or fraction thereof)

(Signature of shipper)

HOUSEHOLD AND PERSONAL EFFECTS: Unless a greater value for the household and personal effects and/or furnishings included in the shipment, which are not a part of the unit at point of manufacture, is declared on this Bill of Lading, the shipper hereby releases any and all such property to value not exceeding Two Hundred Fifty Dollars (\$250.00). DECLARED AMOUNT FOR PERSONAL EFFECTS, IF ANY \$ (Charges to be assessed Shipper, if elected, at the rate of \$7.50 per each \$1,000 or fraction thereof in excess of \$250 released value of such household and personal effects). If excess value declared above for Household and Personal Effects, must attach descriptive inventory and Shipper to sign here: _____

ACTS OF GOD: If Shipper declines Act of God waiver, put "no" on this line: _____

DELAYS: Carrier shall have limited liability for delays for pickup or delivery in accordance with Carrier's Rules Tariff. Carrier shall not be liable for any damage resulting from loss of use, profit, or business, non-operation or increased expense of operation, service interruption, or for any special, indirect, incidental or consequential damages. Carrier's maximum liability for delay for any cause, whatsoever, and regardless of the form of action (in contract or tort), shall be limited solely to the amount of freight charges on the shipment which is the basis of such claim. Any loss, damage or delay claim must be filed with the Carrier within 9 months of the delivery date.

SUBJECT TO SECTION 7 OF CONDITIONS OF applicable bill of lading. If this shipment is to be delivered to the consignee without recourse on the consignee, the consignor shall sign the following statement: The carrier shall not make delivery of this shipment without payment of freight and all other lawful charges.

C.O.D.	PREPAID	COLLECT	THIRD PARTY
\$	\$	\$	\$

If credit is extended by Carrier, freight charges are due within 15 days of invoice. Freight charges not paid within 30 days of presentation of freight bill shall be subject to a service charge of 1.5% per month on the unpaid balance, and if collected through an attorney-at-law Carrier shall be entitled to attorney's fees of 15% of the unpaid charges or \$200.00, whichever is greater. Any suit for the collection of freight charges shall be instituted in Henry County Georgia and the parties hereto consent and submit to the exclusive venue and jurisdiction of the Federal & State Courts located in Henry County, Georgia.

UNIT CONSTRUCTION, INCLUDING WRAPPING AND UNDERCARRIAGE: It shall be the responsibility of Shipper to load, weigh and count all articles tendered for shipment and to prepare, package (including sufficient wrapping with plastic or other suitable covering to protect against weather or road conditions or moisture), construct, assemble or manufacture the Unit shipped, including the undercarriage and any components thereof, in such a manner so as to insure that the cargo will withstand the normal rigors of transportation by motor carrier, without special precautionary measures, and may be transported safely and without damage. Shipper shall also be responsible for any and all damages caused by the structural or mechanical failure of the Unit.

Shipment released and Pick-up Acknowledged, subject to the terms of this Bill of Lading
SHIPPER X *Felicia Jack* 12/30/22
Driver's signature acknowledges only receipt of the above described property
DRIVER X *Perry Dunlap* Date

DELIVERY RELEASE: The Consignee requests that Carrier's driver park the Unit at the delivery site in an area as designated by Consignee, and hereby agrees to indemnify and hold harmless Carrier, release and waive any and all damages or claims whatsoever (including damage to the Unit) arising out of or in connection with such parking of the Unit. CONSIGNEE signature: _____
The Consignee requests that Carrier's driver make delivery on site to an area not accessible by ingress or egress over public or paved roadway, and hereby agrees to indemnify and hold harmless Carrier, release and waive any and all damages or claims whatsoever (including damage to the Unit) arising out of or in connection with such delivery of the Unit. CONSIGNEE signature: _____

RECEIVED THE ABOVE DESCRIBED PROPERTY UNDER THE TERMS OF THE BILL OF LADING AND/OR TARIFF
CONSIGNEE X Date