

# CAVALIER HOME BUILDERS, LLC

CLAYTON HOMES  
1001 EASTERN AVENUE  
PO BOX 1007  
NASHVILLE, NC 27856

## Data Plate

Date of Manufacture  
12/15/22

Plant #  
00976

NTA2142896

HUD #

Manufacturer's Serial Number and Model Unit Designation

CBG056513NC

76CEJ16663AH23

Designed Approval by (D.A.P.I.A.)

NTA

This manufactured home is designed to comply with the Federal Manufactured Home Construction and Safety Standards in force at the time of manufacture. The manufacturer certifies this home is compliant with the Title VI, Toxic Substance Control Act. (For additional information, consult the owner's manual.)

The factory installed equipment includes:

Equipment	Manufacturer	Model Designation
DISHWASHER	FRIGIDAIRE	FDP4221AS
REFRIGERATOR	FRIGIDAIRE	FFHT1835VC
RANGE	FRIGIDAIRE	FFEF3016VS
COMFORT HEATING	CARRIER	FED003610B
WATER HEATER	RHEEM	E402RH95
WALL OVEN		N/A
MICROWAVE		N/A
COOKTOP		N/A
FIREPLACE 1		N/A
FIREPLACE 2		N/A
SMOKE ALARM	KIDDE	I12040

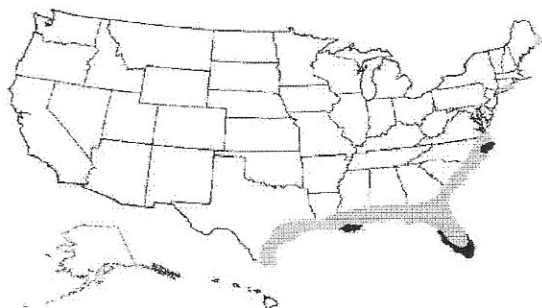
Manufactured Home Constructed for:

Zone 1

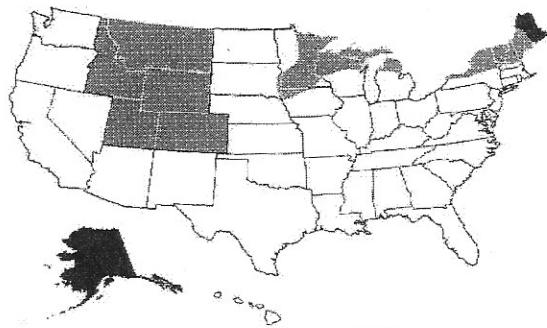
This home has not been designed for the higher wind pressures and anchoring provisions required for ocean/coastal areas and should not be located within 1500' of the coastline in the Wind Zones II and III, unless the home and its anchoring and foundation system have been designed for the increased requirements specified for Exposure D in ANSI/ASCE 7-88.

This Home **Has Not** been equipped with storm shutters or other protective coverings for windows and exterior door openings. For homes designed to be in Wind Zones II and III which have not been provided with shutter or equivalent covering devices. It is strongly recommended that the home be made ready to be equipped with these devices in accordance with the manufacturer's printed instructions.

This manufactured home **IS NOT** designed to accommodate the additional loads imposed by the attachment of an attached accessory building or structure in accordance with the manufacturer installation instructions.



WIND ZONE: ○ Zone 1 ■ Zone 2 ● Zone 3 South 20 PSF



ROOF LOAD ZONE: ● North 40 PSF Snow ● Middle 30 PSF Snow ○ South 20 PSF Snow

**Comfort Heating**  
This manufactured home has been thermally insulated to conform with the requirements of the federal manufactured home construction and the safety standards for all locations within climate zone 3.  
Heating equipment manufacturer and model (see list at left).  
The above heating equipment has the capacity to maintain an average of 70°F temperature in this home at outdoor temperatures of 13 °F.  
To Maximize furnace operating economy and to conserve energy, it is recommended that this home be installed where the outdoor winter design temperature (97.5%) is not higher than 33 °F.  
The above information has been calculated assuming a maximum wind velocity of 15 m.p.h. standard atmospheric conditions.



### Air Conditioner provided at factory (Alternate I)

Air conditioner manufacturer and model (See list at left).  
Certified capacity B.T.U./hour in accordance with the appropriate air conditioning and registration institute standards. The central air conditioning system provided in this home has been sized assuring an orientation of the front (hitch end) of the home facing . On this basis, the system is designed to maintain an indoor temperature of 75°F when outdoor temperatures are °F dry bulb and °F wet bulb.

The temperature to which this home can be cooled will change depending upon the amount of exposures of the windows of this home in the sun's radiant heat. Therefore, the home's heat gains will vary dependent upon its orientation to the sun and any permanent shading provided. Information concerning the calculation of cooling loads at various locations, widow exposure and shadings are provided in Chapter 22 of the 1981 edition of the ASHRAE Handbook of Fundamentals. Information necessary to calculate cooling loads at various locations and orientations is provided in the special comfort cooling information provided with this manufactured home.



### Air Conditioner not provided at factory (Alternate II)

The air distribution system of the home is suitable for the installation of the central air conditioning. The supply of air distribution system installed in this home is sized for the manufactured home central air conditioning system of up to 17564 B.T.U./hr. rated capacity which are certified in accordance with the appropriate air conditioning and refrigeration institute standards when the air circulators of such air conditioner are related at 0.3 inch water column static pressure or information necessary to calculate cooling loads at various locations and orientation is provided in the special comfort cooling information provided with this manufactured home.



### Air Conditioner not recommended (Alternate III)

The air distribution system of this home has not been designed in anticipation of its use with a central air conditioning system.

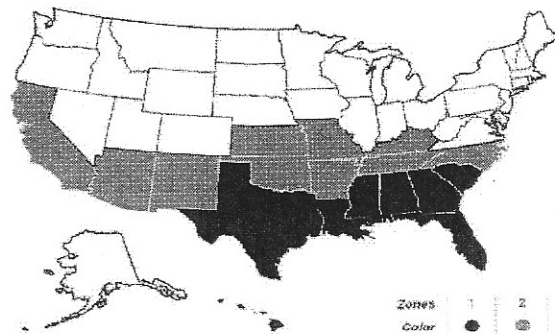
## INFORMATION PROVIDED BY THE MANUFACTURER NECESSARY TO CALCULATE SENSIBLE HEAT GAIN

Walls (Without windows and doors)	"U"	0.093
Ceilings and roofs of light color	"U"	0.000
Ceilings and roofs of dark color	"U"	0.034
Floors	"U"	0.044
Air ducts in floor	"U"	0.150
Air ducts in ceiling	"U"	0.000
Air Ducts installed outside the home	"U"	0.000

The following are the duct areas in this house

Air ducts in the floor	58	Sq. Ft.
Air ducts in the ceiling	0	Sq. Ft.
Air ducts outside the home	0	Sq. Ft.

To determine the required capacity of the equipment to cool a home efficiently and economically, cooling load (heat gain) calculation is required. The cooling load is dependent on the orientation location and the structure of the home. Central air conditioner operates most efficiently and provide the greatest comfort when their capacity closely approximates the calculated cooling load. Each home's air conditioner should be sized in accordance with Chapter 22 of the American Society of Heating, Refrigerating and Air Conditioning Engineers (ASHRAE) Handbook of Fundamentals once the location and orientation are known.



Zones 1 2 3  
Color ● ● ●  
U-Values 0.119 0.085 0.279

DO NOT REMOVE

