

Existing House Layout
 Scale: 1/4" = 1'0"

Existing House
 Not Included in
 Renovation

This information in these Construction Documents is for the Exclusive Use of the Client in Connection with the Building Designated in the Documents. The Designer has Attempted to Establish an Accurate set of Construction Documents of this Building based upon the Client's Requirements and the Local Building Codes. If the Client, Contractor or anyone else at any time or date in the past or in the future, communicates with the Construction Documents, Prompt Written Notice shall be given by the client to the Designer. The Client shall hold harmless the Designer from all Errors and Omissions Pertaining to the Documents related to the Project and other Related Work as Represented by the Designer to the Client.

"I, DO HEREBY CERTIFY THAT THIS DRAWING OR PLAN AND RELATED SPECIFICATIONS MEET ALL LOCAL REQUIREMENTS AND ARE IN SUBSTANTIAL CONFORMANCE WITH BOTH SBAI AND VA MINIMUM PROPERTY REQUIREMENTS INCLUDING THE BUILDING CODES, ENERGY CONSERVATION STANDARDS OF THE 2018 CONGRESS OF AMERICAN BUILDING OFFICIALS/HOPEL ENERGY CODE AND THE REQUIREMENT FOR LEAD-FREE PIPING."

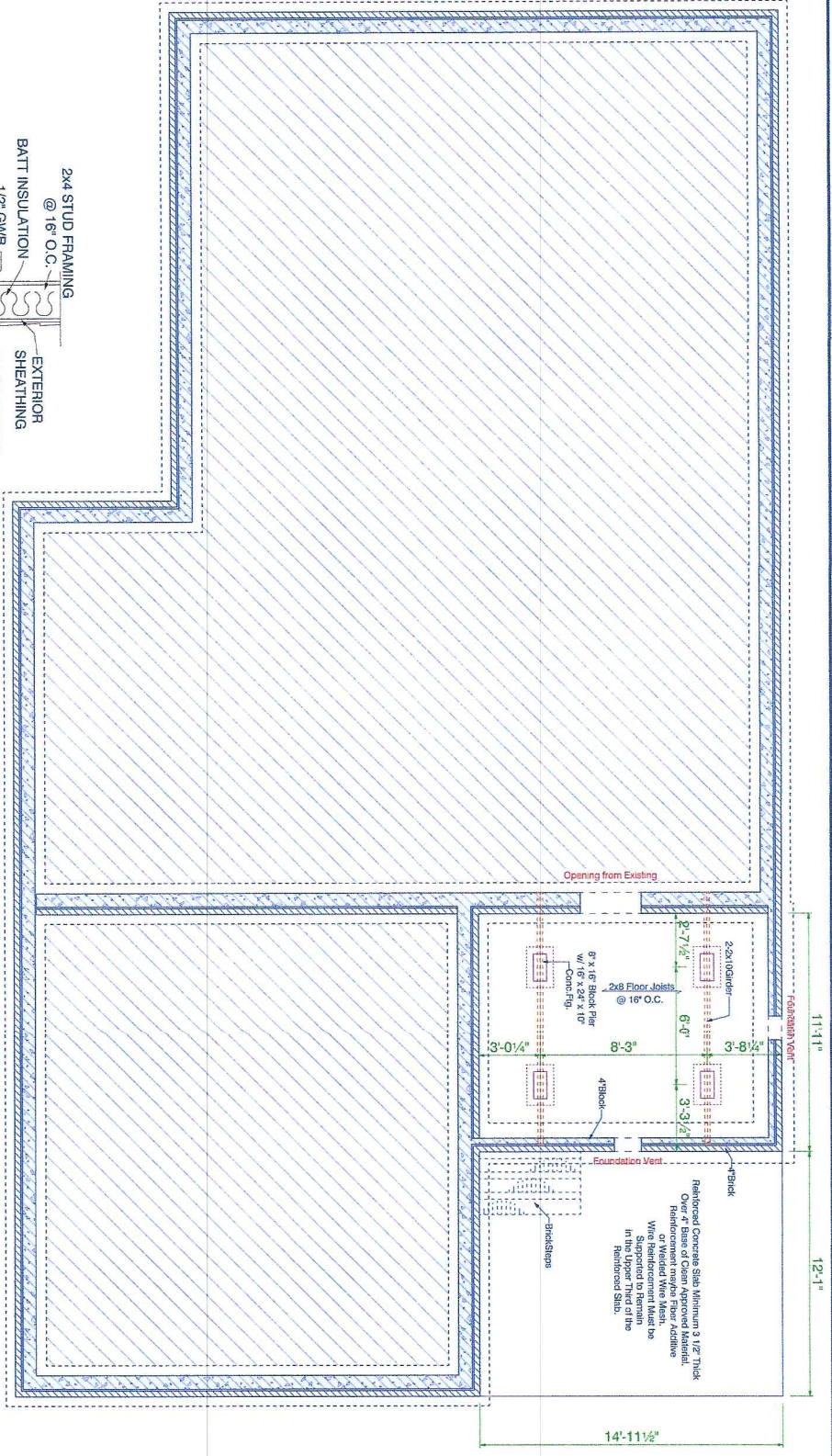
APPROVED BY	DATE

Frazier Designs
 A Residential Design Company
 (910) 818-2413
 www.frazierplans.com



Project: 1837 Loop Road Bunnlevel NC
 Bedroom Addition Covered Patio
 MODEL: FD-3233
 BUILDER:
 All American General Contractors

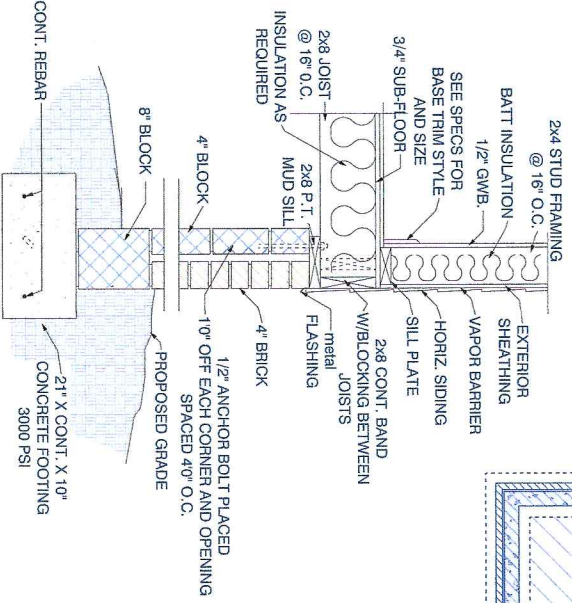
Floorplan
 Existing
 SHEET
 1



The information in these Construction Documents is for the exclusive use of the Client or Contractor of the Building. Designated in the Documents. The Designer has attempted to furnish an accurate set of Construction Documents of the Building based upon the Client's requirements and the local Building Codes. If the Client observes or becomes aware of any error or omissions in the Documents or Non-Conformance with the Construction Documents, Prompt Written Notification shall be given by the Client to the Designer. The Client shall hold the Designer harmless from all errors and omissions. Pertaining to the Documents related to the Project and other Related Notices as Recommended by the Designer to the Client.

Foundation Plan

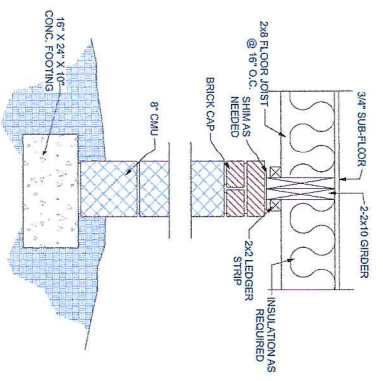
Scale: 1/4" = 1' 0"



Exterior Wall Detail

Siding - 4" Brick/4" Block

SCALE: 1" = 1'0"



2-2x10 Girder

8X16 Pier

SCALE: 1" = 1'0"

"I, DO HEREBY CERTIFY THAT THIS DRAWING OR PLAN AND RELATED SPECIFICATIONS MEET ALL LOCAL REQUIREMENTS AND ARE IN SUBSTANTIAL CONFORMANCE WITH BOTH SAU AND VA MINIMUM PROPERTY REQUIREMENTS INCLUDING (2018) NC BUILDING CODE/ENERGY CONSERVATION STANDARDS OF THE 2009 COUNCIL OF AMERICAN BUILDING OFFICIALS/MODEL ENERGY CODE AND THE REQUIREMENT FOR LEAD-FREE PIPING."

APPROVED BY	DATE

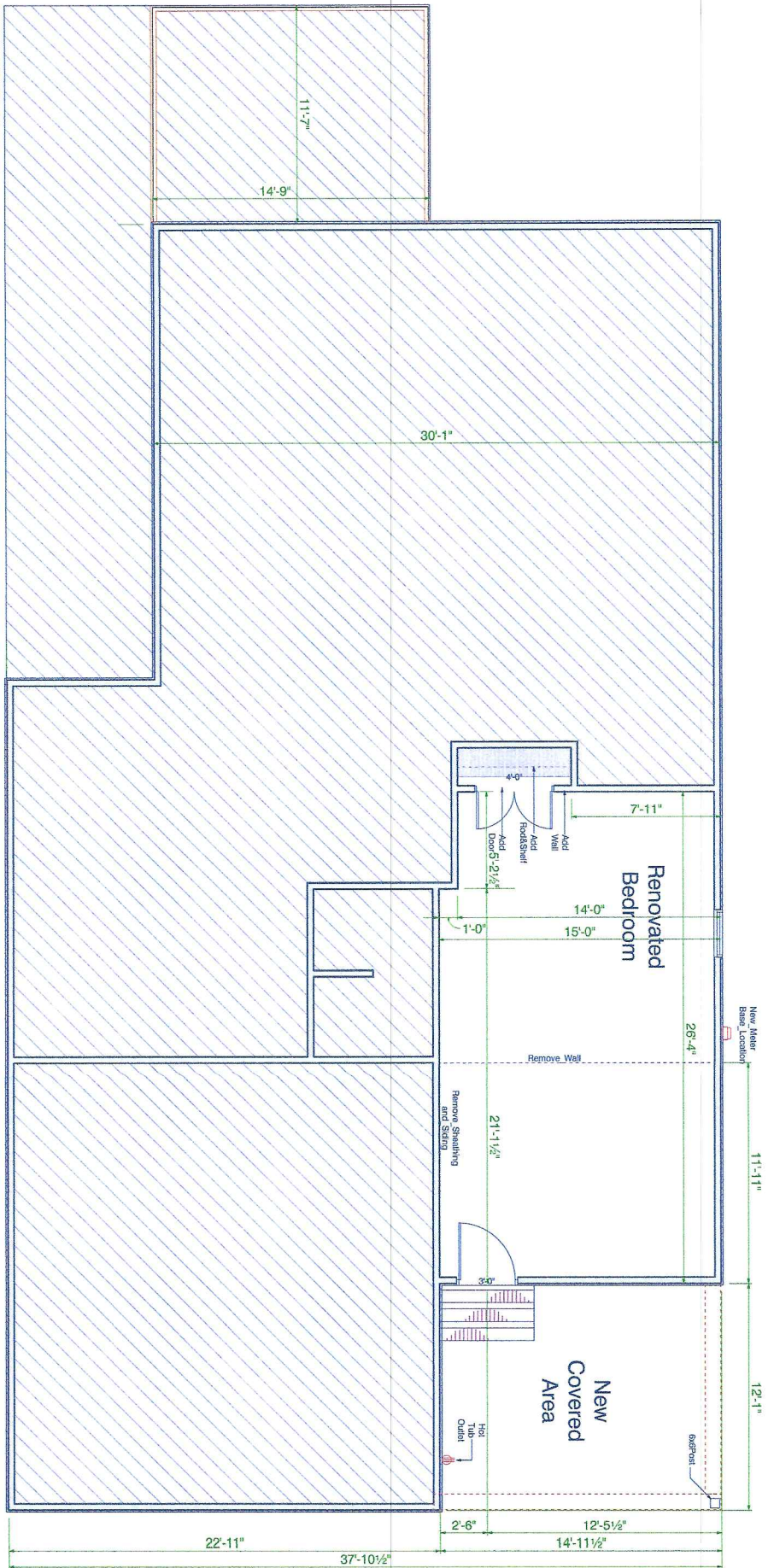


Frazier Designs
 A Residential Design Company
 (910) 818-2413
 www.frazierplans.com

Project: 1837 Loop Road Bunnlevel NC
 Bedroom Addition Covered Patio
 MODEL: FD-3233
 BUILDER:
 All American General Contractors

DATE PRINTED: Feb. 2022
 DRAWN BY: [Name]

Foundation
 New
 SHEET
 2



New House Layout

Scale: 1/4" = 1'0"
 Ceiling Ht for New Addition to Match Existing
 182 S.F. Added Heated Space

Existing House
 Not affected by Renovation

The information in these Construction Documents is for the exclusive use of the Client in connection with the Building Designated in the Documents. The Designer has attempted to establish an accurate set of Construction Documents of the existing project under the Client's ownership and to disclose any areas of any fault or defect in the product or Non-Compliance with the Construction Documents. The Client's responsibility is to verify the information in the Documents with the Designer. The Designer is not responsible for any errors or omissions in the Documents or for any consequences resulting from the use of the Documents. The Designer is not responsible for any consequences resulting from the use of the Documents or for any consequences resulting from the use of the Documents.

I DO HEREBY CERTIFY THAT THIS DRAWING OR PLAN AND RELATED SPECIFICATIONS MEET ALL LOCAL REQUIREMENTS AND ARE IN SUBSTANTIAL CONFORMANCE WITH BOTH SBAJ AND VAA MINIMUM PROPERTY REQUIREMENTS INCLUDING THE MINIMUM LOCAL BUILDING CODE CONSERVATION STANDARDS OF THE JOB COUNCIL OF AMERICAN BUILDING OFFICIALS/MODEL ENERGY CODE AND THE REQUIREMENT FOR LEAD-FREE PIPING.

FRAZIER DESIGNS MEMBER A I B D	APPROVED BY: _____ DATE: _____
	Project: 1837 Loop Road Bunnlevel NC Bedroom Addition Covered Patio MODEL: FD-3233 BUILDER: All American General Contractors
Frazier Designs A Residential Design Company (910) 818-2413 www.frazierplans.com	DATE PREPARED: _____ DRAWN BY: _____ THE: _____
Floorplan New SHEET 3	