

Existing House Layout
 Scale: 1/4" = 1'0"

Existing House
 Not Included in
 Renovation

This information in these Construction Documents is for the Exclusive Use of the Client in Connection with the Building Described in the Documents. The Designer has Attempted to Establish an Accurate set of Construction Documents of this Building based upon the Client's Requirements and the Local Building Codes. If the Client, Contractor or anyone else at any time or date in the past or in the future, in connection with the Construction Documents, Promises, Notices shall be given by the client to the Designer. The Client shall hold harmless the Designer from all Errors and Omissions Pertaining to the Documents related to the Project and other Related Work as Represented by the Designer to the Client.

*I, DO HEREBY CERTIFY THAT THIS DRAWING OR PLAN AND RELATED SPECIFICATIONS MEET ALL LOCAL REQUIREMENTS AND ARE IN SUBSTANTIAL CONFORMANCE WITH BOTH SBAI AND VA MINIMUM PROPERTY REQUIREMENTS INCLUDING THE BUILDING CODES, ENERGY CONSERVATION STANDARDS OF THE 2018 CONGRESS OF AMERICAN BUILDING OFFICIALS/MODEL ENERGY CODE AND THE REQUIREMENT FOR LEAD-FREE PIPING.

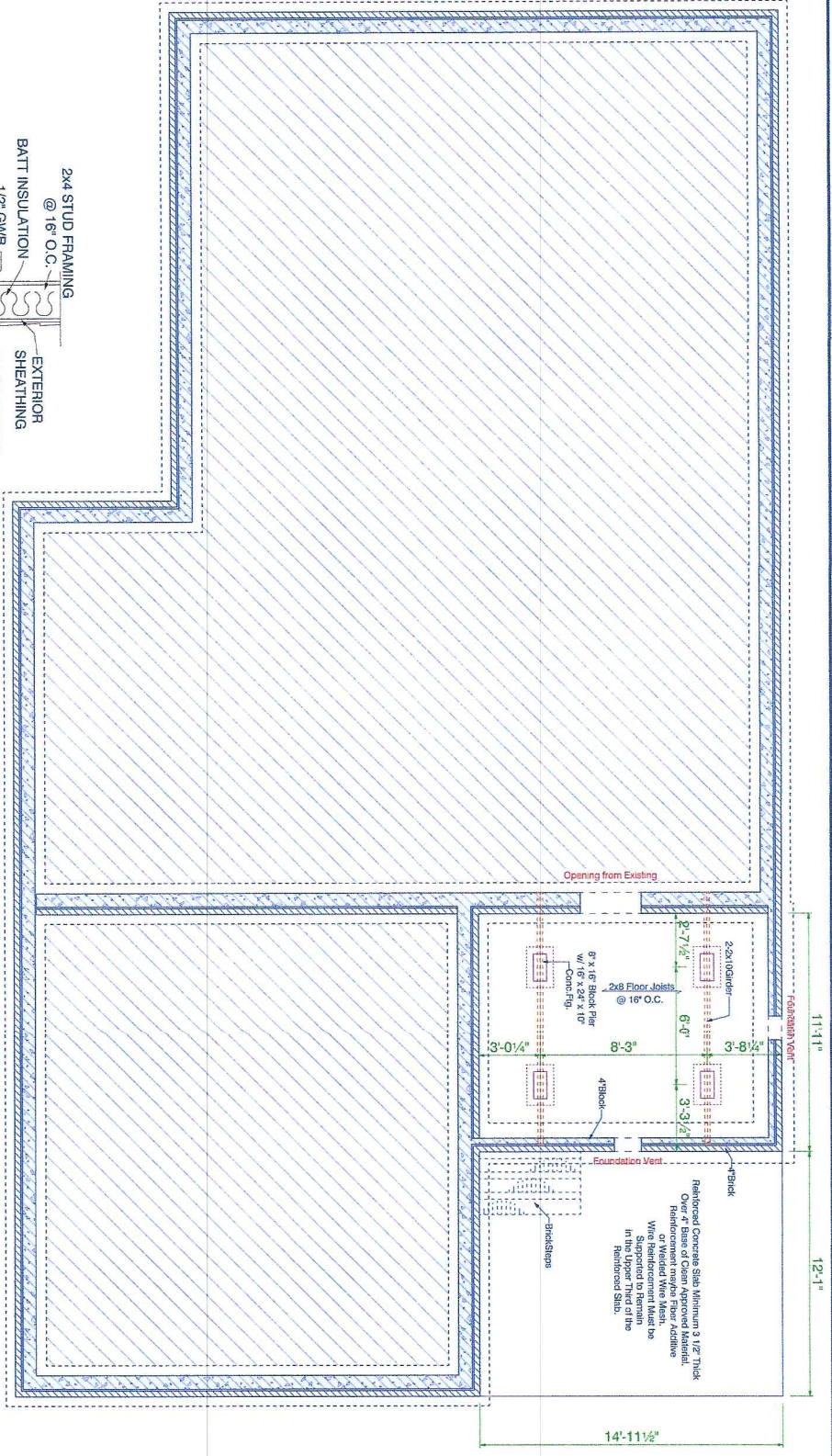
APPROVED BY	DATE



Frazier Designs
 A Residential Design Company
 (910) 818-2413
 www.frazierplans.com

Project: 1837 Loop Road Bunnlevel NC
 Bedroom Addition Covered Patio
 MODEL: FD-3233
 BUILDER:
 All American General Contractors

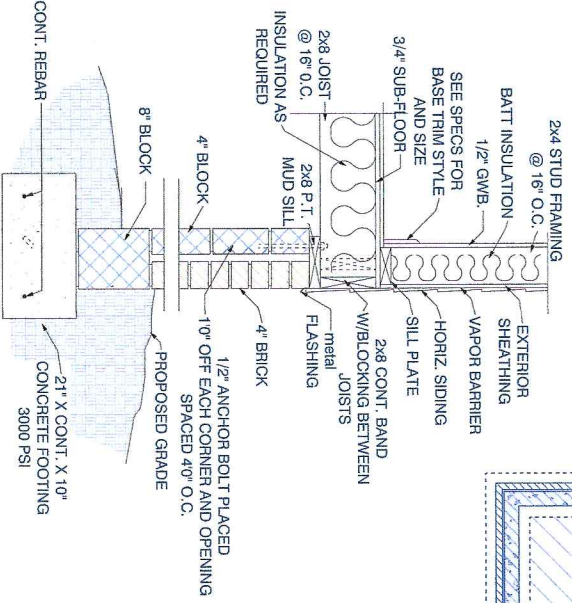
Floorplan
 Existing
 SHEET
 1



The information in these Construction Documents is for the exclusive use of the Client or Contractor of the Building. Designated in the Documents. The Designer has attempted to furnish an accurate set of Construction Documents of the Building based upon the Client's requirements and the local Building Codes. If the Client observes or becomes aware of any error or omissions in the product or non-compliance with the Construction Documents, Prompt Written Notification shall be given by the Client to the Designer. The Client shall not hold the Designer liable for errors and omissions. Pertaining to the Documents related to the Project and other Related Notices as Recommended by the Designer to the Client.

Foundation Plan

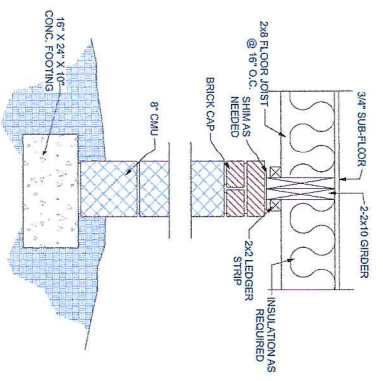
Scale: 1/4" = 1' 0"



Exterior Wall Detail

Siding - 4" Brick/4" Block

SCALE: 1" = 1'0"



2-2x10 Girder

8x16 Pier

SCALE: 1" = 1'0"

"I, DO HEREBY CERTIFY THAT THIS DRAWING OR PLAN AND RELATED SPECIFICATIONS MEET ALL LOCAL REQUIREMENTS AND ARE IN SUBSTANTIAL CONFORMANCE WITH BOTH SAU AND VA MINIMUM PROPERTY REQUIREMENTS INCLUDING (2018) NC BUILDING CODE/ENERGY CONSERVATION STANDARDS OF THE 2018 COUNCIL OF AMERICAN BUILDING OFFICIALS/MODEL ENERGY CODE AND THE REQUIREMENT FOR LEAD-FREE PIPING."

APPROVED BY	DATE

MEMBER
AI
BD
AMERICAN INSTITUTE OF BUILDING DESIGNERS

Frazier Designs
A Residential Design Company
(910) 818-2413
www.frazierplans.com

Project: 1837 Loop Road Bunnlevel NC
Bedroom Addition Covered Patio
MODEL: FD-3233
BUILDER:
All American General Contractors

DATE PRINTED: Feb. 2022
DRAWN BY: [Name]

Foundation
New
SHEET
2

