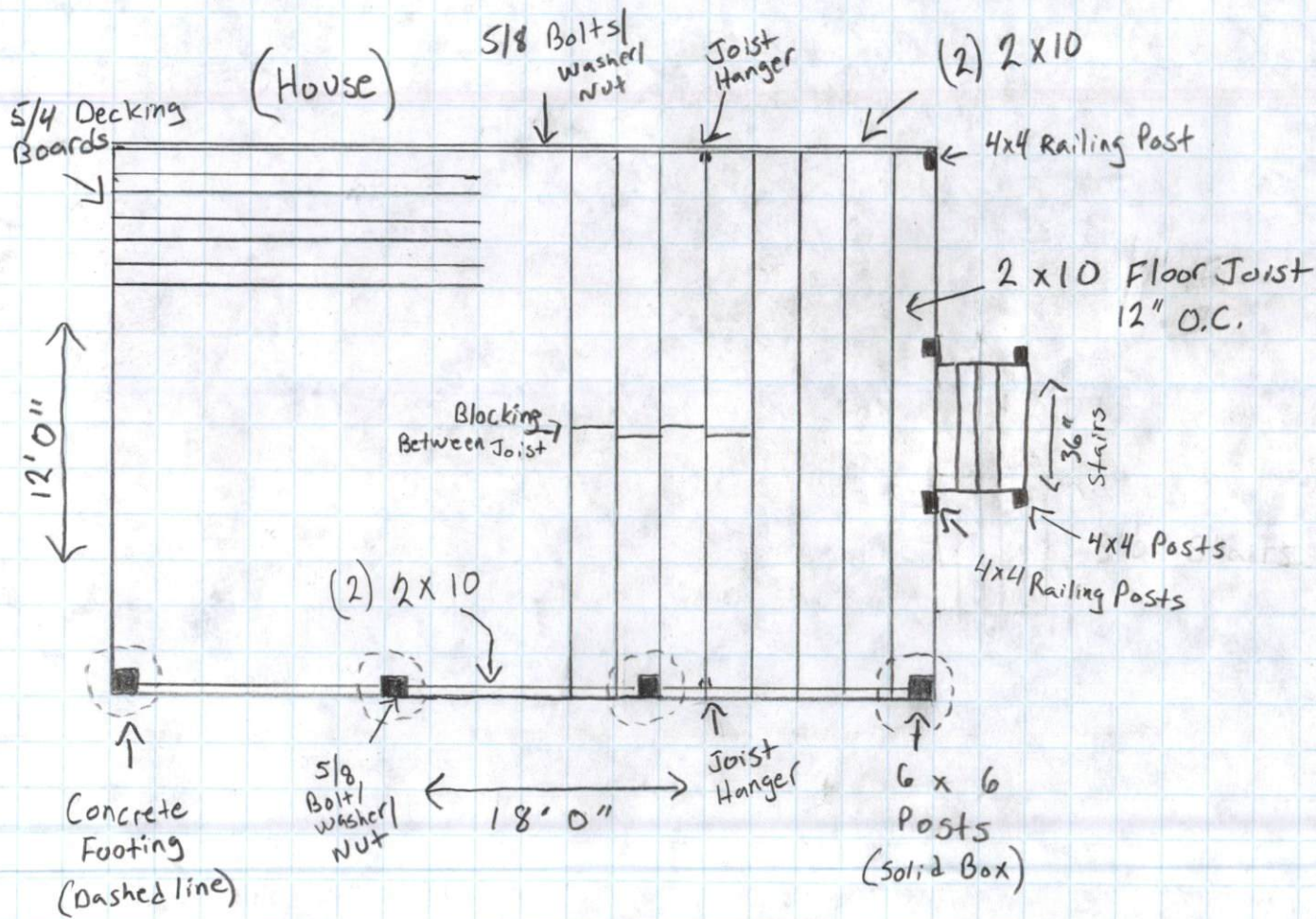
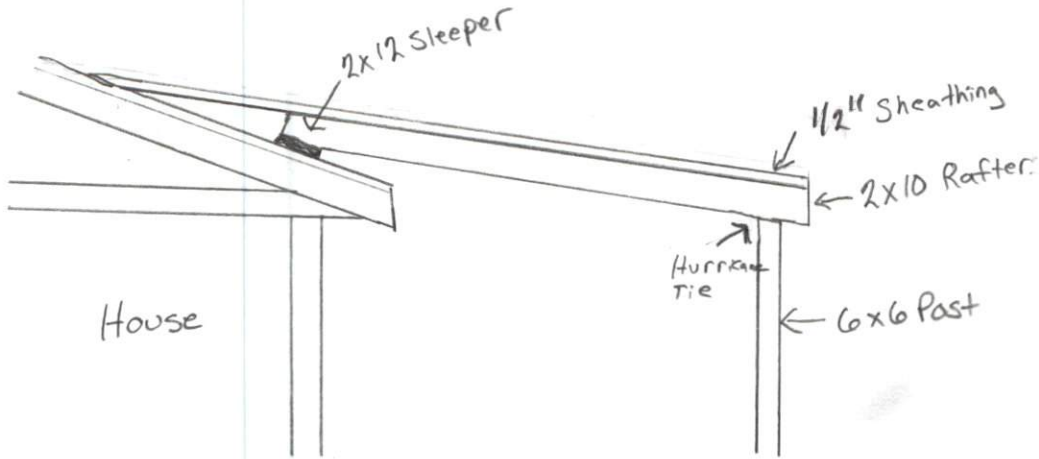


2735 Johnston County Road  
James Sites



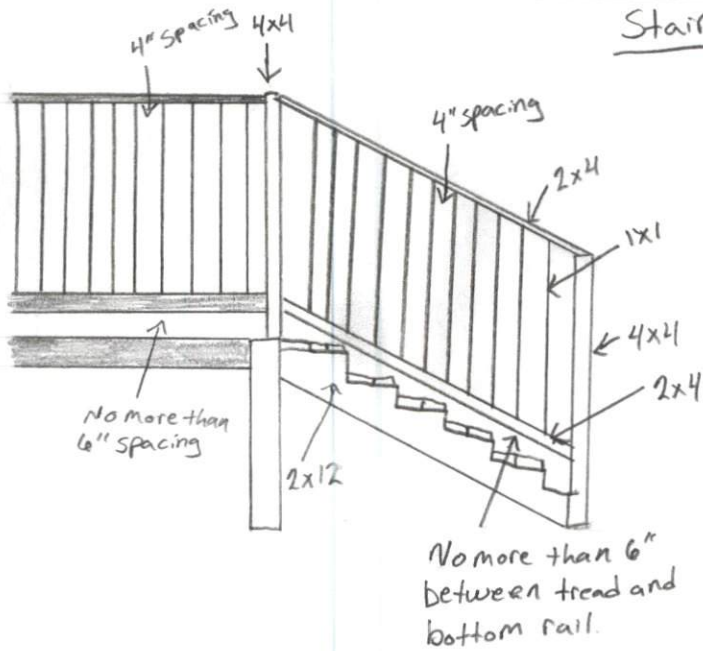
Scale:  $\frac{1}{4}'' = 1'0''$

Roof



• RafterS 16" on center

Stairs/Railing



NOT to Scale

2735 Johnston County Road  
James Sites



Specifications of covered deck to be built at 2735 Johnston County Road Angier NC by home owner James Sites.

See attached drawings as well.

12' by 18' covered deck. Deck floor height will be less than 4' above grade.

Ledger: (brick veneer)

2- 2x10 pressure treated southern pine, 5/8" galvanized bolts, washers and nuts, spaced 1' 4" on center, and not less than 2 1/2" from ends.

Floor Ledger:

2- 2X10 pressure treated southern pine, notched into post (6x6), and bolted using 2- 5/8" galvanized bolts, washers and nut.

Floor joists:

2x10 pressure treated southern pine, spaced 12" on center. 18-gauge joist hangers on both ends attached to ledger and girder. Joists will be blocked in center of deck.

Footings:

Footings to support posts will be poured round concrete forms, 12" in diameter, and will extend no less than 12" below grade.

Posts:

Spaced no more than 6' apart. 6x6 pressure treated southern pine, secured to concrete footings using Simpson-Tie galvanized anchors.

Floor Decking:

5/4" pressure treated southern pine, secured to joist using 2" exterior grade wood screws. 2 screws per board at each joist.

#### Roof Header/Beam:

2- 2x10 pressure treated southern pine, notched into post, and bolted using 2- 5/8" galvanized bolts, washer and nuts.

#### Roof Rafters:

2x10 pressure treated southern pine, spaced 16" on center. Notched to lay on roof header. Each rafter will be secured to the header using hurricane ties. A 2x10 pressure treated southern pine sleeper board will be nailed to house roof deck and trusses. Each roof deck rafter will be secured to the sleeper board using nails.

#### Roofing:

1/2" plywood sheathing will be attached to each rafter using 2 1/2" nails. Felt roof underlayment will be placed over top of the sheathing before GAF architectural shingles will be attached using 1 1/4" nails placed according to manufacture specifications. Rafter ends will be finished with a birdbox style soffit. Roof will have a 12" overhang over decking area.

#### Guardrail:

Using 4x4 posts attached to joist using 2 3/8" bolts washer and nut, no more than 8' between posts. Top and bottom of guard rail will be 2x4 and no less than 36" from deck. Pickets will be 1x1, spaced no further than 4" apart, and no higher than 4" from deck floor.

#### Stairs:

Will be no less than 36" wide. A Minimum of 3 1/2" between step cut and back of stringer. Tread made of 5/4" decking board. 3 stringers will be used. Bottom of stringers will rest on concrete pavers. End posts will be 4x4. Overall run will be approximately 36".