

Thomas and Janett Scheunemann
2152 Autry Rd
Lillington, NC 27546



See noted changes for
code compliance

Permit request information for roof over 8' X 16' deck at front of house.

Footings / Foundations

1. Dig 24" to 36" deep holes at two outer corners and at two places by house.
2. Pour 8" of concrete in each hole.
3. Remove existing 4" X 4" railing supports.
3. Install 6" X 6" post at each locations.
4. Use 3/8 carriage bolts to attach 6" X 6" post to deck.
5. Reconnect railings.

Roof / House Preparation

1. Remove fascia from house.
2. Remove shingles and trim back roof to wall.
3. Remove vinyl siding and existing vent.

Rafter's and supports

1. Install 2" X 8" rafter supports at top of each 6" X 6" post using 3/8 lag bolts.
2. Install rafters 16" on center.

Roofing

1. Install 1/2" OSB sheeting.
2. Cover with Tar paper and shingles to match roof color.
3. Interlace shingles with existing roofing.

Trim / Completion

1. Installed vinyl siding and roof vent on outer wall.
2. Trim to match house.

2152 ANTRY RD Hillington



16'-3/4"

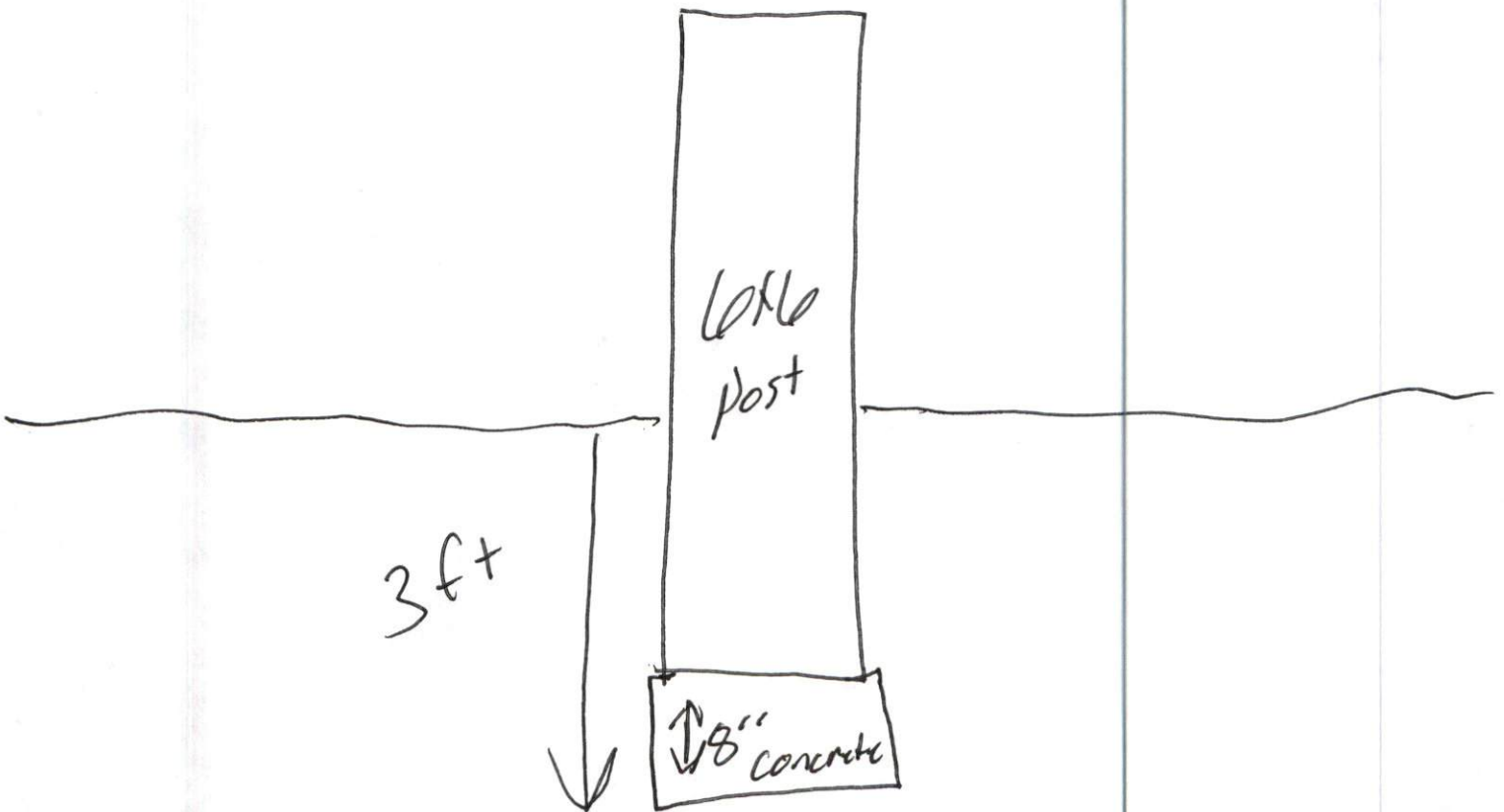
2152

2150 Autry Rd. Lillington



2152 AUTRY RD
LILLINGTON

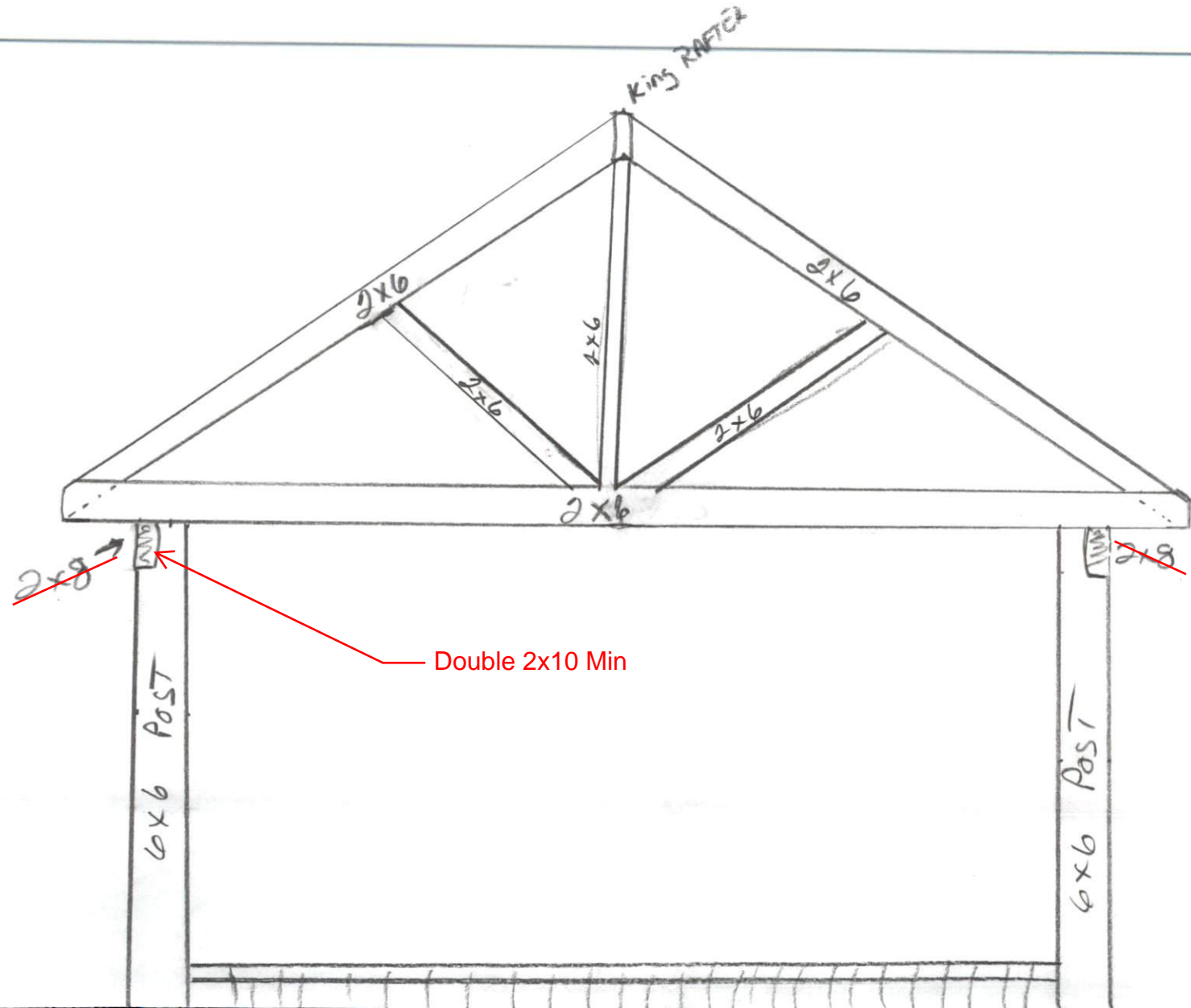
12" Dia.
Hole



2152 Aultry RD
Lillington

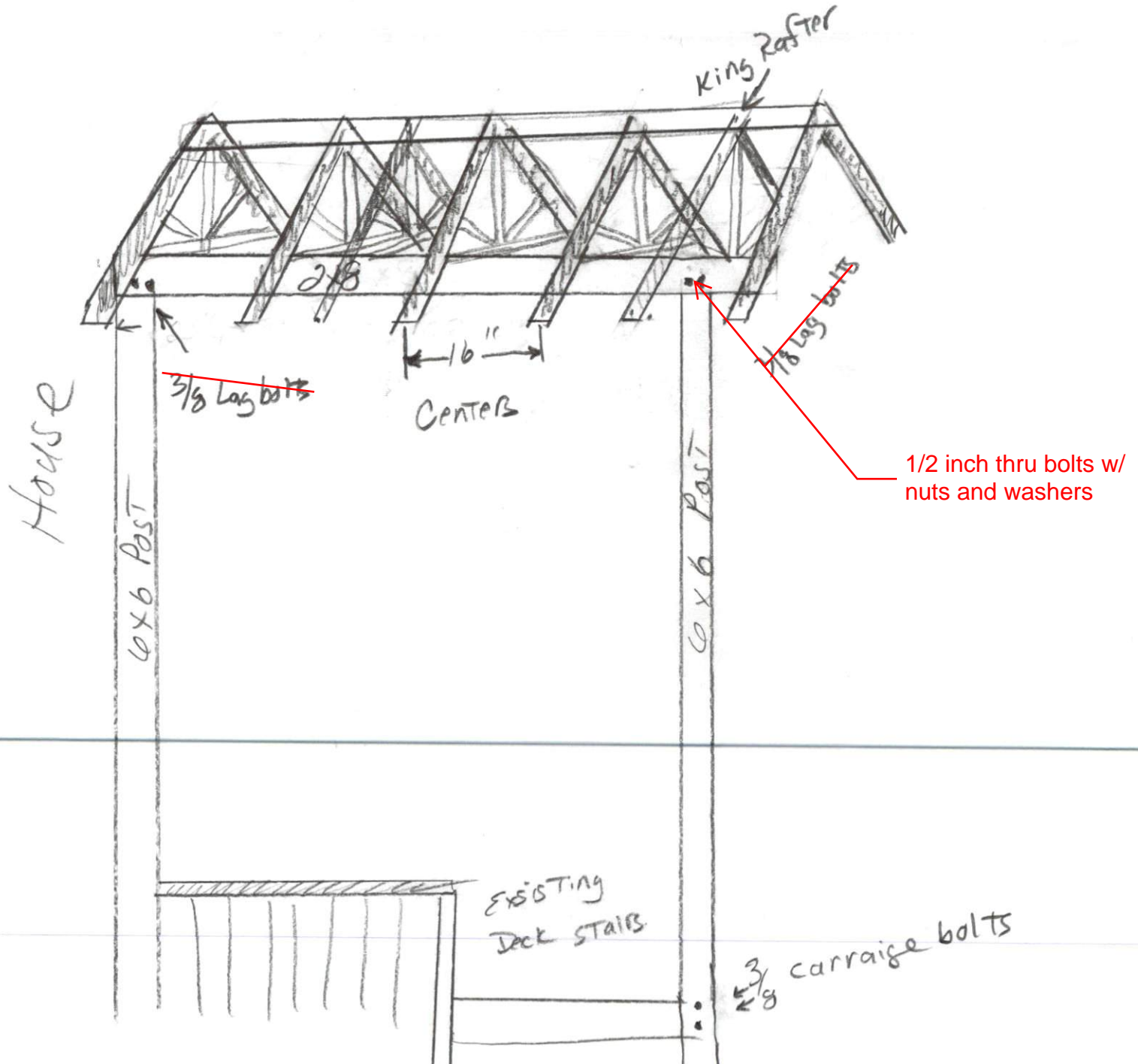
RAFTERS

3/12 Pitch



Double 2x10 Min

2152 Autry Rd
Lillington



typical construction

OVER HANG

215a ATTY RD
Y. 11:11:11:11

