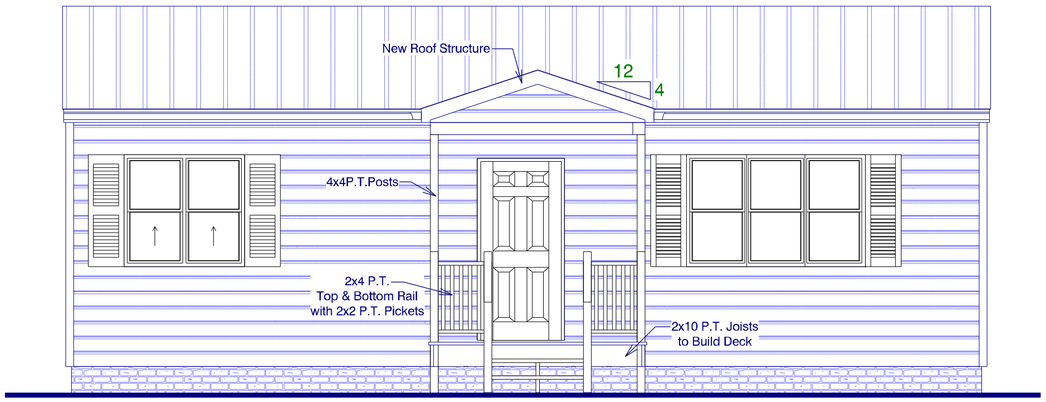

Demo Existing Deck and Ramp
Replace with New Deck with Steps
and Cover it with New Roof Structure

Front Elevation
Scale:1/4"=1'0"

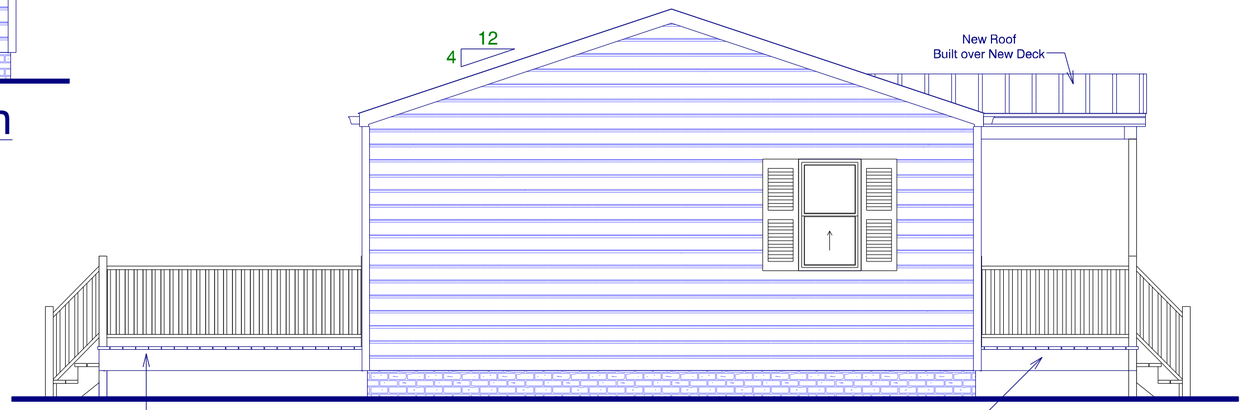

Left Elevation
Scale:1/4"= 1'0"

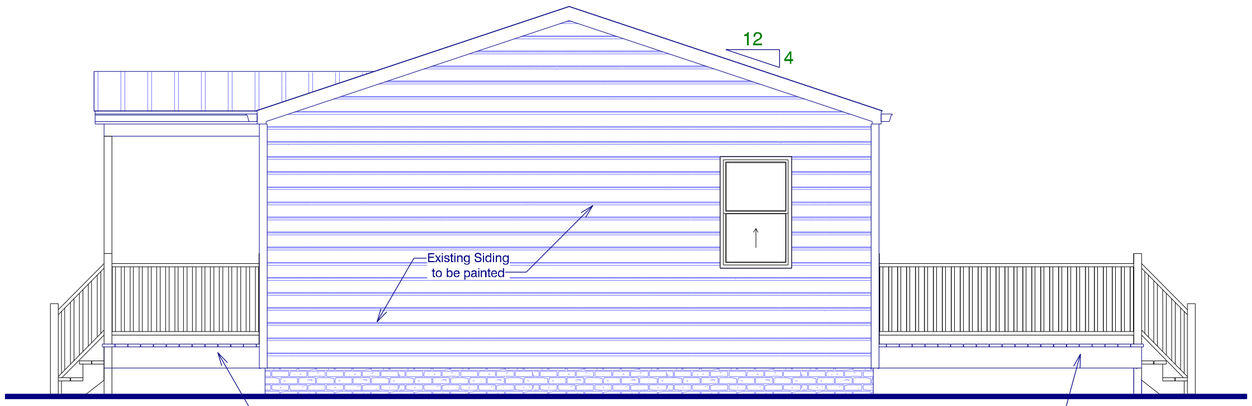

Right Elevation
Scale:1/4"= 1'0"

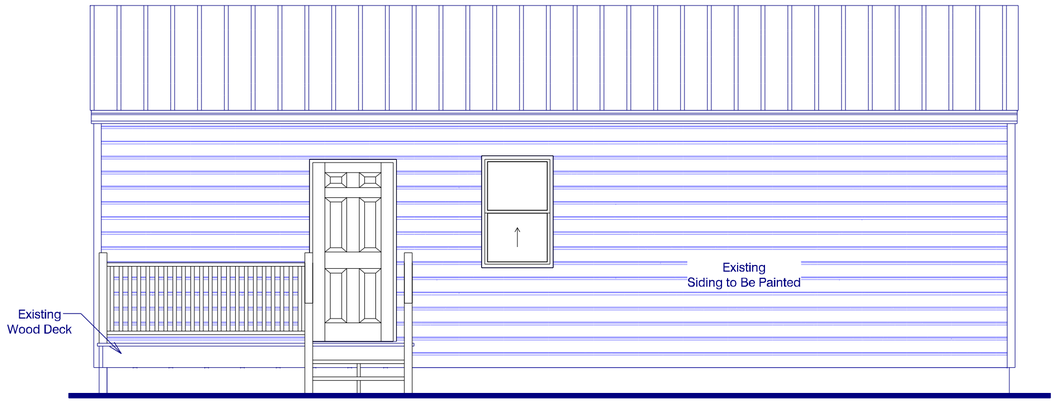

Rear Elevation
Scale:1/4"=1'0"

The Information in These Construction Documents is for
The Exclusive Use of the Client in Construction of the
Building Designed in the Documents. The Designer has
Attempted to Establish an Accurate set of Construction
Documents of the building based upon the Clients
Requirements and the Site Conditions. The
Client observes or becomes aware of any fault or
defect in the project or any Conflict or Ambiguity in the
Construction Documents, Prompt Written Notice shall
be given by the client to the Designer. The Client shall
Hold Harmless the Designer for Any Costs or Damages
Pertaining to the Documents related to the Project and other
Related Work as Represented by the Designer to the Client.

APPROVED BY	DATE

FRAZIER DESIGNS

MEMBER
AIBD
AMERICAN INSTITUTE of BUILDING DESIGN

Frazier Designs
A Residential Design Company
(910) 818-2413
www.frazierplans.com

Project: Perkins Renovation
Cameron NC

MODEL:
FD-764

BUILDER:
RG Williams Construction

DATE PRINTED:
Sept.2021

DRAWN BY:
ATF

Elevations

SHEET
1