

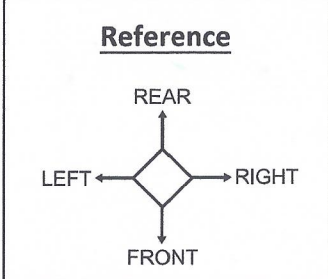




Legend

Foundation 

Pipe Pier 



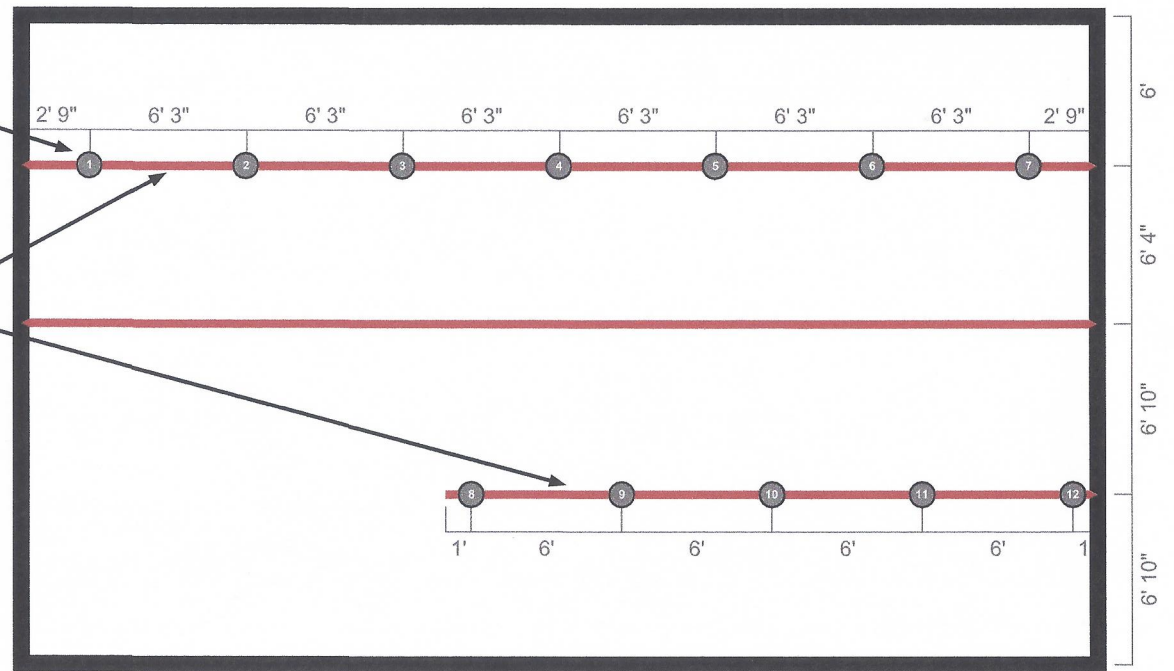
Note

- Footings must be 16"x16"x10", 12" below grade.
- Girder: (3) 2"x8" or steel beam 6"x2"x1/4".
- Concrete must be 3000 PSI.
- Soil bearing capacity must be 2000 PSF.

5.28.21

2-7/8" PIPE PIERS ON 16" x 16" x 10" CONC. FTGS TYP., 12" BELOW GRADE.

DROP GIRDERS



NOTE: ALL DIMENSIONS WERE PROVIDED BY CONTRACTOR



Job Number: GFE-21-191

Ground Force Engineering, PLLC
 4122 Bennett Memorial Rd Suite 300
 Durham, NC 27705

Robert Wyche - 12269 US-421 Broadway, NC 27505

Created By:
 Clay Wagner - Engineering Manager
 Phone: (984) 484-0495
 Date: 5-28-21

Client:
 Foundation Solutions LLC DBA Ram Jack
 4122 Bennett Memorial Rd. Suite #304
 Durham, NC 27705