REAR ELEVATION

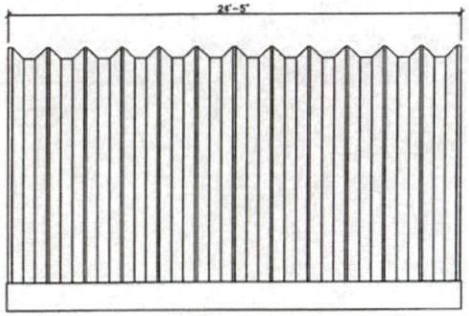

SIDE ELEVATION



FRONT ELEVATION

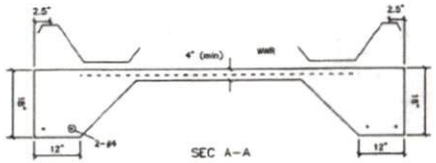

SEC A-A

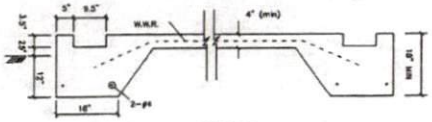

SEC B-B

WARNING: DO NOT REMOVE OR REDUCE THE CONCRETE FLOOR OR THE REINFORCING STEEL, AND/OR RAISE THE TOPS OF THE FOOTERS ABOVE THE FLOOR OR BUILDING FAILURE MAY RESULT

Minimum Concrete Cover:

(a) Concrete Cast against earth:	3"
(b) Concrete exposed to earth or weather:	
No. 6 through No. 10 bars:	2"
No. 5 bar and smaller:	1.5"
(c) Concrete not exposed to earth or weather:	0.75"

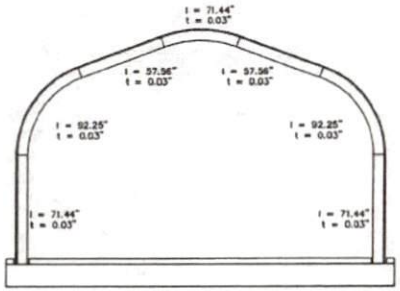

ARCH PROFILE

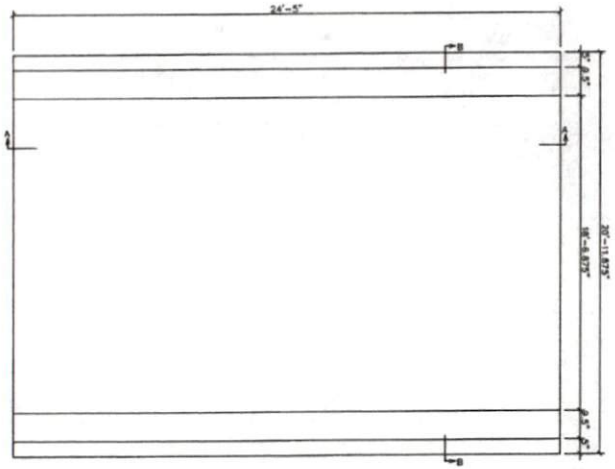

FOUNDATION PLAN

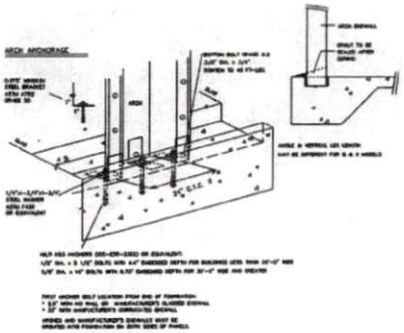

GENERAL NOTES

1. ALL MATERIAL AND WORKMANSHIP SHALL CONFORM WITH THE REQUIREMENTS OF THE LATEST REVISION OF THE INTERNATIONAL BUILDING CODE 2015 AND THE NCBC 2018. DESIGN ACCORDING TO AISI S100-12, NORTH AMERICAN SPECIFICATION FOR THE DESIGN OF COLD-FORMED STEEL STRUCTURAL MEMBERS, AND WITH ANSI/ASCE 7-16.
2. NO LOADS OTHER THAN THOSE GIVEN UNDER "DESIGN DATA" BELOW SHALL BE IMPOSED ON THE "STRUCTURE"
3. SPECIFIC NOTES AND DETAILS SHOWN ON THE DRAWINGS SHALL TAKE PRECEDENCE OVER THE BUILDING MANUAL SUPPLIED.
4. THE BUILDING, INCLUDING THE FOUNDATION, MUST BE CONSTRUCTED IN STRICT ACCORDANCE WITH THE DRAWING AND ERECTION INSTRUCTIONS. ANY DEVIATION, UNLESS APPROVED BY US IN WRITING, SHALL NULLIFY OUR CERTIFICATE AND SEAL AND SHALL BE THE SOLE RESPONSIBILITY OF THE ERECTOR.
5. A PROFESSIONAL ENGINEER SHOULD BE RETAINED WHERE SITE INSPECTIONS ARE WARRANTED.
6. NO ARCH PANEL MAY BE CUT OR MODIFIED UNLESS IT IS TO ACCOMMODATE AN ACCESSORY PROVIDED BY THE MANUFACTURER IN ACCORDANCE WITH ITS INSTRUCTIONS AND/OR THIS DRAWING.
7. MINIMUM SEPARATION FROM THIS BUILDING TO ANY TALLER BUILDING MUST BE THE SMALLER OF 20 FEET AND 6 TIMES THE HEIGHT DIFFERENCE.

FOUNDATION NOTES

NOTE: THE FOUNDATION ON THE DRAWING SPECIFIES THE MINIMUM REQUIREMENTS ASSUMING A FLAT SITE. LOCAL BUILDING CODE REQUIREMENTS AND CONDITIONS MAY NECESSITATE A STRONGER AND/OR DEEPER FOUNDATION, WHICH MUST BE DESIGNED BY A LOCAL ENGINEER.

1. THE FOUNDATION SHALL BE FOUNDED ON NATURAL UNDISTURBED SOIL CAPABLE OF SAFELY SUSTAINING 1500 psf. THIS SHALL BE DESIGNED TO FULLY RESIST ALL ROTATION AT THE BASE OF THE ARCH.
2. SLAB ON GRADE SHALL BE PLACED ON WELL COMPACTED SOIL CAPABLE OF SUSTAINING 1500 psf WITHOUT

DESIGN DATA (MATERIALS)

1. CONCRETE f'c = 2500 PSI @ 28 DAYS, ACI
2. REINFORCING STEEL GRADE 40, Fy = 40 KSI, ASTM A615
3. W.W.R. Fy = 65 KSI, ASTM A1064.
4. W.W.R. 6 x 6 - W1.4 x W1.4

ARCH DATA

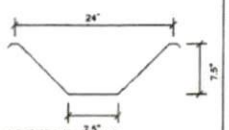

BOLTS: SAE GRADE 2 OR ASTM A307
ARCH STEEL THICKNESS - SEE ARCH PROFILE

GALVALUME SHEET STEEL
STRUCTURAL QUALITY ASTM SPECIFICATION A792-10
55% ALUMINUM-ZINC ALLOY (HOT DIP COATING)
ASTM A792 GRADE 50A
50 KSI MINIMUM YIELD
65 KSI MINIMUM TENSILE
HSS SECTIONS SHALL CONFORM TO:
ASTM A500 GRADE B (Fy = 46 ksi)
W SECTIONS SHALL CONFORM TO:
ASTM A992 GRADE 50 (Fy = 50 ksi)
OTHER SECTIONS SHALL CONFORM TO:
ASTM A36 (Fy = 36 ksi)

ARCH DESIGN DATA IN ACCORDANCE WITH ANSI/ASCE 7-10:
ROOF LIVE LOAD (PSF) = 20
Pg: GROUND SNOW LOAD (PSF) = 10
Ce: EXPOSURE FACTOR = 1.1
Ct: THERMAL FACTOR = 1.0
IMPORTANCE FACTOR (SNOW) = 0.8
CATEGORY I/AGRICULTURAL BUILDING
Pnet: COMPONENT WIND PRESSURE (PSF) = +/- 21
V : BASIC WIND SPEED (MPH) = 105
Kh: VELOCITY PRESSURE EXPOSURE = 0.85
WIND EXPOSURE CATEGORY = C
SEISMIC DESIGN CATEGORY = B

LEGAL NOTE
This drawing is the property of Future Steel Buildings Intl. Corp. Any duplication of this drawing in whole or in part is strictly forbidden. Anyone doing so will be prosecuted under the full extent of the law.

REVISIONS:

ENGINEER'S SEAL:

SteelMaster Buildings
[illegible] Drive, Brampton, Ontario, Canada, L7G 0B5, Phone: (905) 792-[illegible]

DRAWN: A.S.	APPROVED BY: K. BAR	
DATE: 15/06/2016	DESIGNED BY: AK	

PROJECT: ROBBEN KADISH
SPRING LAKE, NC

A20-13 | 01-54097