CAMPBELL POINTE
TOWNHOMES
CAMPBELLPOINTE.COM



FRONT ELEVATION

Scale 1/8" = 1'-0"



REAR ELEVATION

Scale 1/8" = 1'-0"

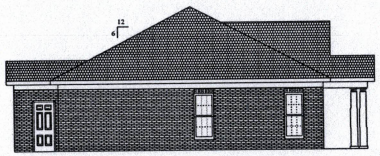

LEFT ELEVATION

Scale 1/8" = 1'-0"

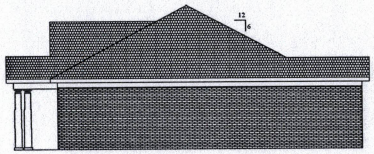

RIGHT ELEVATION

Scale 1/8" = 1'-0"

THIS PLAN IS DESIGNED TO MEET THE REQUIREMENTS OF THE NORTH CAROLINA RESIDENTIAL CODE 2018 EDITION

Jason Price Construction Inc.
2323 Keith Hills Rd.
Lillington, NC 27546
Phone: (910) 814-4236 Fax: (520) 842-3303

CAMPBELL POINTE PARTNERS, LLC
2323 Keith Hills Rd.
Lillington, NC 27546
Phone: (910) 814-4236 Fax: (520) 842-3303

ELEVATIONS
2 Bedroom / 2 Bath
6 Unit Building
Type 'B' Option 'A' Units per
ICC A117.1-2009

THESE DOCUMENTSW ARE INSTRUMENTS OF SERVICE AND AS SUCH REMAIN THE PROPERTY OF THE DESIGNER. PUBLISH OR USE THEM ONLY WITH THE DESIGNER'S WRITTEN APPROVAL.

SCALE: See Drawings

DATE: March 23, 2018

SHEET: 1

CAMPBELL POINTE

TOWNHOMES

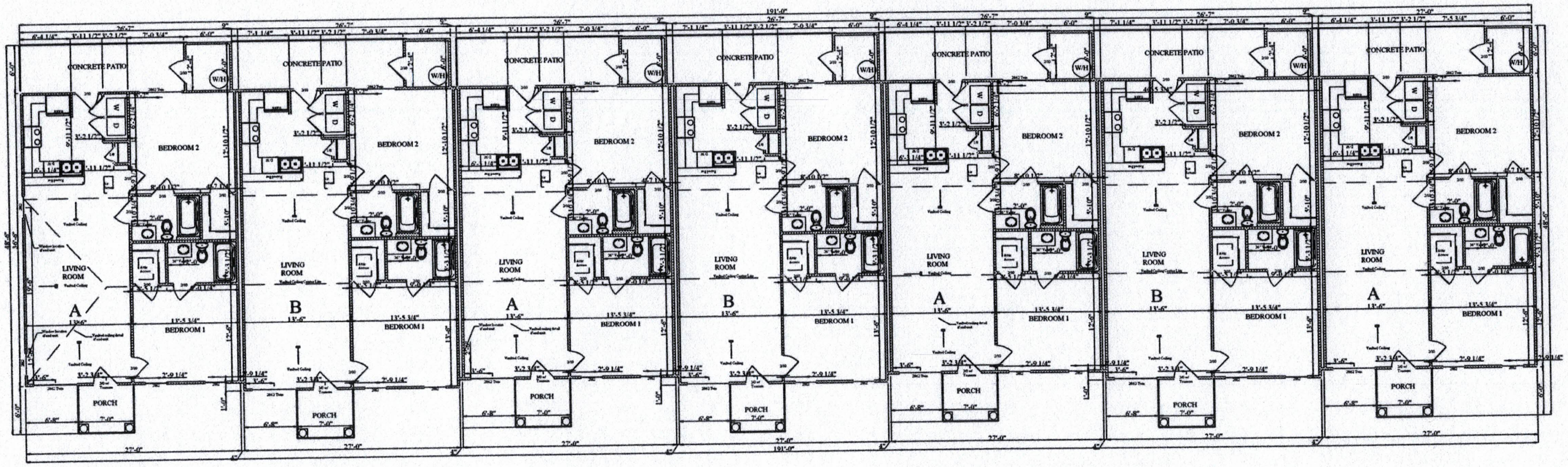

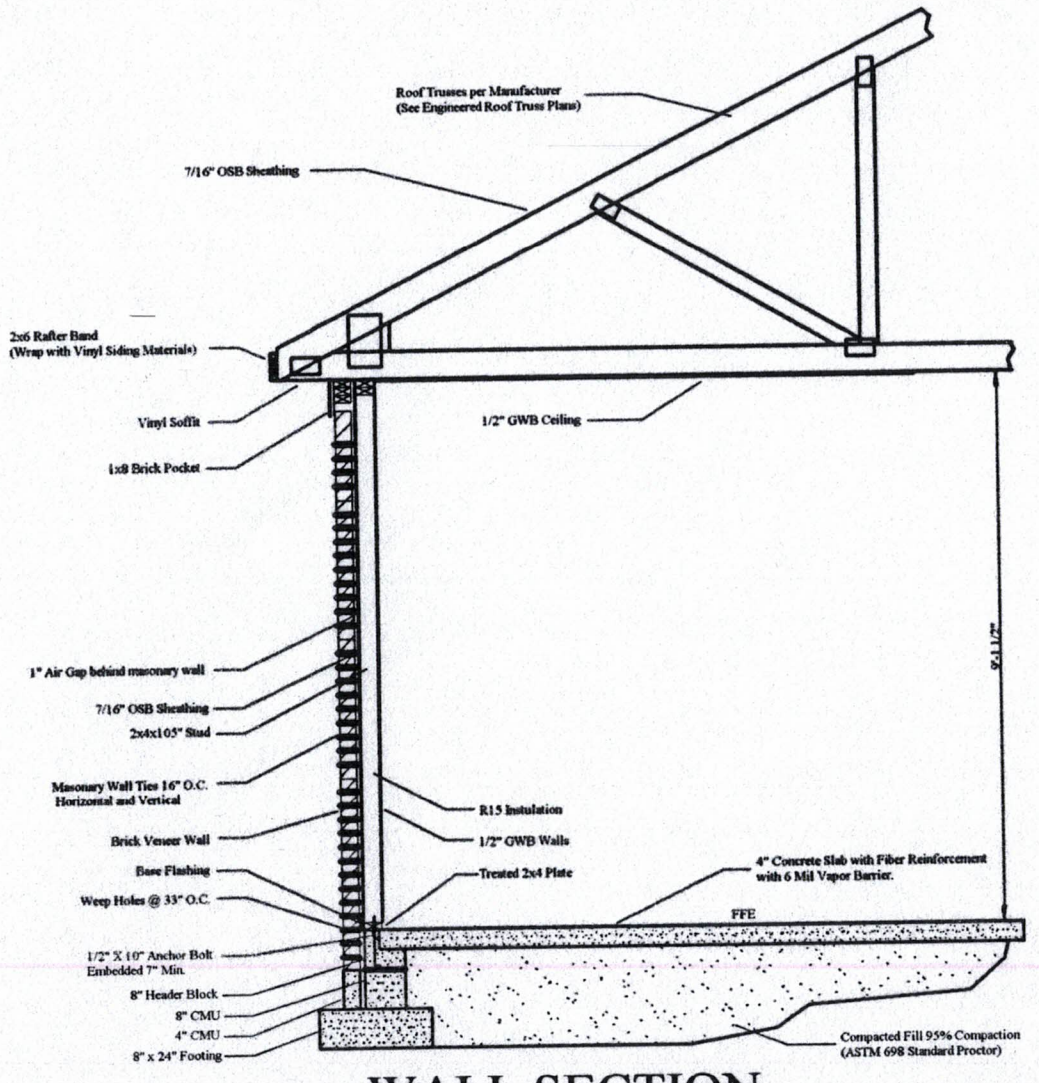

WALL SECTION

FLOOR PLAN

Scale 1/8" = 1'-0"

(9' Ceiling Height Unless Otherwise Noted)

985 Heated Sq. Ft. - Each "A" Unit
1012 Heated Sq. Ft. - Each "B" Unit
6976 Heated Sq. Ft. - Total Building

THIS PLAN IS DESIGNED TO MEET THE REQUIREMENTS OF THE NORTH CAROLINA RESIDENTIAL CODE 2018 EDITION

Jason Price Construction Inc.
2323 Keith Hills Rd.
Lillington, NC 27546
Phone: (910) 814-4236 Fax: (520) 842-3303

Winston 104 Group LLC
2323 Keith Hills Rd.
Lillington, NC 27546
Phone: (910) 814-4236 Fax: (520) 842-3303

FLOOR PLAN
2 Bedroom / 2 Bath
7 Unit Building
Type 'B' Option 'A' Units per ICC A117.1-2009

THESE DOCUMENTSW ARE INSTRUMENTS OF SERVICE AND AS SUCH REMAIN THE PROPERTY OF THE DESIGNER. PUBLISH OR USE THEM ONLY WITH THE DESIGNER'S WRITTEN APPROVAL.

SCALE: 1/4" = 1'-0"

DATE: August 15, 2016

SHEET: 2

CAMPBELL POINTE

TOWNHOMES

ALL FOUNDATION DIMENSIONS ARE TO FRAMING BUILDING TO BE BRICK VENEER.

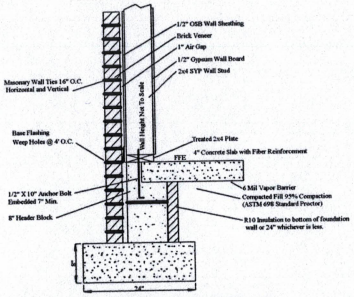

FOUNDATION DETAIL

Not to Scale

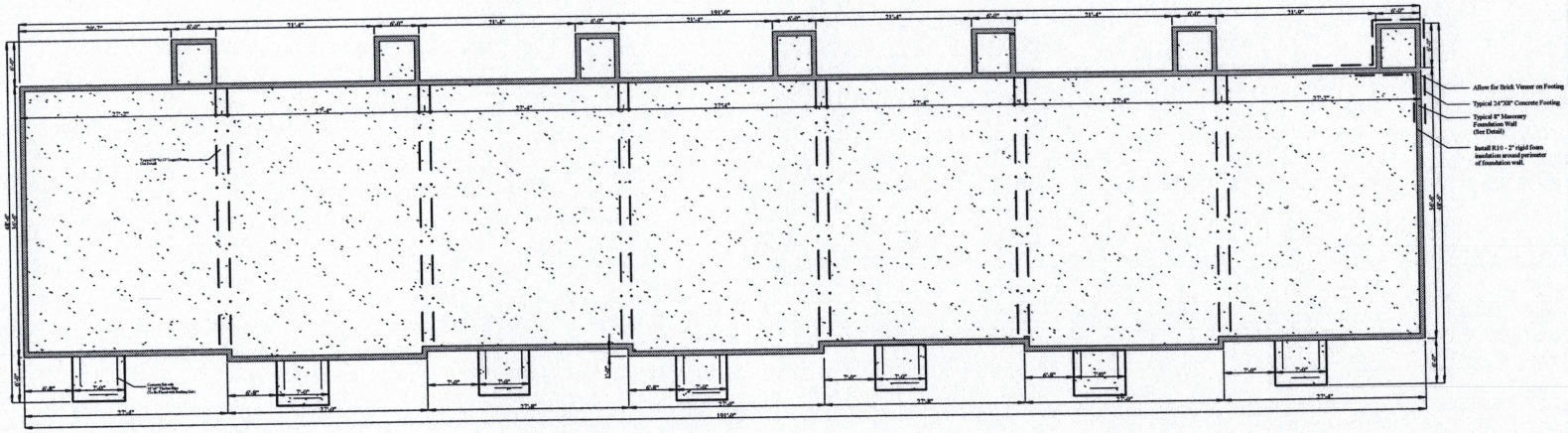

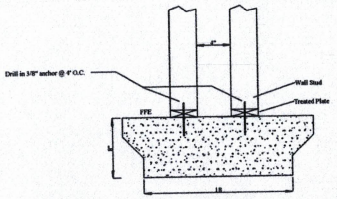

LUGGED FOOTING DETAIL

Not to Scale

FOUNDATION ANCHOR NOTES

The perimeter wood sill plate shall be anchored to the foundation wall with anchor bolts spaced a maximum of 6'-0" O.C. Anchor bolts shall be located within 12" from sill plate ends and building corners. Anchor bolts shall be 1/2" in diameter and shall extend a minimum of 7" into masonry or concrete.

GENERAL NOTES:

1. Foundation design based on 2000 lb/sf allowable soil bearing capacity. Contact engineer if poor soil conditions are encountered in foundation excavation.
2. All concrete to be 3000 PSI at 28 days.
3. Concrete block (CMU) to be hollow, load-bearing, concrete masonry units, ASTM C90-64T.
4. Portland Cement: ASTM spec 150.
5. Sand: Clean, hard, sharp, free from organic matter, passing #8 sieve.
6. Lime: Type "S" and meeting ASTM Spec C-207.
7. Mixing water: Clean and free from oil, acid, injurious amounts of organic matter, alkali and other materials.
8. Mortar: 1 part cement, 1/4 part lime putty, 3 parts sand, by volume.
9. Steel: To be A-36 fabricated in accordance with AISC Spec. Bolts to be A-325. Welds to be made with E-70 electrodes.
10. Reinforced steel to be grade 60.
11. Wire reinforcement to be grade 60.
12. Masonry joint reinforcement to be Dur-O-Wall at 16" vertical.
13. Vapor barrier: All slabs on grade to be placed with 6 mil poly.

FOUNDATION PLAN

Scale 1/8" = 1'-0"

7052 Heated Sq. Ft.
252 Unheated Sq. Ft. - Storage Areas
294 Unheated Sq. Ft. - Porches

7598 Total Sq. Ft. Concrete

THIS PLAN IS DESIGNED TO MEET THE REQUIREMENTS OF THE NORTH CAROLINA RESIDENTIAL CODE 2018 EDITION

Jason Price Construction Inc.
2323 Keith Hills Rd.
Lillington, NC 27546
Phone: (910) 814-4236 Fax: (520) 842-3303

Winston 104 Group LLC
2323 Keith Hills Rd.
Lillington, NC 27546
Phone: (910) 814-4236 Fax: (520) 842-3303

FOUNDATION PLAN
2 Bedroom / 2 Bath
7 Unit Building
Type 'B' Option 'A' Units per ICC A117.1-2009

THESE DOCUMENTSW ARE INSTRUMENTS OF SERVICE AND AS SUCH REMAIN THE PROPERTY OF THE DESIGNER. PUBLISH OR USE THEM ONLY WITH THE DESIGNER'S WRITTEN APPROVAL.

SCALE: 1/4" = 1'-0"

DATE: August 15, 2014

SHEET: 3