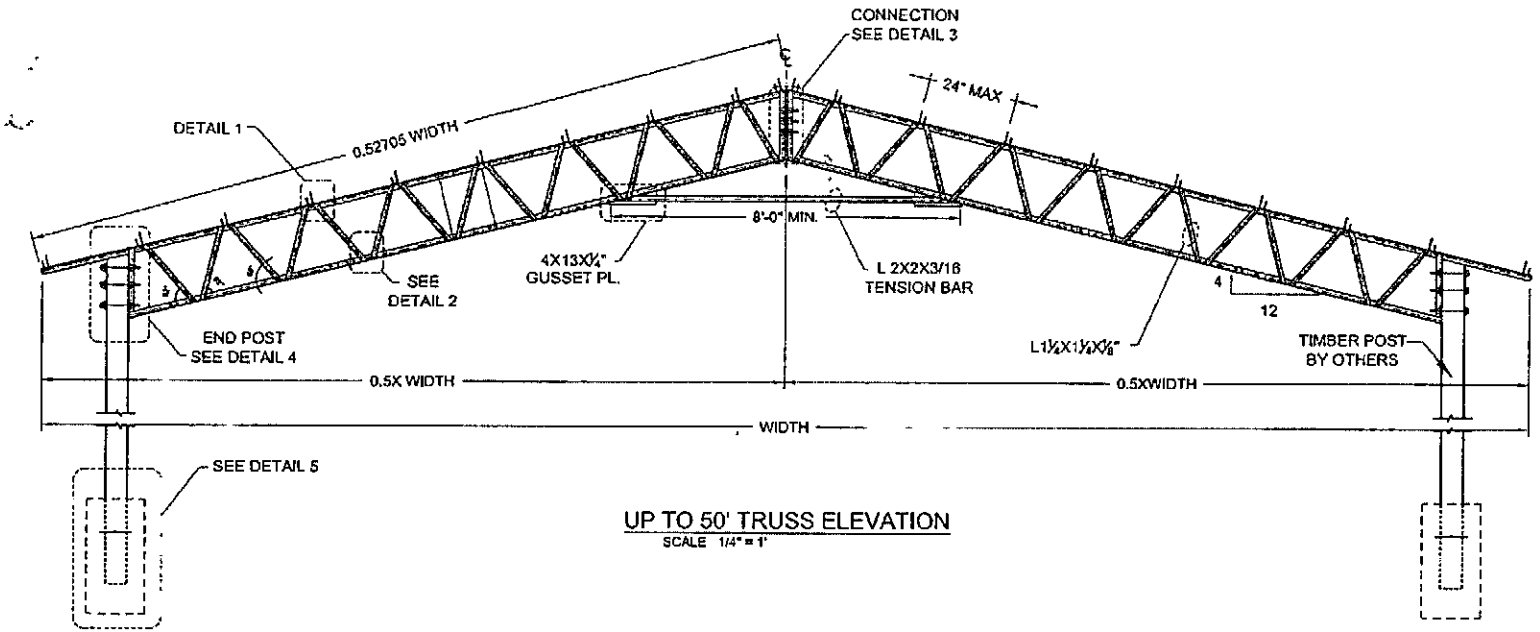

UP TO 50' TRUSS ELEVATION
SCALE 1/4" = 1'

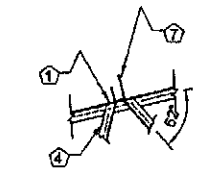

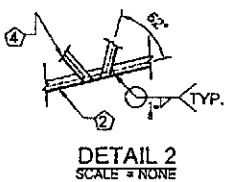

DESIGN CRITERIA

1	WIND LOAD	Vulti	= 110 MPH
2.	LIVE LOAD		= 10 PSF
3.	DEAD LOAD		= 5 PSF
4	SNOW LOAD	W snow	= 7- 10 PSF
5.	CONCRETE	FC'	= 3500 PSI

GENERAL NOTES

A. STRUCTURAL STEEL DESIGN, FABRICATION AND ERECTION SHALL BE IN ACCORDANCE WITH AISC "SPECIFICATION FOR THE DESIGN, FABRICATION AND ERECTION OF STRUCTURAL STEEL FOR BUILDINGS," NINTH EDITION.

B. HIGH STRENGTH BOLTING SHALL BE IN ACCORDANCE WITH AISC "SPECIFICATION " FOR STRUCTURAL JOINTS USING ASTM A325 OR A490 BOLTS" (LATEST EDITION).

C. ALL STRUCTURAL STEEL SHALL HAVE THE FOLLOWING MINIMUM YIELD STRENGTHS, SHALL BE HOT DIP GALVANIZED PER PER SABS 934 AT GROUND FLOOR, UNLESS OTHERWISE NOTED ON THE DRAWINGS.

STRUCTURAL TUBING	Fy = 46KSI
ALL OTHER	Fy = 36KSI

D. WELDING SHALL BE IN ACCORDANCE WITH AMERICAN WELDING SOCIETY SPECIFICATION AWS A5.1 (1996).

E. WELDING ELECTRODES USED FOR SHOP OR FIELD CONNECTIONS SHALL HAVE A MINIMUM ELECTRODE TENSILE STRENGTH OF 70 KSI. UNLESS NOTED OTHERWISE ON THE DRAWINGS, ELECTRODES SHALL CONFORM TO AWS A5.

NOTES:
MAXIMUM TRUSS SPACING SHALL BE 10 FT.

	FRAMING
1	L 2X2X3/16"
2	L 2X2X3/16"
3	L 2X2X3/16"
4	L 11/4X11/4X3/16"
5	6X6 P T WOOD POST
6	3- 5/8"Ø A325
7	BRACKET
8	16"Ø X40" FND.
9	# 5 BAR 12" LONG

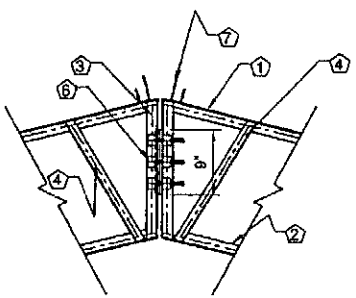

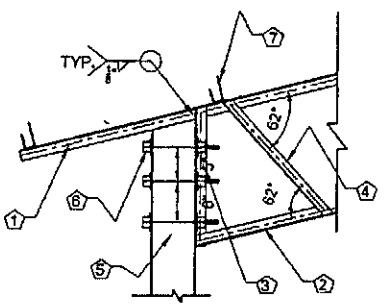

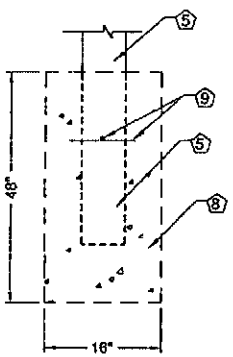

KIFAYAT U. KHAN, PE
N.C. PE REG. NO. 047046

NORTH CAROLINA PROFESSIONAL SEAL 047046 ENGINEER KIFAYAT U. KHAN 2018

S.E.C.M. CORP.
6732 CEDAR RIDGE CIR.
MILTON, FL 32570
PH: 850-623-2232 FAX: 850-465-2345
EMAIL: KKAHN@SECMCORP.COM

PROJECT NAME: S.A.M
LOCATION: BREWTON
COUNTY: ESCAMBIA

DATE:	4-18-2011	SCALE:	SHOWN
DRAWN:	KK	REVISION:	0
CHECKED:	KK	ADENDUM:	0
COVER SHEET		SHEET 1 OF 1	