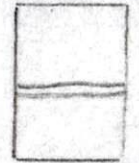


Existing house



2-12" LVL Ridge

SHINKLES  
FIBERGLASS

7/16 OSB

15 lb felt

3/12

2x8

Rafters 16 o.c.

Open

4x4

Open

Cricket

2x8

2 14" LVL

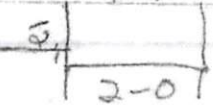
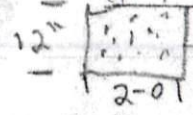
new

Existing  
Porch

8x8

8x8

Existing 5" slab



LEFT  
side

Existing  
House

3-2x4  
JACK

2-12" LVL Ridge

TYP  
2x8 Rafter  
16 O.C.

2-14" LVL

Beam  
Pocket


4-2x4 STRUCK

new

Existing house wall

8x8

20'



TYP  
Concrete  
FOOTER