

Initial Application Date: 10.7.19

Application # BRES1910.0019

CU# _____

COUNTY OF HARNETT RESIDENTIAL LAND USE APPLICATION
Central Permitting 108 E. Front Street, Lillington, NC 27546 Phone: (910) 893-7525 ext:2 Fax: (910) 893-2793 www.harnett.org/permits

****A RECORDED SURVEY MAP, RECORDED DEED (OR OFFER TO PURCHASE) & SITE PLAN ARE REQUIRED WHEN SUBMITTING A LAND USE APPLICATION****

LANDOWNER: LeRoy Sudd Mailing Address: 914 Jesse Road
City: Broadway State: NC Zip: 27805 Contact No: _____ Email: _____

APPLICANT*: Same Mailing Address: Same
City: _____ State: _____ Zip: _____ Contact No: _____ Email: _____

*Please fill out applicant information if different than landowner
ADDRESS: 914 Jesse Rd. PIN: 9598-35-4853.000
Zoning: RA20R Flood: _____ Watershed: _____ Deed Book / Page: 3464-811

Setbacks - Front: _____ Back: _____ Side: _____ Corner: _____

PROPOSED USE:

SFD: (Size _____ x _____) # Bedrooms: _____ # Baths: _____ Basement(w/wo bath): _____ Garage: _____ Deck: _____ Crawl Space: _____ Slab: _____ Slab: _____
(Is the bonus room finished? () yes () no w/ a closet? () yes () no (if yes add in with # bedrooms)

Mod: (Size _____ x _____) # Bedrooms _____ # Baths _____ Basement (w/wo bath) _____ Garage: _____ Site Built Deck: _____ On Frame _____ Off Frame _____
(Is the second floor finished? () yes () no Any other site built additions? () yes () no

Manufactured Home: SW DW TW (Size 14' x 76') # Bedrooms: 2 Garage: _____ (site built? _____) Deck: _____ (site built? _____)
2 bedrooms porch in front

Duplex: (Size _____ x _____) No. Buildings: _____ No. Bedrooms Per Unit: _____
14x14
6x6 platform

Home Occupation: # Rooms: _____ Use: _____ Hours of Operation: _____ #Employees: _____
in rear

Addition/Accessory/Other: (Size _____ x _____) Use: _____ Closets in addition? () yes () no

Water Supply: _____ County _____ Existing Well _____ New Well (# of dwellings using well _____) *Must have operable water before final
(Need to Complete New Well Application at the same time as New Tank)

Sewage Supply: New Septic Tank _____ Expansion _____ Relocation _____ Existing Septic Tank _____ County Sewer
(Complete Environmental Health Checklist on other side of application if Septic)

Does owner of this tract of land, own land that contains a manufactured home within five hundred feet (500') of tract listed above? () yes () no

Does the property contain any easements whether underground or overhead () yes () no

Structures (existing or proposed): Single family dwellings: _____ Manufactured Homes: Other (specify): _____

If permits are granted I agree to conform to all ordinances and laws of the State of North Carolina regulating such work and the specifications of plans submitted. I hereby state that foregoing statements are accurate and correct to the best of my knowledge. Permit subject to revocation if false information is provided.

[Signature] _____ 10-7-19
Signature of Owner or Owner's Agent Date

It is the owner/applicants responsibility to provide the county with any applicable information about the subject property, including but not limited to: boundary information, house location, underground or overhead easements, etc. The county or its employees are not responsible for any incorrect or missing information that is contained within these applications.
*This application expires 6 months from the initial date if permits have not been issued**

APPLICATION CONTINUES ON BACK

****This application expires 6 months from the initial date if permits have not been issued****

This application to be filled out when applying for a septic system inspection.

County Health Department Application for Improvement Permit and/or Authorization to Construct

IF THE INFORMATION IN THIS APPLICATION IS FALSIFIED, CHANGED, OR THE SITE IS ALTERED, THEN THE IMPROVEMENT PERMIT OR AUTHORIZATION TO CONSTRUCT SHALL BECOME INVALID. The permit is valid for either 60 months or without expiration depending upon documentation submitted. (Complete site plan = 60 months; Complete plat = without expiration)

Environmental Health New Septic System

- **All property irons must be made visible.** Place "pink property flags" on each corner iron of lot. All property lines must be clearly flagged approximately every 50 feet between corners.
- Place "orange house corner flags" at each corner of the proposed structure. Also flag driveways, garages, decks, out buildings, swimming pools, etc. Place flags per site plan developed at/for Central Permitting.
- Place orange Environmental Health card in location that is easily viewed from road to assist in locating property.
- If property is thickly wooded, Environmental Health requires that you clean out the **undergrowth** to allow the soil evaluation to be performed. Inspectors should be able to walk freely around site. **Do not grade property.**
- **All lots to be addressed within 10 business days after confirmation. \$25.00 return trip fee may be incurred for failure to uncover outlet lid, mark house corners and property lines, etc. once lot confirmed ready.**

Environmental Health Existing Tank Inspections

- Follow above instructions for placing flags and card on property.
- Prepare for inspection by removing soil over **outlet end** of tank as diagram indicates, and lift lid straight up (if possible) and then **put lid back in place.** (Unless inspection is for a septic tank in a mobile home park)
- **DO NOT LEAVE LIDS OFF OF SEPTIC TANK**

"MORE INFORMATION MAY BE REQUIRED TO COMPLETE ANY INSPECTION"

SEPTIC

If applying for authorization to construct please indicate desired system type(s): can be ranked in order of preference, must choose one.

- { } Accepted { } Innovative { } Conventional { } Any
 { } Alternative { } Other _____

The applicant shall notify the local health department upon submittal of this application if any of the following apply to the property in question. If the answer is "yes", applicant **MUST ATTACH SUPPORTING DOCUMENTATION**:

- { } YES { } NO Does the site contain any Jurisdictional Wetlands?
- { } YES { } NO Do you plan to have an irrigation system now or in the future?
- { } YES { } NO Does or will the building contain any drains? Please explain. _____
- { } YES { } NO Are there any existing wells, springs, waterlines or Wastewater Systems on this property?
- { } YES { } NO Is any wastewater going to be generated on the site other than domestic sewage?
- { } YES { } NO Is the site subject to approval by any other Public Agency?
- { } YES { } NO Are there any Easements or Right of Ways on this property?
- { } YES { } NO Does the site contain any existing water, cable, phone or underground electric lines?

If yes please call No Cuts at 800-632-4949 to locate the lines. This is a free service.

I Have Read This Application And Certify That The Information Provided Herein Is True, Complete And Correct. Authorized County And State Officials Are Granted Right Of Entry To Conduct Necessary Inspections To Determine Compliance With Applicable Laws And Rules. I Understand That I Am Solely Responsible For The Proper Identification And Labeling Of All Property Lines And Corners And Making The Site Accessible So That A Complete Site Evaluation Can Be Performed.

Date: 10.7.19

Application# _____



①

PROCEDURES AND GUIDELINES FOR MANUFACTURED HOME INSPECTIONS

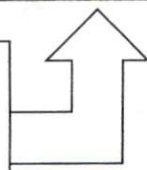
RA-20R & RA- 20M Certification Criteria

I, Wesley Judd, understand that because I'm located in a RA-20R or **RA-20M** Zoning District and wish to place a manufactured home in this district I must meet the following criteria, verified by zoning inspection approval, before I will be issued a certificate of occupancy for this home.

1. The home must have a pitched roof, for a manufactured home, whether A-shaped or rounded, which has a minimum rise (measured at the center of the home) of twelve (12) inches for every seven (7) feet of total width of the home. (Example: A home measuring fourteen (14 ft.) in width must have a twenty four (24) inch rise as measured from the center of the roofline to the baseline of the roof.) (See Illustrations Below.)



Note: Most Rounded Roofs **Will Not** Meet The Roof Pitch Requirement As Illustrated. The Measurement From The Peak Of The Roof To The Base Line Of The Roof Must Be 12" For Every 7' Of Total Width Of The Home. (Ex: 14' Wide Home = 24" Roof Rise)



Continued.....

2. The home must be underpinned, consisting of a brick curtain wall or have galvanized metal sheeting, ABS or PBC plastic color skirting with interlocking edges, installed around the perimeter of the home. Skirting shall be consistent in appearance, in good condition, continuous, permanent, and unpierced except for ventilation and access.

3. The homes moving apparatus must be removed, underpinned, or landscaped. (See examples below.)



4. The home must have been constructed after July 1st 1976.


Signature of Property Owner / Agent


Date

- By signing this form the owner / agent is stating that they have read and understand the information on this form.

Harnett County Department of Public Health

Well Construction Permit Application

If the information in the application for a Well Construction Permit is *falsified, changed, or the site is altered*, then the Well Construction Permit shall become invalid.

APPLICANT INFORMATION

Leroy Sudd (910) 308-4127
Applicant/Owner Phone Number
914 Jesse Road Broadway, NC 27805
Street Address, City, State, Zip Code

The Applicant must submit a Site Plan. The Site Plan is a map/drawing of the property and must show:

1. existing and/or proposed property lines and easements with dimensions;
2. the location of the facility and appurtenance;
3. the location for the proposed well;
4. the location of existing or proposed sewer lines and/or sewage disposal systems within 100 feet of the proposed well;
5. the location of any existing wells within 100 feet of the property; surface water bodies;
6. above ground and/or underground storage tanks;
7. and any other known sources of contamination within 100 feet of the proposed well site.

The Applicant shall notify the Harnett County Health Director through or by way of the Harnett County Division of Environmental Health if any of the following occur prior to well construction:

1. there is a relocation of the proposed facility;
2. there is a change in the intended use of the facility;
3. there is a need for installing the waste water system in an area other than indicated on the well permit; or
4. there are landscape changes that affect site drainage.

Contact information: Environmental Health Division - 910-893-7547

PROPERTY INFORMATION

Proposed use of well

Single-Family Multifamily Church Restaurant Business Irrigation

Street Address 914 Jesse Road Subdivision/Lot # _____
Parcel # _____ PIN # _____

Directions to the Site

From Lillington go up McDougald Road
For about 13 miles turn left on to Jesse
Road go to 914 turn right on property.

I have thoroughly read and completed this Application and certify that the information provided herein is true, complete and correct to the best of my knowledge and is given in good faith. Representatives of the Harnett County Health Department and state officials are granted right of entry to conduct necessary inspections to determine compliance with applicable rules.

I understand that I am solely responsible for the proper identification and labeling of all property lines, underground utility lines, and making the site accessible so that a well can be properly constructed according to the permit.


Property Owner's or Owner's Legal Representative Signature Required

10-7-19
Date