

QUOTE/CONFIRMATION

To: 035926 Phone: 919-896-5926
 M & K FAMILY LIMITED PARTNERSHIP
 31 CIMMARON DRIVE
 SPRING LAKE, NC 28390

Quote No.: 142312
 Quote Date: 07/08/2019
 Sales Rep.: JOSHUA BURNETTE
 Sales Note:
 Model #...: 29ANN16763PH19 HUD
 Model Series: THE ANNIVERSARY
 Model Name: THE ANNIVERSARY PLUS
 Drawing #: 29S100
 Print Date: 7/17/2019 - 12:07 PM

CME MANUFACTURING, INC.
 Oxford
 3212 KNOTTS GROVE ROAD
 OXFORD, NC 27565

Retail Cust: STOCK
 Financed By:

Ordered by:
 Phone No: 919-693-2225

Opt.#	Description	Qty	Price	Opt.#	Description	Qty	Price
	SERIAL #:OHC028578NC						
						Base Cost of Home	33,005
						Options Total	1,335
						Shipping & Destination Charges	1,342
						Association Dues	75
						MHI Dues	35
						VIP Discount	2,747-
						Quote Total	<u>33,045</u>

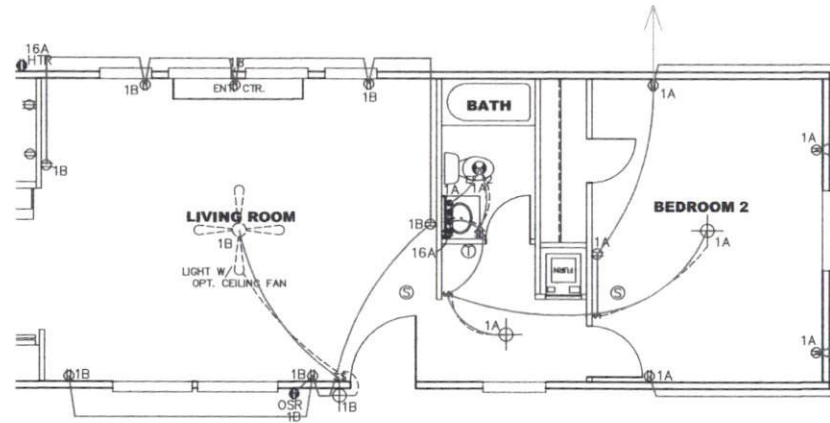
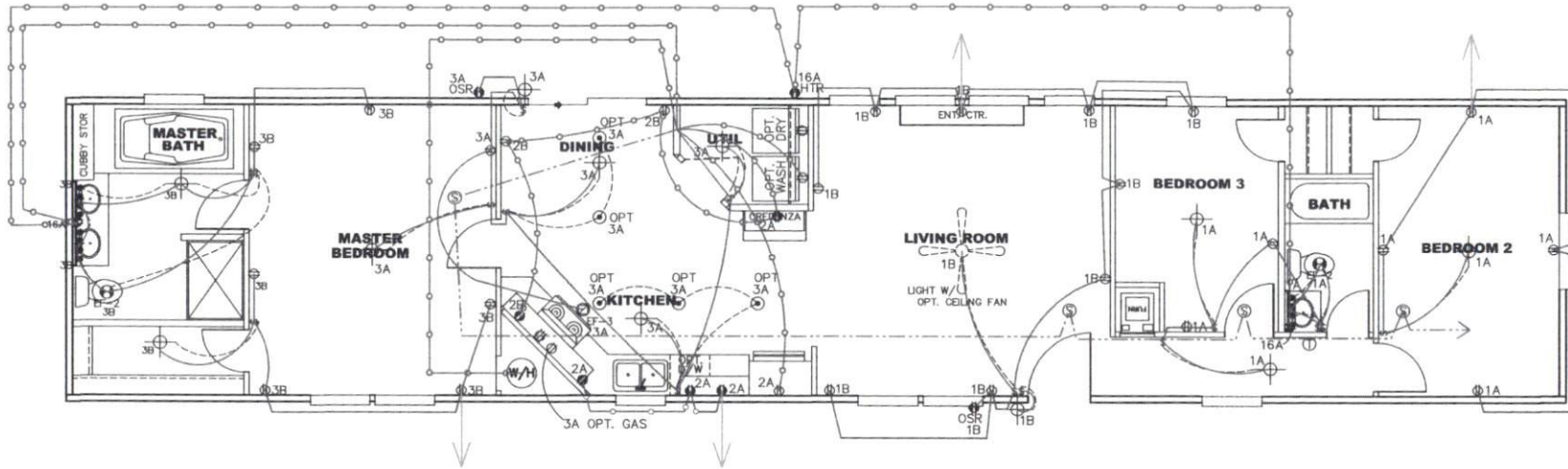
Purchasers represent, to the best of their knowledge, that the Manufactured Home shall be used as a single family Dwelling Unit.

** IMPORTANT: Manager must sign and date this confirmation in order for home to be scheduled and built.

** FAX No: 919-693-4107 Please sign and FAX X [Signature] Date 7/18/19

QUOTE/CONFIRMATION


CIRCUIT	CIRCUIT #	WIRE	BREAKER	CIRCUIT	CIRCUIT #	WIRE	BREAKER	CIRCUIT	CIRCUIT #	WIRE	BREAKER
LIGHT/RECEP	1A,1B,3A,3B	14-2	15-SP	WATER HEATER	4A,6B	SEE NOTE #8		BATHROOM	16A	12-2	20-SP
KITCHEN	2A,2B	12-2	20-SP	RANGE	5B,7A	SEE NOTE #8		OPT G/DISP	9B	SEE NOTE #8	
WASHER	12A	12-2	20-SP	FURNACE	6A,8A,B,10A,B	SEE NOTE #8		OPT SPA/WP/JAC	11A,B	SEE NOTE #8	
DRYER	5A,7B	SEE NOTE #8		OPT D/WASH	9A	SEE NOTE #8		FREEZER	N/A	SEE NOTE #8	
				SMOKE ALARM	4B	SEE NOTE #8					



2 BEDROOM OPT.

NOTES:

1. ALL CIRCUITS SHOWN ARE FOR REFERENCE AND MAY BE CHANGED BASED ON OPTIONAL COMPONENTS INSTALLED IN THE HOME.
2. REFER TO EL SECTION OF THE DAPIA FOR SYMBOL CHART.
3. EITHER LIGHT OR RECEPTACLE MUST CONNECT TO SWITCH.
4. EF-1= 50 CFM EXHAUST FAN REQUIRED FOR THERMAL ZONE III THERMAL ZONES I & II MAY USE FAN OR WINDOW W/1.5 SQ. FT. OPENABLE GLASS.
5. EF-2= 50 CFM EXHAUST FAN REQUIRED THERMAL ZONE I, II, AND III.
6. EF-3= 100 CFM RANGE EXHAUST FAN, SWITCH AT HOOD.
7. EF-4= WHOLE HOUSE VENTILATION PER REQUIREMENTS IN S-HV-10 & 10A OR M-HV-11 & 11A OF DAPIA.
8. REFER TO EL SECTION OF THE DAPIA OR THE MFG. INSTALLATION INSTRUCTIONS FOR PROPER WIRE SIZE AND BREAKER SIZE FOR SPECIFIC APPLIANCE AND MODEL BEING INSTALLED.
9. ALL SMOKE ALARMS TO BE LOCATED ON THE CEILING.
10. DIMENSIONS SHOWN ON PRINT ARE APPROXIMATE AND TO BE USED ONLY AS A GUIDELINE.



1165 SQ.FT. (STD PLAN "CONDITIONED")
N/A SQ.FT. (W/OPT. PORCH/RECESS "CONDITIONED")

CMH MANUFACTURING	Model #: ANN16763P	Drawing #:
	Date: 6/25/18	Scale: NTS
Product Designer: E. HARDWICK	16 X 76 ANNIVERSARY	
ELECTRICAL PLAN-06		3 REVISION ECR-699180 10/9/18 EH