

### ARCHITECTURAL PLANS WALL LEGEND

- STANDARD STUD WALL INT OR EXT  
IF EXT SEE ELEVATIONS FOR SIDING  
STYLE THICKNESS OF WALL NOTED IN PLAN NOTES  
OR AT WALL LOCATIONS
- STANDARD STUD WALL WITH 5" BRICK VENEER  
FOUNDATION WALL LEDGE  
STUD THICKNESS AS NOTED IN PLAN  
NOTES OR AT WALL LOCATIONS
- STANDARD STUD WALL WITH STACKED STONE VENEER  
STUD THICKNESS AS NOTED IN PLAN NOTES OR AT  
WALL LOCATIONS  
(NOTE BUILDER TO VERIFY STONE THICKNESS  
4 NOTIFY PLAN DESIGNER IF THICKNESS IS  
MORE THAN 5" BEFORE FOOTINGS ARE POURED)
- STANDARD STUD WALL WITH APPLIED STONE VENEER  
STUD THICKNESS AS NOTED IN PLAN NOTES OR AT  
WALL LOCATIONS  
(NOTE: NO FOUNDATION SUPPORT IS REPRESENTED  
ON STRUCTURAL PLANS)  
IF STACKED STONE IS TO BE USED BUILDER MUST  
NOTIFY PLAN DESIGNER BEFORE FOOTINGS ARE  
POURED
- STANDARD STUD WALL WITH LOW APPLIED STONE  
VAINSCOTING.  
SEE ELEVATIONS FOR HEIGHT & FINISH MATERIAL  
AT EXT STUD WALL ABOVE  
STUD THICKNESS AS NOTED IN PLAN  
NOTES OR AT WALL LOCATIONS
- STANDARD STUD WALL WITH 5" FOUNDATION LEDGE  
FOR LOW BRICK OR STACKED STONE VAINSCOTING.  
SEE ELEVATIONS FOR HEIGHT & FINISH MATERIAL  
AT EXT STUD WALL ABOVE. STUD THICKNESS  
AS NOTED IN PLAN NOTES OR AT WALL LOCATIONS
- HALF WALL WITH 1x6 CAP  
(42" HEIGHT UNLESS NOTED OTHERWISE ON PLANS)

### GENERAL NOTES

**WALL THICKNESS / ANGLES**  
ALL EXTERIOR STUD WALLS ARE DRAWN 4" THICK UNO.  
ALL INTERIOR STUD WALLS ARE DRAWN 4" THICK UNO.  
ANGLED WALLS ARE DRAWN @ 45° UNO.

**EGRESS**  
ALL BEDROOMS MUST HAVE AT LEAST ONE  
WINDOW WHICH CONFORMS TO EGRESS  
REQUIREMENTS FOR CLEAR OPENING HEIGHT AND  
WIDTH. IT IS THE CONTRACTOR'S RESPONSIBILITY  
TO VERIFY EGRESS SIZING PER CODE BASED ON  
CHOSEN MANUFACTURER. AS PRODUCT SIZES MAY  
VARY.

**WALL/CEILING HEIGHTS**  
WALL AND CEILING HEIGHTS NOTES ARE BASED ON  
NOMINAL WALL SIZE (IE: A 9'-1 1/8" ACTUAL WALL  
HEIGHT IS LABELED 9'0" ON THE PLANS).

ALL VAULTED OR SLOPED CEILINGS ARE TO BE  
FURRED DOWN TO ACCOMMODATE REQUIRED  
CEILING INSULATION AND 1" AIRSPACE. VERIFY  
CODES FOR INFORMATION ON INSULATION  
REQUIREMENTS.

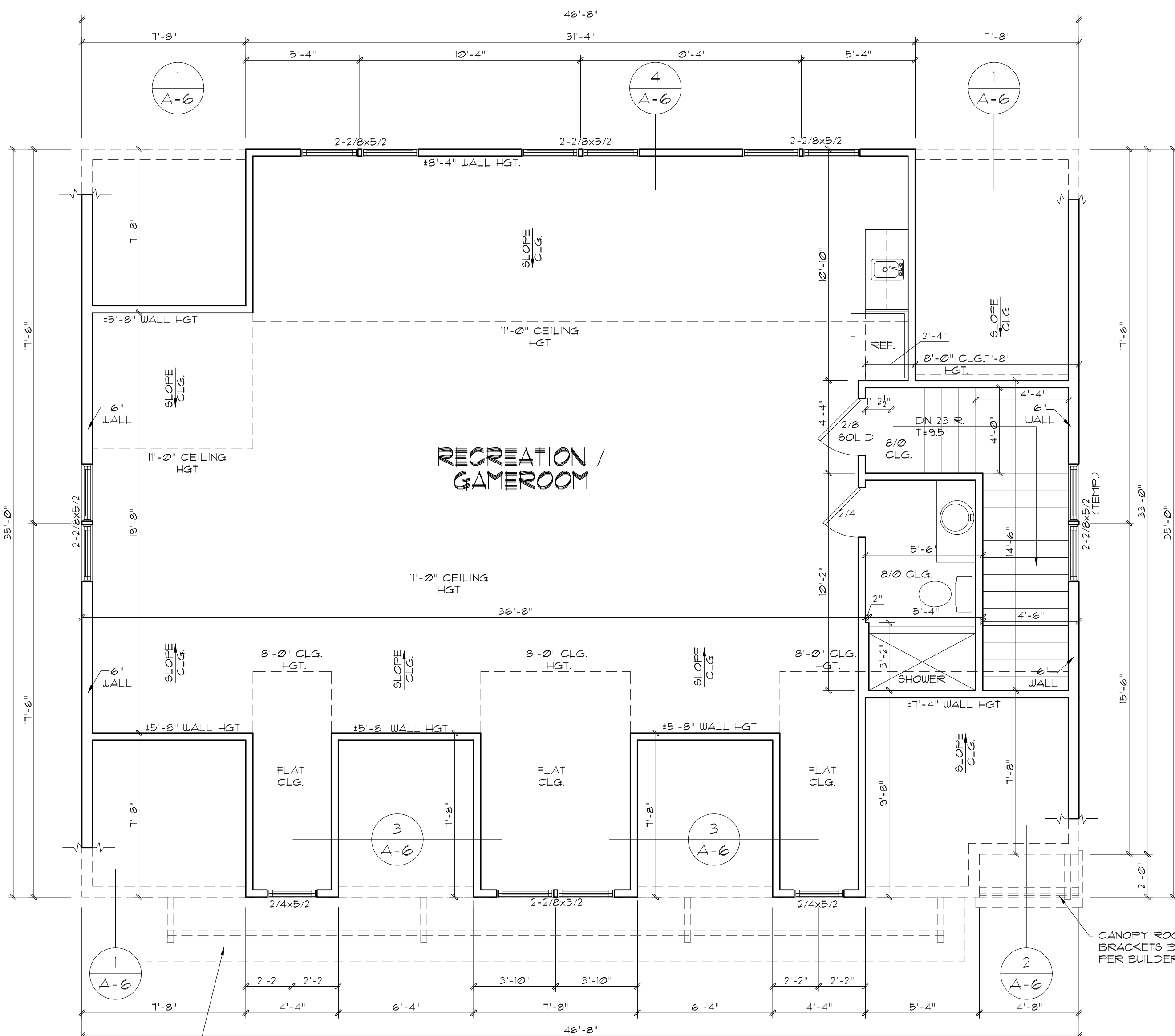
**STAIRS**  
STAIR TREADS ARE MEASURED FROM NOSING TO  
NOSING (N.N.).  
MAXIMUM STAIR RISE HEIGHT TO BE NO GREATER  
THAN 8-1/4"

Heated Square Footage	
Rec/Game Room	1162
TOTAL =	1162
Unheated Square Footage	
Garage	1624

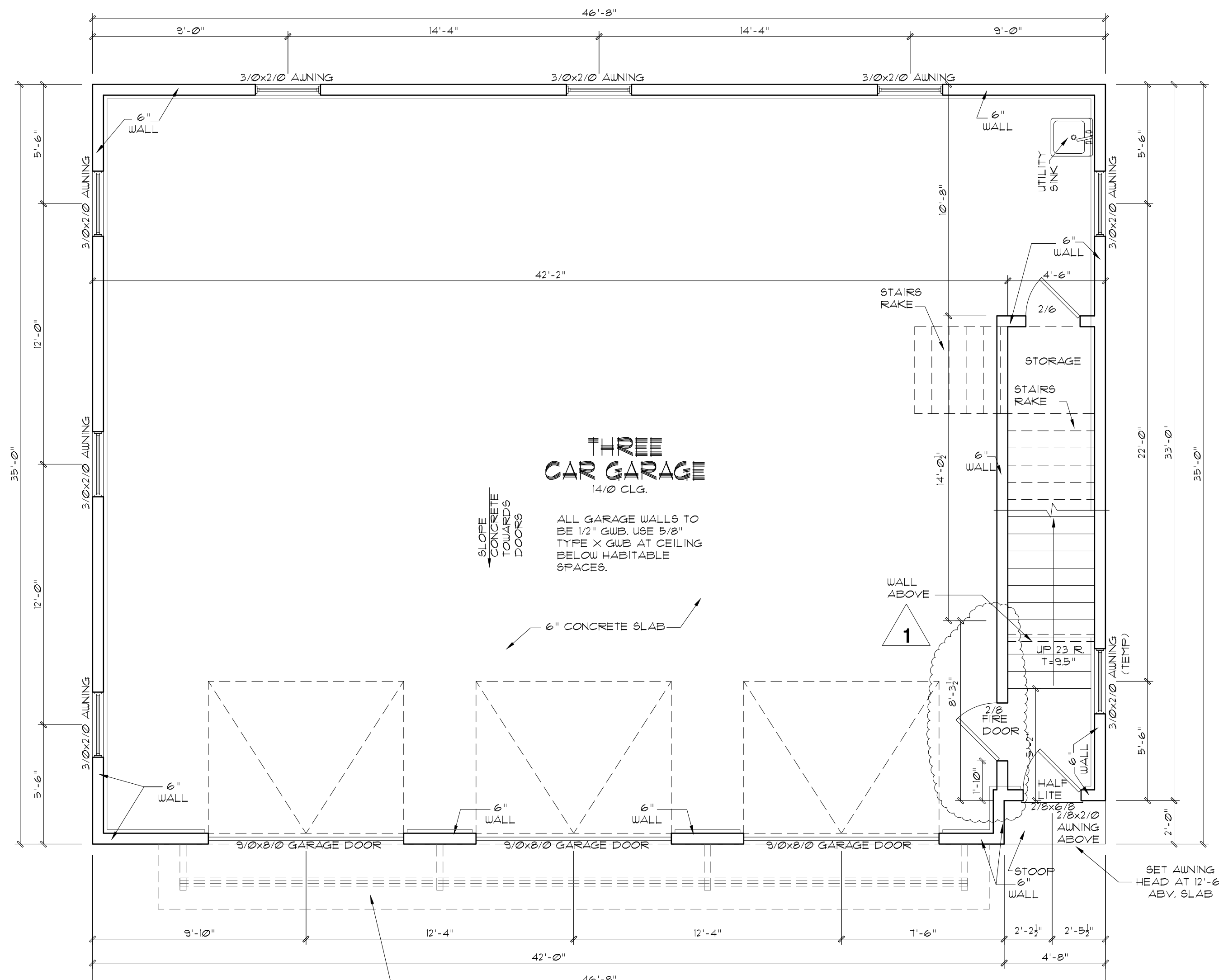
### WINDOW FALL PREVENTION PROTECTION

IF ANY PART OF THE CLEAR OPENINGS OF THE OPERABLE PORTION OF A WINDOW IS LOCATED  
MORE THAN 12" ABOVE THE EXTERIOR GRADE THEN THE LOWEST PART OF THE CLEAR OPENING  
MUST BE AT LEAST 24" ABOVE THE FLOOR OF THE ROOM IN WHICH IT IS LOCATED.

- EXCEPTIONS:
1. THE WINDOW IS A FIXED UNIT.
  2. THE OPENING DOES NOT ALLOW THE PASSAGE OF A 4- INCH DIAMETER SPHERE.
  3. THE WINDOW IS EQUIPPED WITH A WINDOW FALL PREVENTION DEVICE MEETING ASTM F2090.
  4. THE WINDOW IS EQUIPPED WITH AN APPROVED WINDOW OPENING LIMITING DEVICE.
- NOTE: WHEN USED WITH AN EMERGENCY ESCAPE AND RESCUE WINDOW OPENING LIMITING  
DEVICES AND FALL PREVENTION DEVICES MUST BE APPROVED FOR EMERGENCY ESCAPE AND  
RESCUE PROVISIONS.



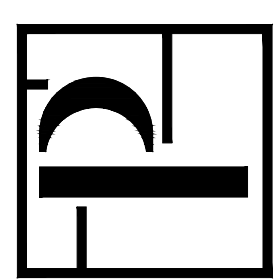
**SECOND FLOOR PLAN**  
22X34 PRINTS SCALE: 1/4"=1'-0"  
11X17 PRINTS SCALE: 1/8"=1'-0"



**FIRST FLOOR PLAN**  
22X34 PRINTS SCALE: 1/4"=1'-0"  
11X17 PRINTS SCALE: 1/8"=1'-0"

4. PLANWORX ARCHITECTURE, P.A. WILL NOT ASSUME ANY LIABILITY FOR ERRORS, OMISSIONS AND/OR CHANGES ON THESE DRAWINGS UNLESS  
SPECIFICALLY NOTED OTHERWISE. ANY CHANGES TO THESE DRAWINGS SHALL BE MADE BY A CORRECTED DRAWING OR BY A CHANGE  
ORDER. 5. PLANWORX ARCHITECTURE, P.A. IS NOT RESPONSIBLE FOR ERRORS, OMISSIONS AND/OR CHANGES ON THESE DRAWINGS UNLESS  
SPECIFICALLY NOTED OTHERWISE.

**Planworx Architecture, P.A.**  
5711 Sky Forks Road, Suite 100  
Raleigh, North Carolina 27609  
919-846-8100 Fax: 919-846-2661  
www.planworx.com



**Glenwood Builders**  
Stan and Kay Curling Residence  
357 Bakertown Rd, Fuquay Varina

PROGRESS DATE:		
ISSUE DATE:	8/10/18	
DRAWN BY:	J.T.	
CHECKED BY:	B.B.	
REVISIONS		
DATE	BY	DESCRIPTION
11/20/18	JT	Added front door in garage

Detached Garage -  
Floor Plans  
SHEET NO.  
**A-7**  
PLAN NO.  
**015317**

ALL RIGHTS RESERVED.  
REPRODUCTION OF THIS SHEET IN WHOLE OR PART IS STRICTLY PROHIBITED.  
PLANS MUST VALID FOR CONSTRUCTION AND APPROPRIATE PROFESSIONAL SEALS.